

ADDENDUM No. 1

Project:	BQWCHC – Trenton Health Hub	Project / File No:	250108
Project Address:	69 Catherine Street, Trenton	Date:	April 28, 2026
		Total No. of pages including attachments:	24

This addendum shall form part of, and be included in, the contract drawings and specifications originally issued for the abovenamed project and no consideration will be given to request for extras to this Contract due to the Contractor not being familiar with the Addendum. Please acknowledge receipt of the Addendum on the Bid Form.

The following attached information forms part of this Addendum:

Item:	Description:	No of Pages:
1.0	General Requirements	1
2.0	Architectural	13
3.0	Mechanical	0
4.0	Electrical	0
5.0	Architectural Specification	7
6.0	Appendix A	2

Kasian Architecture Ontario Incorporated

Jackie Prawecki



2026-04-28

Name and Title of Person Signing

Signature

Date

ADDENDUM No. 1

Project:	BQWCHC – Trenton Health Hub	Project / File No:	250108
Project Address:	69 Catherine Street, Trenton	Date:	April 28, 2026
		Total No. of pages including attachments:	24

1.0 General Requirements

1.1 Reference Specification 00 21 13 Instructions to Bidders:

1.1.1 **REVISE** 1.10.2 to read: Deliver bid before 2:00:00 p.m. local time **May 12, 2026**

1.2 Reference Specification Section 07 30 00 Supplementary Conditions:

1.2.1 **REVISE** bullet point referencing amendments to GC 6.6.1 to read:
 “Amend paragraph 6.6 .1 by deleting the word “timely” before the words “*Notice in Writing*” and deleting the period at the end replacing it with “as soon as possible but in any event no later than **10** working days from the commencement of any event, situation, or circumstance that may result in a claim.”

1.3 Reference Section Work Restrictions Section 01 14 00

1.3.1 ADD paragraph 1.8 EXISTING TRADE CONTRACTORS

.1 The following companies are currently engaged in Service Contracts for the existing building.

1. Sprinkler / Fire Suppression System- Trinity Fire and Security-613-394-3775
2. Fire Alarm System - Trinity Fire and Security - 613-394-3775
3. Security / CCTV System-Alliance Security Systems-James Turcotte -905-372-0353
4. HVAC/BAS-Hamilton Smith - Brad Boldrick-613-922-2648 / Siemens - jason.kaestner@siemens.com
5. Balancing- Hamilton Smith - Brad Boldrick-613-922-2648 / Siemens - jason.kaestner@siemens.com

2.0 Architectural

2.1 Reference Drawing A-401 INTERIOR ELEVATIONS rev 3

2.1.1 **REVISE** elevation 4/A-401, TUB ROOM WEST ELEVATION – Revised elevation to add tags and revised dimensions.

ADDENDUM No. 1

Project:	BQWCHC – Trenton Health Hub	Project / File No:	250108
Project Address:	69 Catherine Street, Trenton	Date:	April 28, 2026
		Total No. of pages including attachments:	24

- 2.2 Reference Drawing A-402 ENLARGED INTERIORS- WASHROOMS rev 3**
- 2.2.1 **REVISE** detail plan 17/A-402 TUB ROOM, Revised plan to add tags for washroom accessories that are in Contract.
- 2.2.2 **CLARIFICATION:** additional accessories are tagged on Drawing A-112, A-103 and A-402
- 2.3 Reference Drawing A-500 PLAN AND SECTIONS DETAILS – INTERIORS rev 3**
- 2.3.1 **REVISE** detail 8/A-500, Vestibule 1.020 HSS Plan Detail – Added HSS size and plate anchor size.
- 2.4 Reference Drawing A-603 ISSUED FOR TENDER REV 3**
- 2.5 CLARIFICATION -** Exterior elevations 5 & 6/A-603 to receive new solid privacy film and new full colour printed film with logos to be done by contractor. Exact art to be determined.
- 2.6 Reference Drawing A-801 GROUND FLOOR FFE PLAN rev 3**
- 2.6.1 **CLARIFICATION:** Where reference is made to “owner supplied/contractor installed” FFE items as noted in the Contractor Installed FFE Schedule, the Contractor shall include the cost of installation of the identified items as indicated in the schedule.
- 2.6.2 **ADD:** Legend added to the sheet A-801
- 2.6.3 **REVISE:** Revision to various furniture and equipment supplier/ installer schedules.
- 2.6.4 **REVISE:** added/ removed furniture and equipment on drawing 1/A-801
- 2.7 Reference Drawing A-110 Ground Floor Plan rev 3**
- 2.7.1 **ADD** note to south side of building to read: ADD new 200 mm thick reinforced concrete pad of size 3000w x 3600 long complete with 15M bar at 300 o/c E/W placed on 150 mm granular A compacted fill. Remove existing paving stones to accommodate new pad. Cut and replace paving stones to the perimeter of the new slab. Turn over remain paving stones to Owner.
- 2.7.2 **ADD** note to identify proposed location of waste container to east patio area.
- 2.8 Reference Drawing A-111 GROUND FLOOR PLAN – NORTH rev 4**
- 2.8.1 **ADD:** relocation of existing Fire Alarm Pull Station beside door 001A
- 2.8.2 **ADD:** note to relocate Alarm Box from column to wall
- 2.9 Reference Drawing A-112 GROUND FLOOR PLAN- SOUTH rev 3**
- 2.9.1 **ADD:** wall tags in room 1.028 and 1.030.
- 2.9.2 **ADD:** FW03 assembly to stairs 2 concrete wall.

ADDENDUM No. 1

Project:	BQWCHC – Trenton Health Hub	Project / File No:	250108
Project Address:	69 Catherine Street, Trenton	Date:	April 28, 2026
		Total No. of pages including attachments:	24

2.9.3 **ADD:** wall tag SS06 assembly at door D004.

2.9.4 **ADD:** relocation of existing Fire Alarm Pull Station to Vestibule 1.020

2.10 Reference Drawing A-130 FURNITURE PLAN

2.10.1 **DELETE** this drawing from the drawing set.

2.11 Reference Drawing A-602 FINISH SCHEDULE rev 3

2.11.1 **DELETE** reference to Epoxy Flooring EP-1 from the FINISH IDENTIFICATION SCHEDULE.

2.12 Reference Drawing sheet A-1000, Revision 2, Ground Floor Signage Key Plan & Information Sign(attached)

2.12.1 **REVISE** note in **SIGNAGE LEGEND** as indicated.

2.12.2 **ADD** drawing 6/A-1000 – “IN” – INFORMATION SIGN

2.12.3 **REVISE** “signage Text ID” for room 1.012 to read “Office” as noted on the Interior Signage Schedule – Ground Level

2.12.4 **REVISE** Drawing 4/A-1000, DI- information directory – revise signage as noted.

2.13 Reference Drawing A-1002 SIGNAGE TYPES – WASHROOMS Rev 2

2.13.1 **REVISE** detail 3/A-1002

2.14 Reference Drawing A-1003 EXTERIOR SIGNAGE Rev 2

2.14.1 **REVISE** detail 2– Building Entrance Sign “S6”

2.14.2 **CLARIFICATION:** Refer to the attached shop drawings for the original building sign. These documents are provided for information. Refer to Appendix A.

2.14.3 **CLARIFICATION:** The digital screen is to be single sided facing the road.

2.14.4 **CLARIFICATION:** Exact specification of screen to be determined to fill size of signage.

2.14.5 **CLARIFICATION:** there is no direct internet cabling to the sign. There is existing power conduit to the sign. Communication with the sign will be by line-of-sight WIFI.

3.0 Specifications (architectural)

3.1 Reference Specification Section 01 21 00 Cash Allowances

3.1.1 **CLARIFICATION–** In Section 01 21 00, 1.1.3, cash allowances are noted to cover door hardware and barrier-free door operators. Section 1.1.2.2 indicates that the cash allowances do not include installation costs. The supply of the ALL HARDWARE devices will be carried in the Cash allowance but the associated installation costs for these

ADDENDUM No. 1

Project:	BQWCHC – Trenton Health Hub	Project / File No:	250108
Project Address:	69 Catherine Street, Trenton	Date:	April 28, 2026
		Total No. of pages including attachments:	24

devices will need to be carried in the base bid. The quantities can be determined from the drawings.

3.2 Reference Specification Section 01 14 00 WORK RESTRICTIONS

3.2.1 **CLARIFICATION:** Refer to architectural specifications manual section 01 14 00 Work Restrictions paragraph 1.4 and 1.5 FOR THE PERMITTED hours of work. Additionally refer to Section 23 05 00 for mechanical scope.

3.3 Reference Specification Section 09 67 23 RESINOUS FLOORING

3.3.1 **DELETE** reference to Section 09 67 23

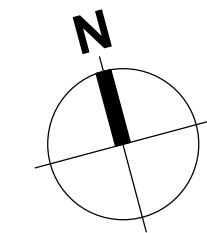
3.4 Reference Specification Section 10 28 00 WASHROOM ACCESSORIES

3.4.1 **REVISE:** Specification section 10 28 00

4.0 Mechanical – N/A

5.0 Electrical – N/A

End of Addendum

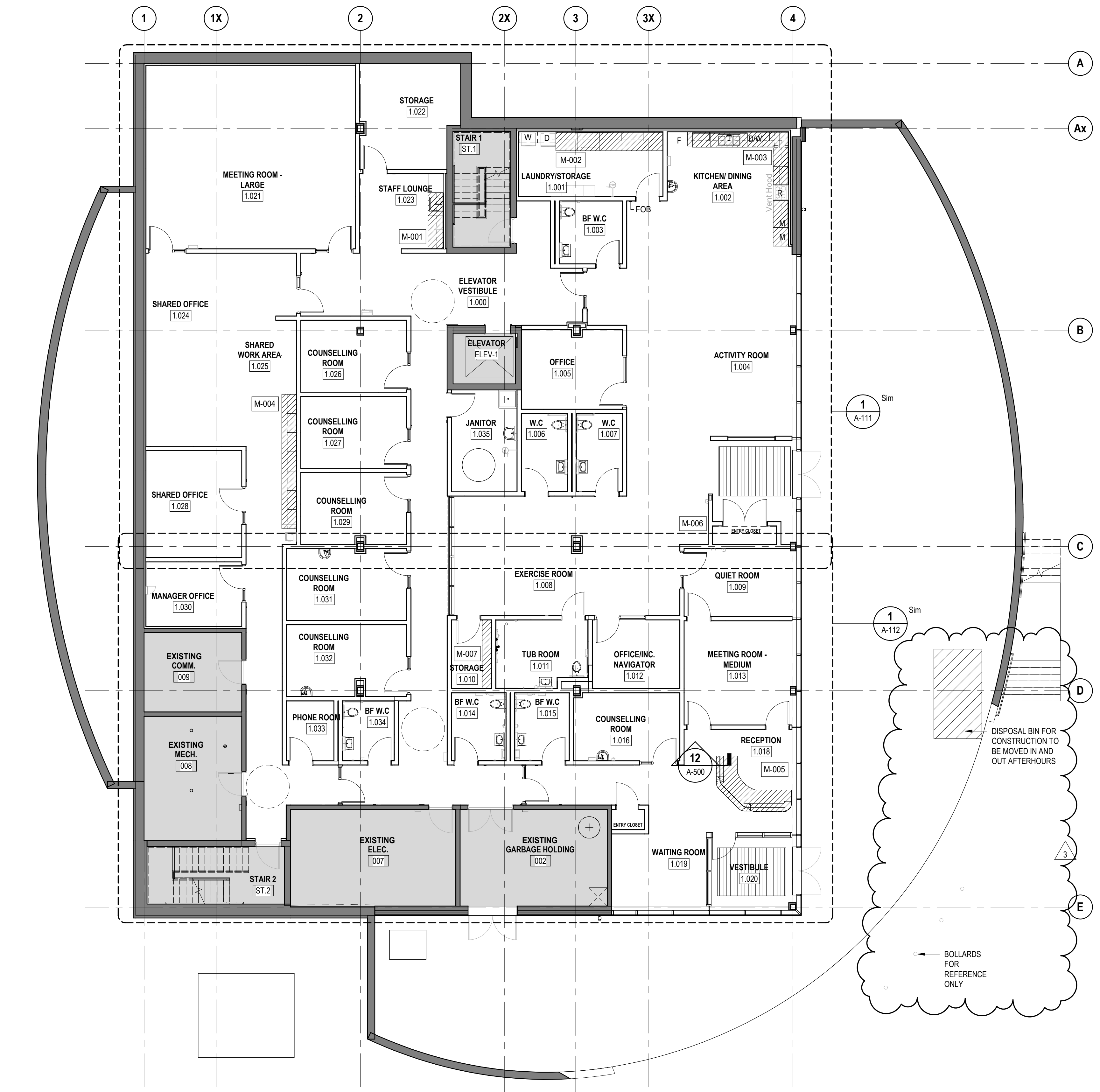


CONSTRUCTION PLAN LEGEND

- AREA OUTSIDE OF IMMEDIATE PROJECT AREA SHOWN IN GREY FOR GRAPHIC CLARITY OF CONTEXT ONLY. IT IS THE RESPONSIBILITY OF THE CONTRACTOR TO INCLUDE FOR THE ENTIRETY OF THE DEMOLITION AND NEW CONSTRUCTION SCOPE, AND ANY ANTICIPATED ADJACENT WORK TO ACHIEVE THE WORK AS DESCRIBED BY THE DRAWINGS.
- DENOTES EXISTING CONSTRUCTION TO REMAIN
- DENOTES NEW PARTITIONS
- NEW MILLWORK IN CONTRACT. REFER TO INTERIOR ELEVATIONS AND MILLWORK SECTIONS
- MILLWORK TAG
- DOOR TAG
- POWER DOOR OPERATOR CONTROLS

CONSTRUCTION PLAN GENERAL NOTES

1. ALL OVERALL CONSTRUCTION PLANS TO BE READ IN CONJUNCTION WITH ENLARGED PLANS.
2. DIMENSIONS UNLESS NOTED OTHERWISE ARE MEASURED IN ORDER OF IMPORTANCE TO:
 - GRID LINES
 - FACE OF CONCRETE
 - FACE (OR END) OF PARTITION.
3. CONTRACTOR SHALL PROTECT EXISTING FINISHES FROM DAMAGE DURING CONSTRUCTION. REPAIR ANY SURFACES AFFECTED BY DEMOLITION AND/OR CONSTRUCTION.
4. WHERE REQUIRED, PATCH GAPS TO FLOORS AND WALLS TO ACHIEVE SMOOTH FINISH.
5. CONTRACTOR TO CORE SLAB FOR IN-SLAB RECESSED FLOOR BOXES - REFER TO ELEC DRAWINGS FOR TYPE/QUANTITY. CONTRACTOR TO SCAN SLAB AS REQUIRED AND CONFIRM FINAL LOCATIONS FOR EACH FLOOR BOX WITH CONSULTANT FOR COORDINATION WITH FURNITURE PLACEMENT.
6. CONTRACTOR SHALL PROVIDE PARTITION CHALK LINE LAYOUT ON SLAB FOR REVIEW AND APPROVAL BY CONSULTANT PRIOR TO PROCEEDING WITH INSTALLATION OF TRACK AND STUDS.
7. DIMENSIONS ARE TO FACE OF ALL INTERIOR WALLS. DIMENSIONS ARE TO FACE OF EXTERIOR SHEATHING OR FOUNDATION WALL FOR ALL EXTERIOR WALLS UNLESS NOTED OTHERWISE.
8. SOUND ATTENUATION BLANKETS SHALL BE INSTALLED CONTINUOUSLY BEHIND ALL POWER, VOICE AND DATA OUTLETS AND OTHER DEVICES RECESSED INTO PARTITIONS.
9. COORDINATE ALL BASE TYPES WITH PARTITION CONSTRUCTION. REFER TO FLOOR FINISH PLANS.
10. ALL PARTITIONS SCHEDULED TO RECEIVE RESILIENT BASE ARE TO BE COMPLETELY FINISHED SMOOTH TO THE SLAB.
11. UNLESS OTHERWISE NOTED, DOOR LOCATIONS SHALL BE 150mm FROM FACE OF WALL TO OUTSIDE OF DOOR FRAME AND NOT LESS THAN 100mm.
12. CONTRACTOR SHALL REFER TO FLOOR FINISHES PLAN AND FINISHES SPECIFICATION SCHEDULE FOR ALL BASE TYPES AND HEIGHTS.
13. WHERE FIRE SEPARATIONS OCCUR, EXTEND PARTITIONS TO UNDERSIDE OF SLAB. PACK ANY OPENING BETWEEN STRUCTURE OR ROOF AND PARTITIONS WITH FIRE STOPPING MATERIAL. PACK AROUND PENETRATIONS THROUGH FIRE SEPARATIONS WITH FIRE STOPPING MATERIAL. REFER TO DETAILS ON A-003.
14. AT RECESSED PANELS AND EQUIPMENT IN FIRE SEPARATIONS, MAINTAIN THE CONTINUITY OF THE REQUIRED FIRE SEPARATIONS BEHIND THE EQUIPMENT.
15. PROVIDE 400mm HIGH 26 GA. SHEET METAL BLOCKING OR 16mm PLYWOOD SHEATHING BLOCKING AT ALL LOCATIONS WHERE EQUIPMENT TO BE INSTALLED. BLOCKING HEIGHT TO SUIT EQUIPMENT.
16. WHERE PARTITIONS OF VARYING THICKNESS ALIGN, STEP THE FLOOR AND CEILING TRACKS, AS REQUIRED, TO ENSURE A FLUSH FINISHED CONDITION ON THE EXPOSED FACE.
17. REFER TO MILLWORK REFERENCE PLAN FOR MILLWORK DETAILS.
18. FOR FIRE EXTINGUISHER CABINETS REFER TO MECHANICAL DRAWINGS.
19. FURRING WALLS AROUND COLUMNS AND PIPES TO BE BUILT AS TIGHT AS POSSIBLE. REFER TO DETAILS.



1 OVERALL GROUND FLOOR PLAN
A-110 SCALE: 1:100

REV	DATE	DESCRIPTION	BY	CHKD	APP'D
3	2026-04-07	ISSUED FOR TENDER			
2	2025-06-20	ISSUED FOR PERMIT APPLICATION			
1	2024-11-20	MOHCTC DESIGN DEVELOPMENT SUBMISSION			
REV	YYYY-MM-DD	REVISION / DRAWING ISSUE			REVIEW

CONSULTANT

PERMIT STAMP



THIS DRAWING, AS AN INSTRUMENT OF SERVICE, IS THE PROPERTY OF KASIAN ARCHITECTURE ONTARIO INCORPORATED. THE COPYRIGHT IN THE SAME BEING RESERVED TO THEM. NO REPRODUCTION IS ALLOWED WITHOUT THE PERMISSION OF KASIAN ARCHITECTURE ONTARIO INCORPORATED AND WHEN MADE MUST BEAR ITS NAME.
THIS DRAWING IS NOT TO BE SCALED. THE CONTRACTOR IS TO VERIFY DIMENSIONS AND DATA NOTED HEREIN WITH THE CONDITIONS ON SITE AND IS RESPONSIBLE FOR REPORTING ANY DISCREPANCY TO KASIAN ARCHITECTURE ONTARIO INCORPORATED FOR ADJUSTMENT.

PROJECT
BQWCHC TRENTON HUB
Trenton, Ontario, Canada

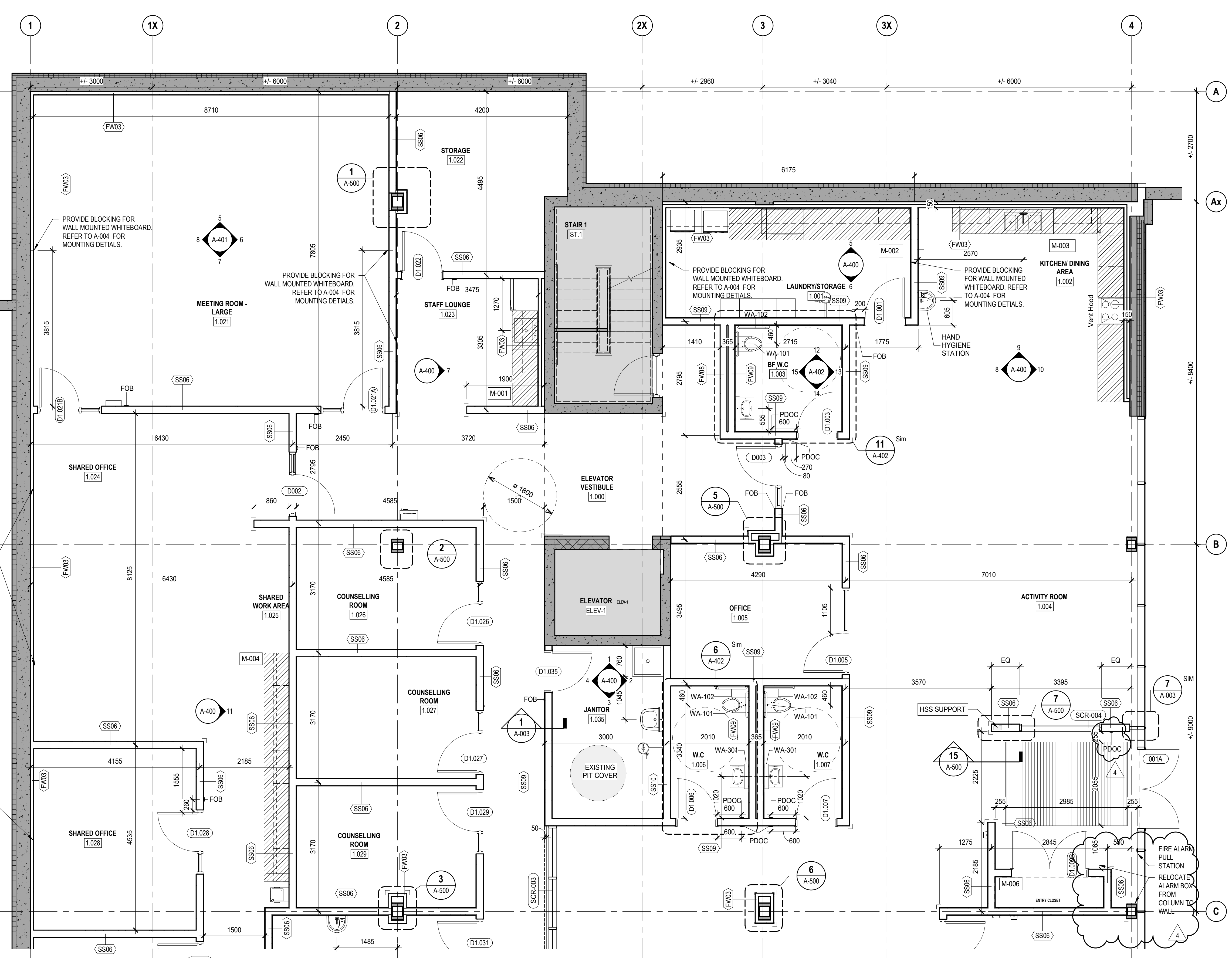
DRAWING TITLE
GROUND FLOOR PLAN

DRAWING ISSUE
ISSUED FOR TENDER

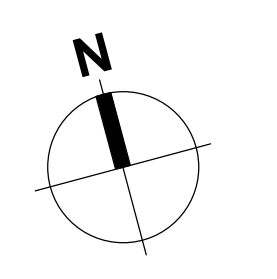
PROJECT NO. 250108	PLOT DATE 2025-08-13	DRAWN GB
	SCALE As indicated	REVIEWED JP
DRAWING NO. A-110		REVISION 3

CONSTRUCTION PLAN LEGEND

- AREA OUTSIDE OF IMMEDIATE PROJECT AREA SHOWN IN GREY FOR GRAPHIC CLARITY OF CONTEXT ONLY. IT IS THE RESPONSIBILITY OF THE CONTRACTOR TO INCLUDE FOR THE ENTIRETY OF THE DEMOLITION AND NEW CONSTRUCTION SCOPE, AND ANY ANTICIPATED ADJACENT WORK TO ACHIEVE THE WORK AS DESCRIBED BY THE DRAWINGS.
- DENOTES EXISTING CONSTRUCTION TO REMAIN
- DENOTES NEW PARTITIONS
- NEW MILLWORK IN CONTRACT, REFER TO INTERIOR ELEVATIONS AND MILLWORK SECTIONS
- MILLWORK TAG
- DOOR TAG
- PDOC POWER DOOR OPERATOR CONTROLS



1 GROUND FLOOR PLAN - NORTH
SCALE: 1:50



4	2026-04-21	ISSUED FOR ADDENDUM 1
3	2026-04-07	ISSUED FOR TENDER
2	2025-06-20	ISSUED FOR PERMIT APPLICATION
1	2024-11-28	MOHCTC DESIGN DEVELOPMENT SUBMISSION
REV	YYYY-MM-DD	REVISION / DRAWING ISSUE

CONSULTANT

PERMIT STAMP

SEAL



THIS DRAWING, AS AN INSTRUMENT OF SERVICE, IS THE PROPERTY OF KASIAN ARCHITECTURE ONTARIO INCORPORATED. THE COPYRIGHT IN THE SAME BEING RESERVED TO THEM. NO REPRODUCTION IS ALLOWED WITHOUT THE PERMISSION OF KASIAN ARCHITECTURE ONTARIO INCORPORATED AND WHEN MADE MUST BEAR ITS NAME.
THIS DRAWING IS NOT TO BE SCALED. THE CONTRACTOR IS TO VERIFY DIMENSIONS AND DATA NOTED HEREIN WITH THE CONDITIONS ON SITE AND IS RESPONSIBLE FOR REPORTING ANY DISCREPANCY TO KASIAN ARCHITECTURE ONTARIO INCORPORATED FOR ADJUSTMENT.

PROJECT

BQWCHC TRENTON HUB

Trenton, Ontario, Canada

DRAWING TITLE

GROUND LEVEL - NORTH

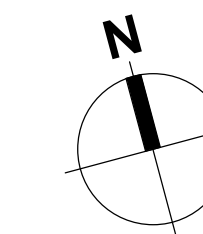
DRAWING ISSUE

ISSUED FOR ADDENDUM 1

PROJECT NO.	PLOT DATE	2025-08-13	DRAWN	GB
250108	SCALE	As indicated	REVIEWED	MP
DRAWING NO.				REVISION

A-111

4



CONSTRUCTION PLAN LEGEND

AREA OUTSIDE OF IMMEDIATE PROJECT AREA SHOWN IN GREY FOR GRAPHIC CLARITY OF CONTEXT ONLY. IT IS THE RESPONSIBILITY OF THE CONTRACTOR TO INCLUDE FOR THE ENTIRETY OF THE DEMOLITION AND NEW CONSTRUCTION SCOPE, AND ANY ANTICIPATED ADJACENT WORK TO ACHIEVE THE WORK AS DESCRIBED BY THE DRAWINGS.

DENOTES EXISTING CONSTRUCTION TO REMAIN

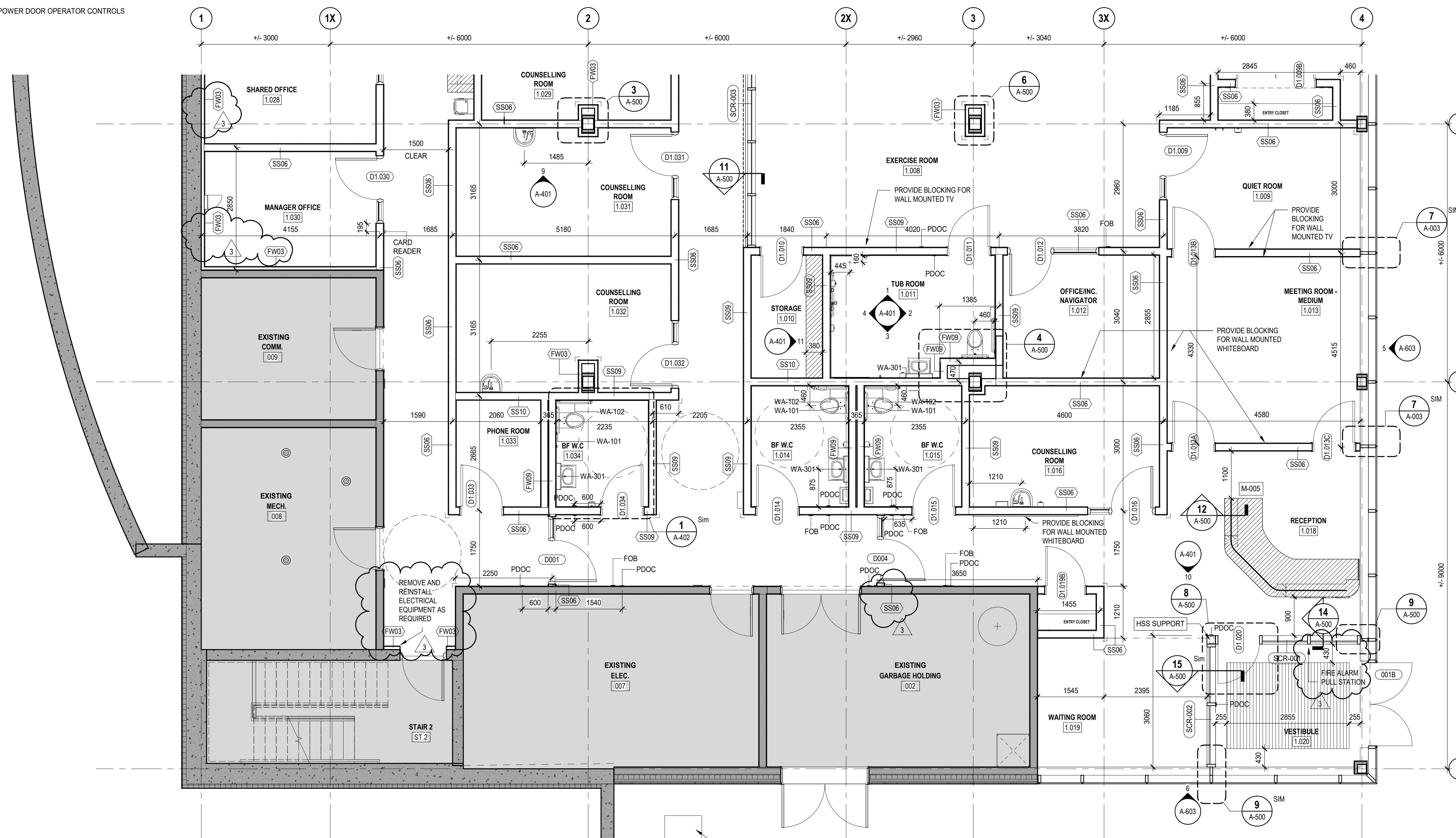
DENOTES NEW PARTITIONS

NEW MILLWORK IN CONTRACT. REFER TO INTERIOR ELEVATIONS AND MILLWORK SECTIONS

MILLWORK TAG

DOOR TAG

POWER DOOR OPERATOR CONTROLS



1 GROUND FLOOR PLAN - SOUTH
A-112 SCALE: 1:50

3	2026-04-07	ISSUED FOR TENDER	
2	2025-06-20	ISSUED FOR PERMIT APPLICATION	
1	2024-11-20	MOHCTC DESIGN DEVELOPMENT SUBMISSION	
REV	YYYY-MM-DD	REVISION / DRAWING ISSUE	REVIEW

CONSULTANT

PERMIT STAMP

SEAL



THIS DRAWING, AS AN INSTRUMENT OF SERVICE, IS THE PROPERTY OF KASIAN ARCHITECTURE ONTARIO INCORPORATED. THE COPYRIGHT IN THE SAME BEING RESERVED TO THEM. NO REPRODUCTION IS ALLOWED WITHOUT THE PERMISSION OF KASIAN ARCHITECTURE ONTARIO INCORPORATED AND WHEN MADE MUST BEAR ITS NAME.
THIS DRAWING IS NOT TO BE SCALED. THE CONTRACTOR IS TO VERIFY DIMENSIONS AND DATA NOTED HEREIN WITH THE CONDITIONS ON SITE AND IS RESPONSIBLE FOR REPORTING ANY DISCREPANCY TO KASIAN ARCHITECTURE ONTARIO INCORPORATED FOR ADJUSTMENT.

PROJECT

BQWCHC TRENTON HUB

Trenton, Ontario, Canada

DRAWING TITLE

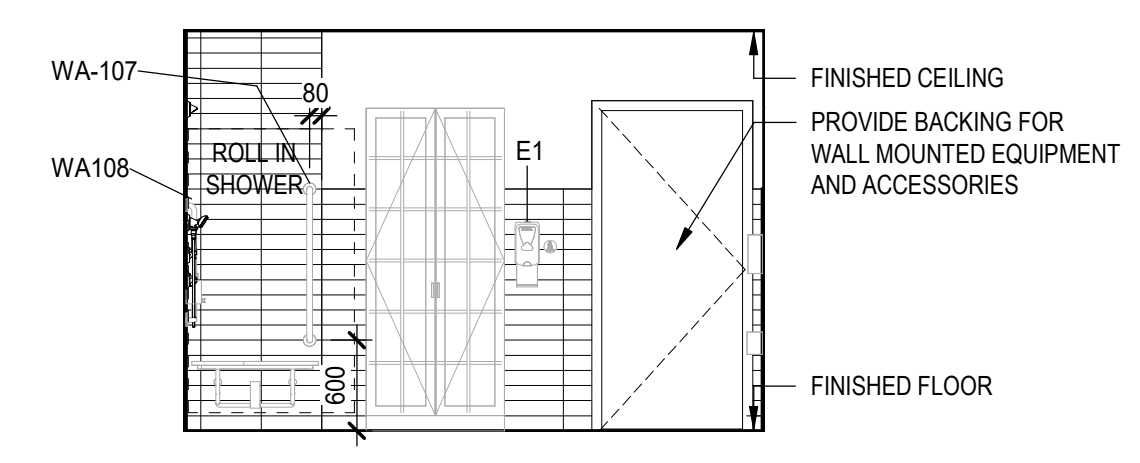
GROUND LEVEL PLAN - SOUTH

DRAWING ISSUE

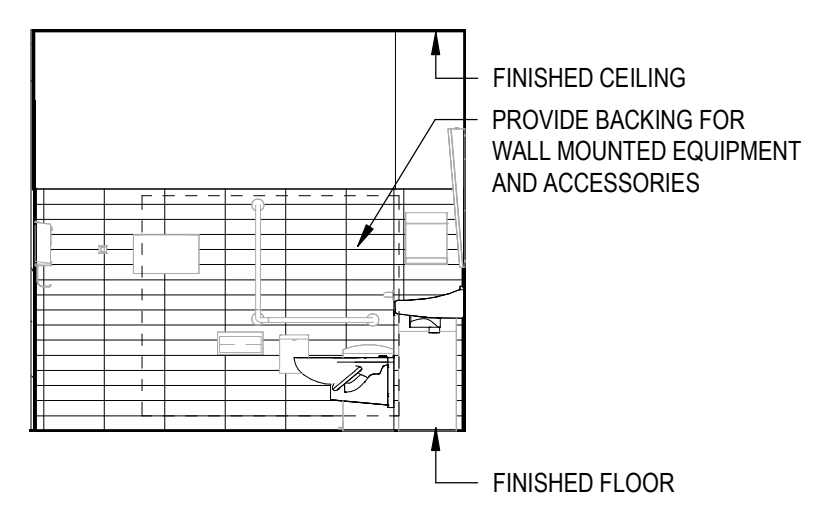
ISSUED FOR TENDER

PROJECT NO.	PLOT DATE	2025-08-13	DRAWN	GB
250108	SCALE	As indicated	REVIEWED	MP

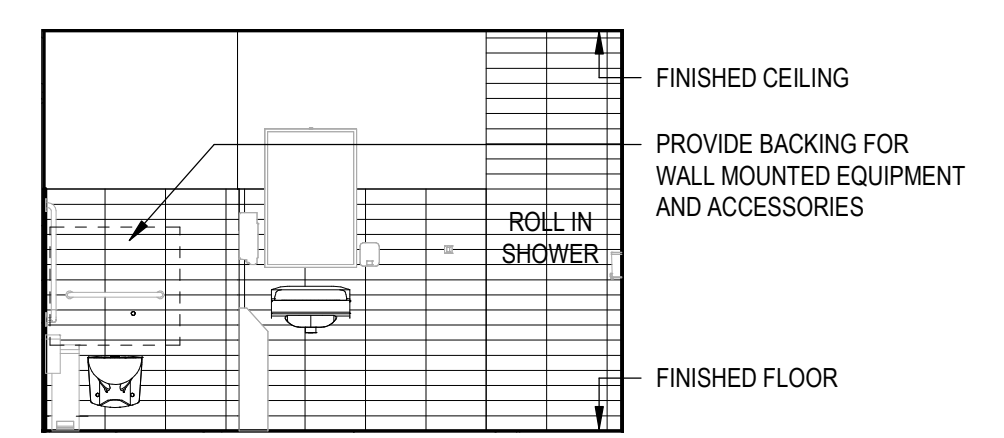
DRAWING NO.	A-112	REVISION	3
-------------	--------------	----------	----------



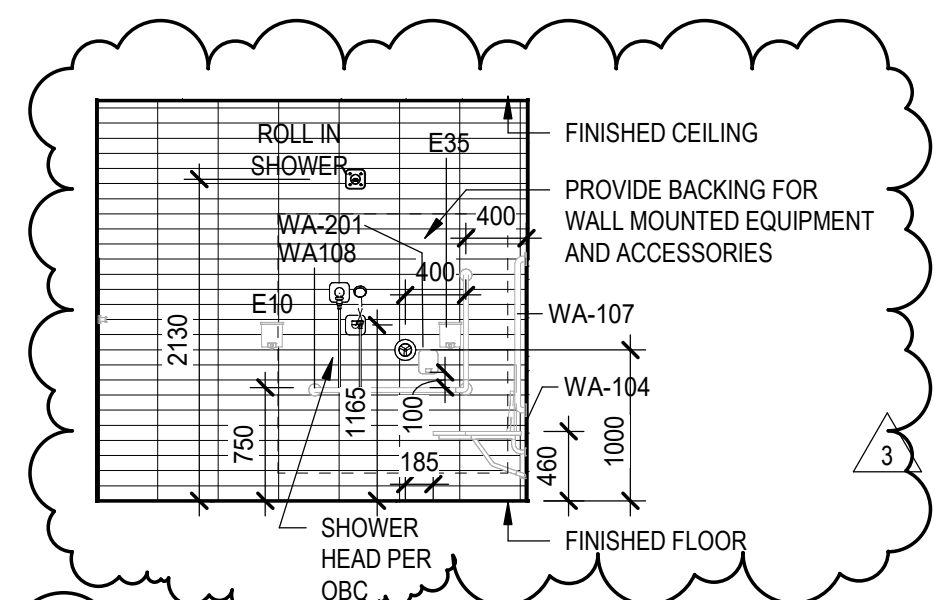
1 TUB ROOM NORTH ELEVATION
A-401 SCALE: 1:50



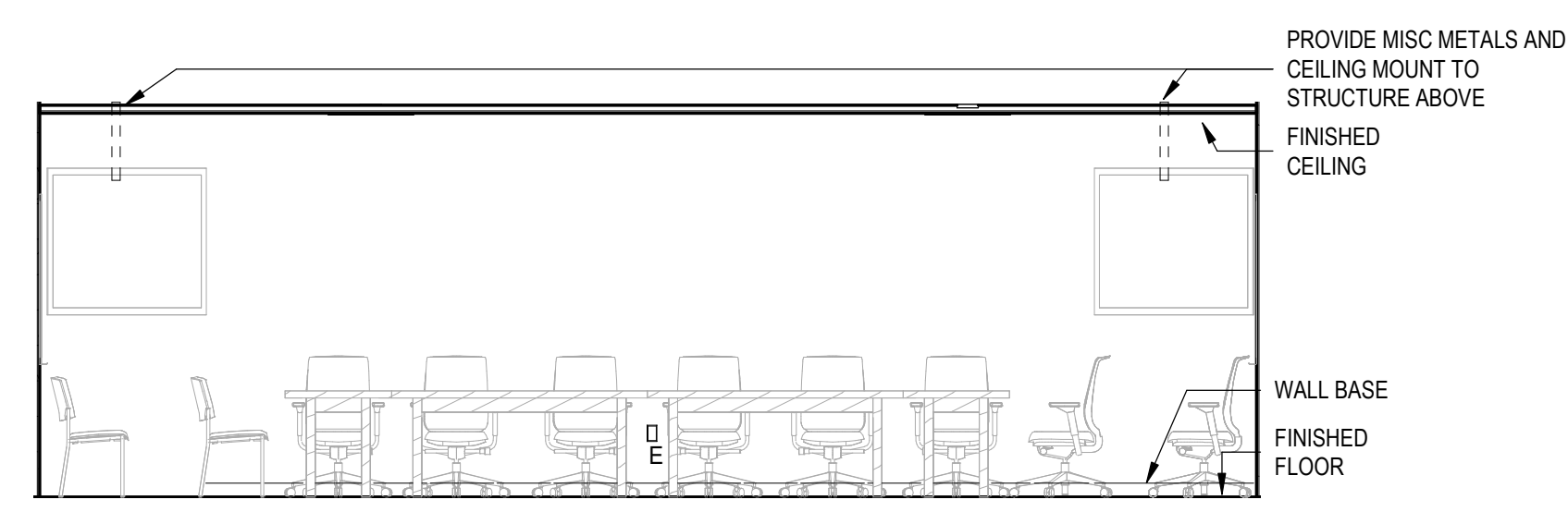
2 TUB ROOM EAST ELEVATION
A-401 SCALE: 1:50



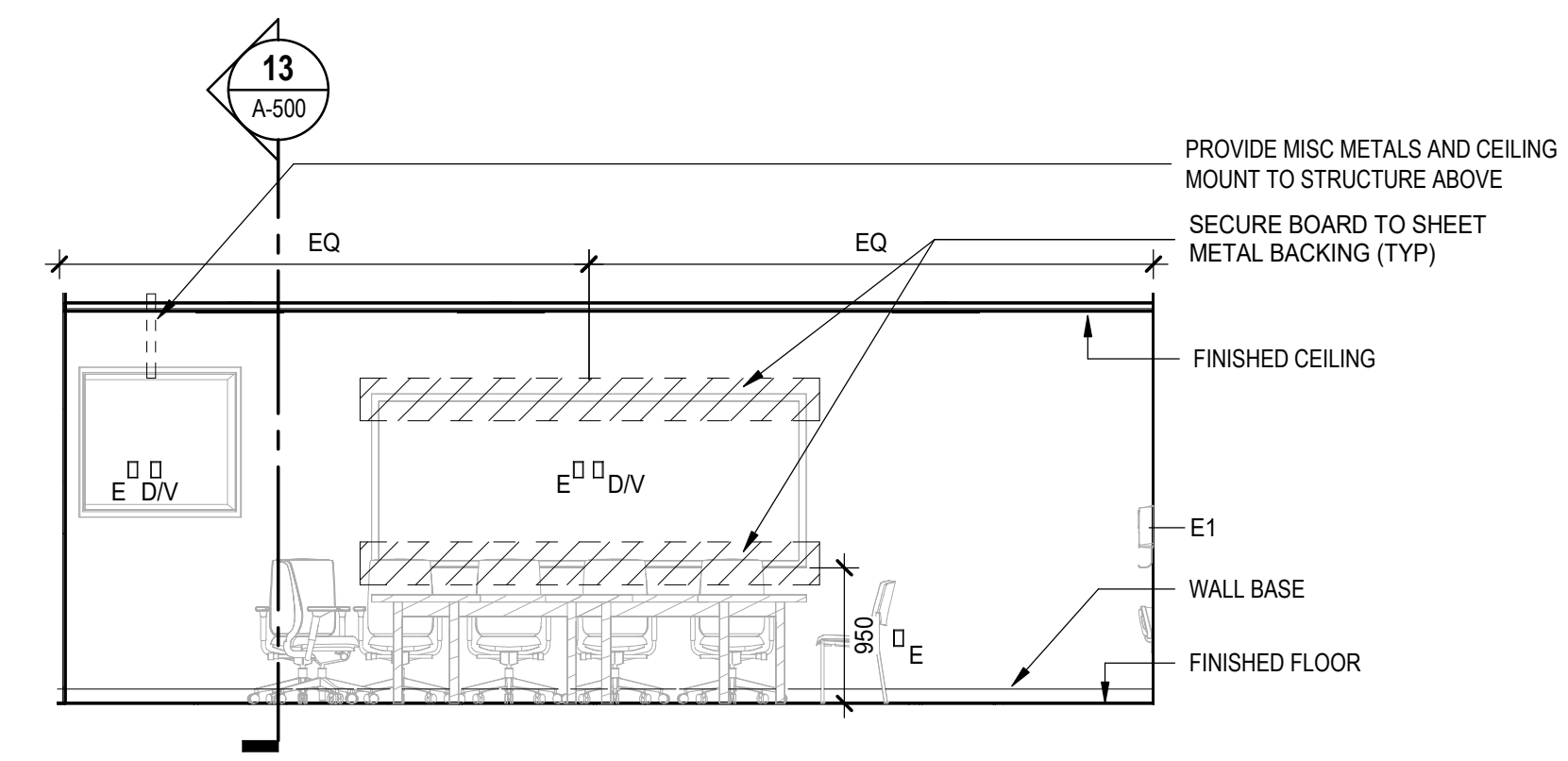
3 TUB ROOM SOUTH ELEVATION
A-401 SCALE: 1:50



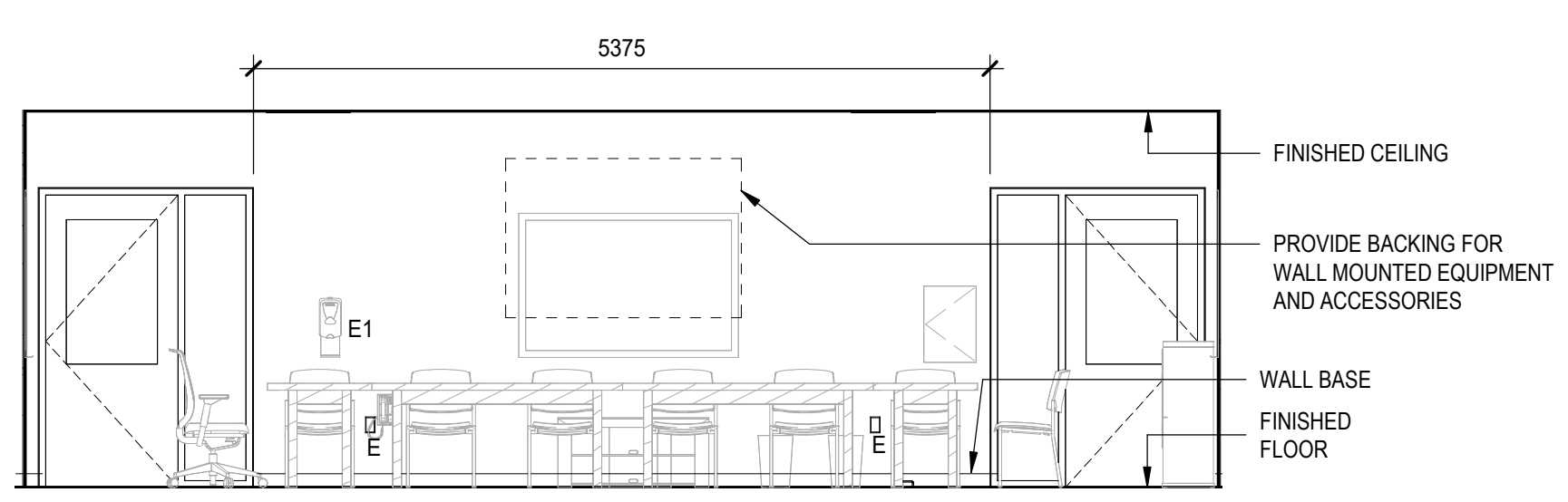
4 TUB ROOM WEST ELEVATION
A-401 SCALE: 1:50



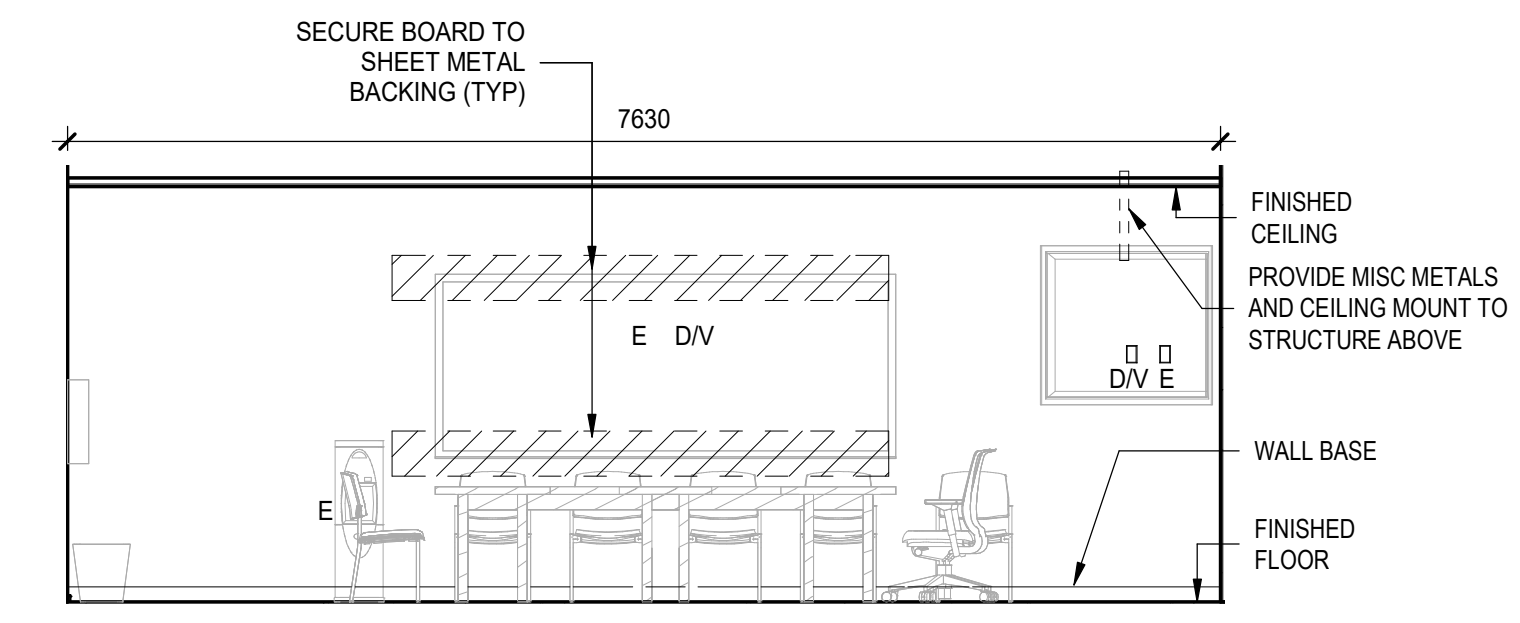
5 LARGE MEETING ROOM NORTH ELEVATION
A-401 SCALE: 1:50



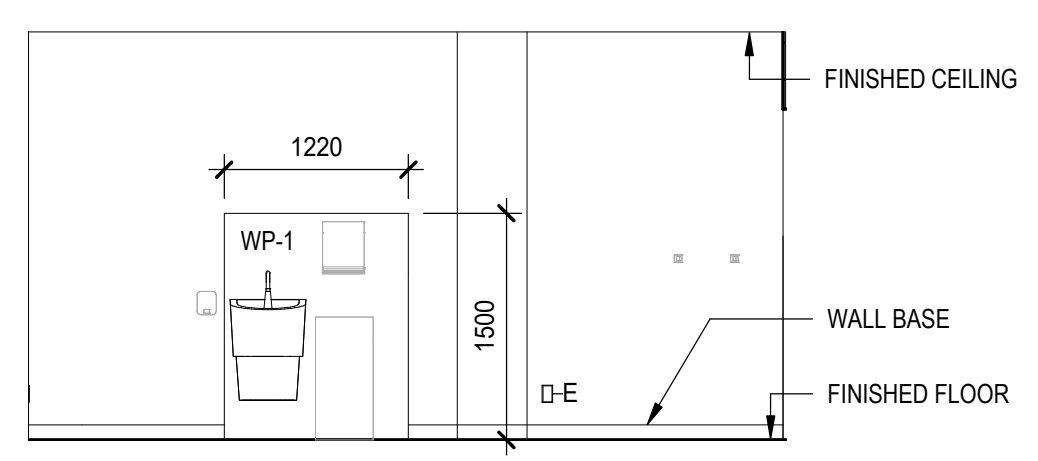
6 LARGE MEETING ROOM EAST ELEVATION
A-401 SCALE: 1:50



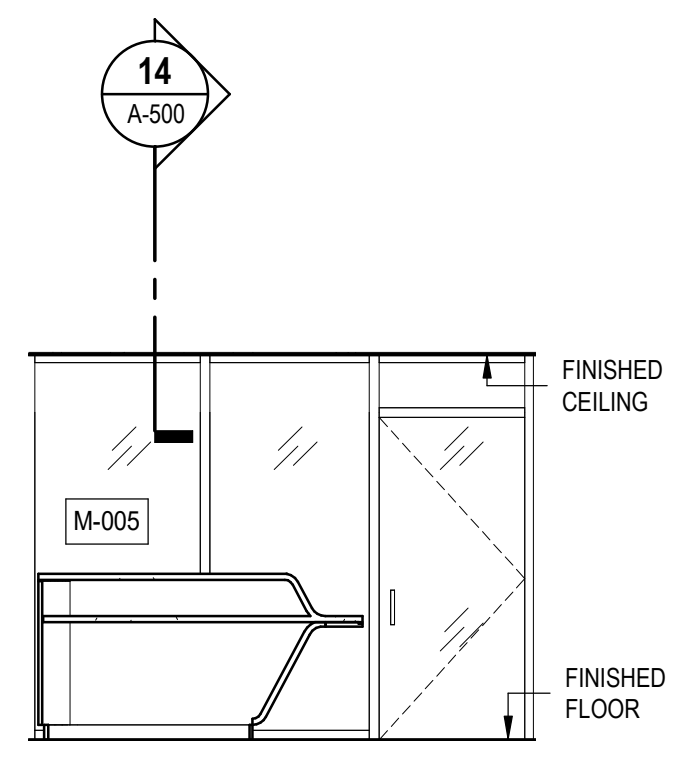
7 LARGE MEETING ROOM SOUTH ELEVATION
A-401 SCALE: 1:50



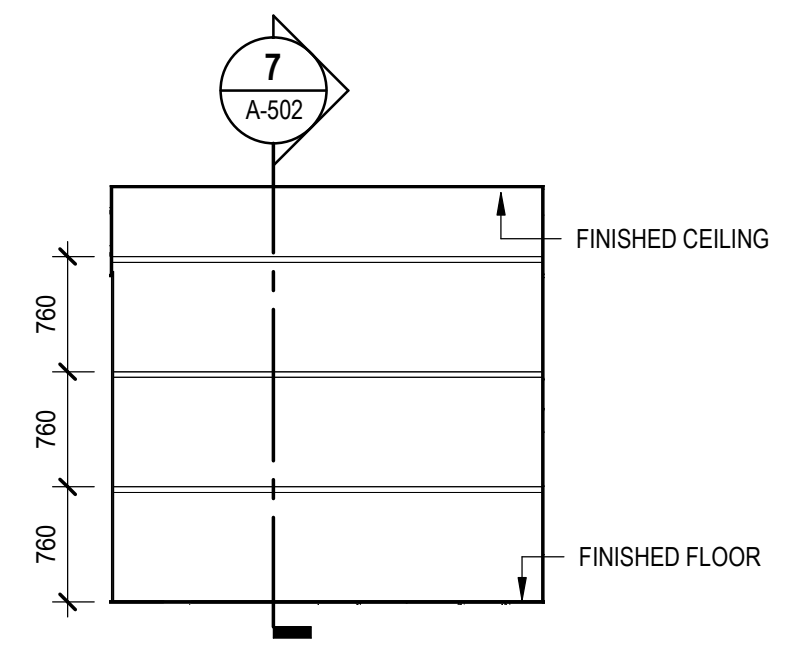
8 LARGE MEETING ROOM WEST ELEVATION
A-401 SCALE: 1:50



9 TYPICAL COUNSELLING ROOM SINK
A-401 SCALE: 1:50



10 RECEPTION AREA SOUTH ELEVATION
A-401 SCALE: 1:50



11 STORAGE ROOM 1.010 MILLWORK SHELVES
A-401 SCALE: 1:50

3	2026-04-07	ISSUED FOR TENDER	
2	2025-06-20	ISSUED FOR PERMIT APPLICATION	
1	2024-11-20	MOHCTC DESIGN DEVELOPMENT SUBMISSION	
REV	YYYY-MM-DD	REVISION / DRAWING ISSUE	REVIEW

CONSULTANT

PERMIT STAMP



THIS DRAWING, AS AN INSTRUMENT OF SERVICE, IS THE PROPERTY OF KASIAN ARCHITECTURE ONTARIO INCORPORATED. THE COPYRIGHT IN THE SAME BEING RESERVED TO THEM. NO REPRODUCTION IS ALLOWED WITHOUT THE PERMISSION OF KASIAN ARCHITECTURE ONTARIO INCORPORATED AND WHEN MADE MUST BEAR ITS NAME.
THIS DRAWING IS NOT TO BE SCALED. THE CONTRACTOR IS TO VERIFY DIMENSIONS AND DATA NOTED HEREIN WITH THE CONDITIONS ON SITE AND IS RESPONSIBLE FOR REPORTING ANY DISCREPANCY TO KASIAN ARCHITECTURE ONTARIO INCORPORATED FOR ADJUSTMENT.

PROJECT

BQWCHC TRENTON HUB

Trenton, Ontario, Canada

DRAWING TITLE

INTERIOR ELEVATIONS

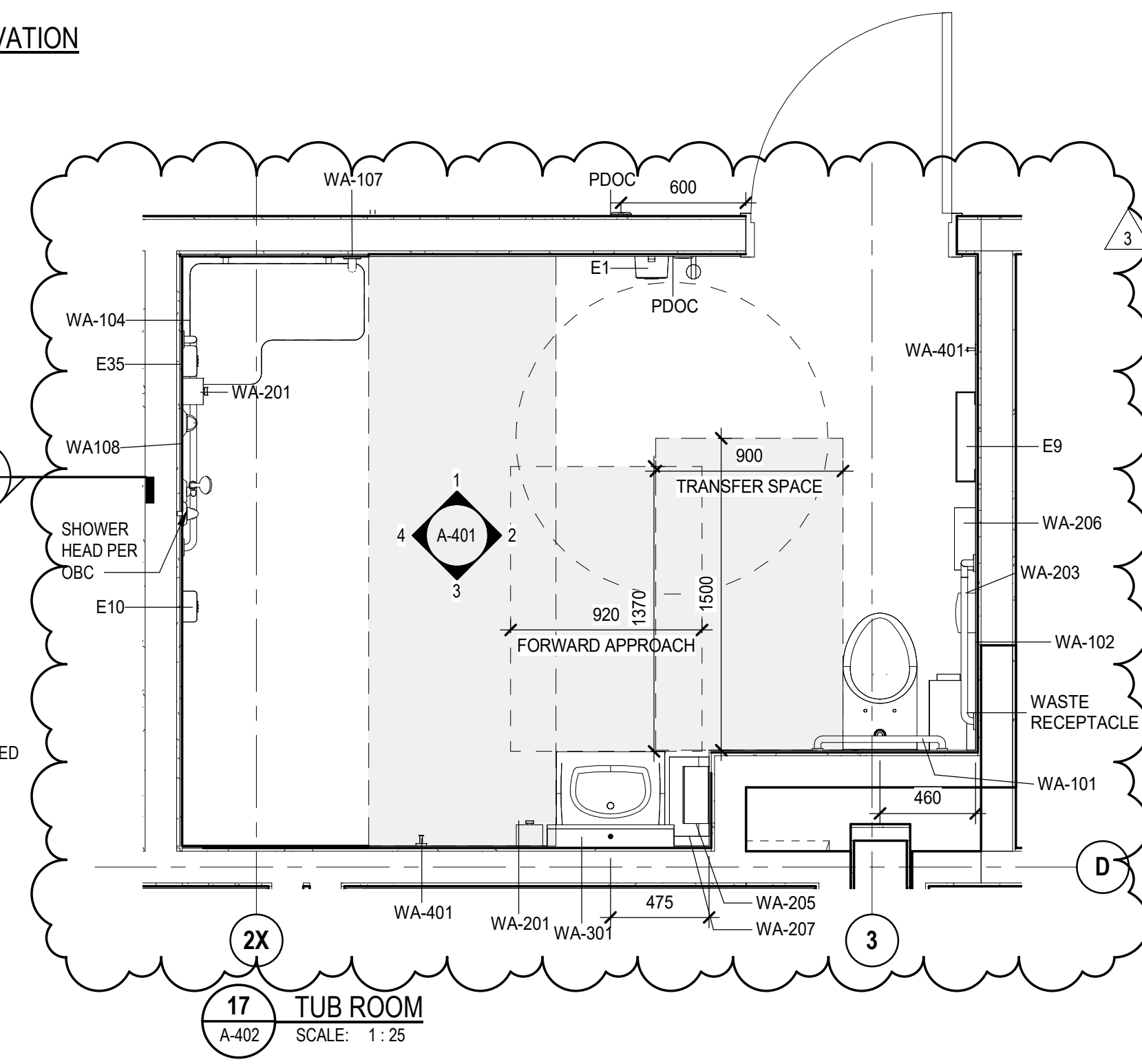
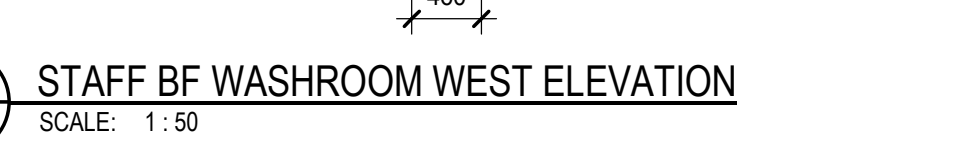
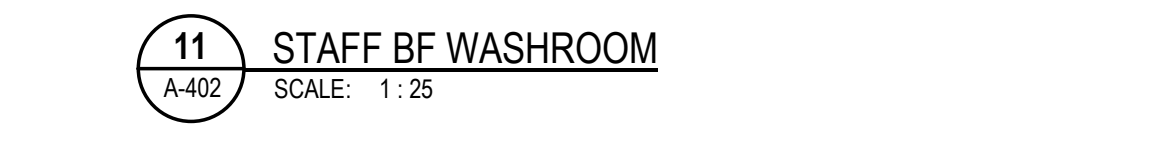
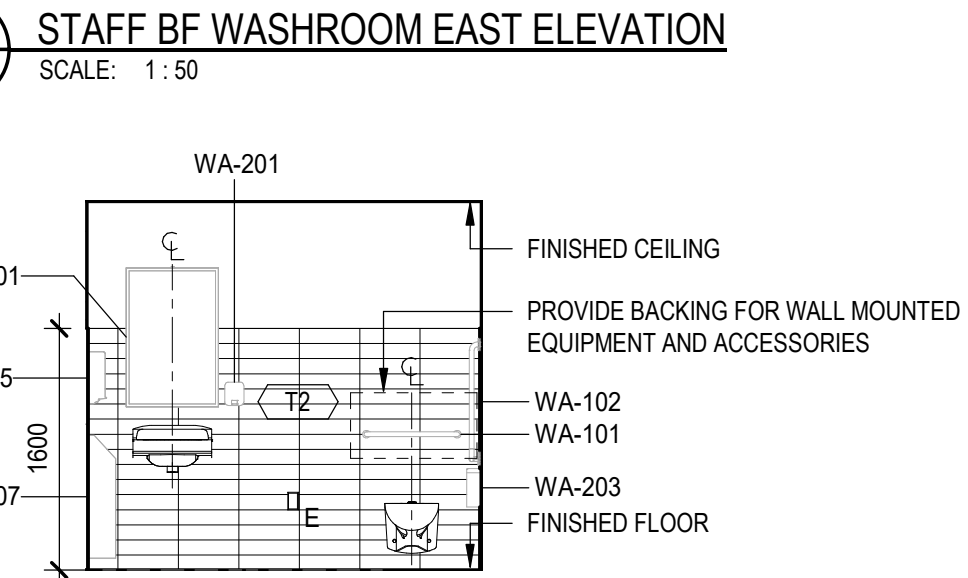
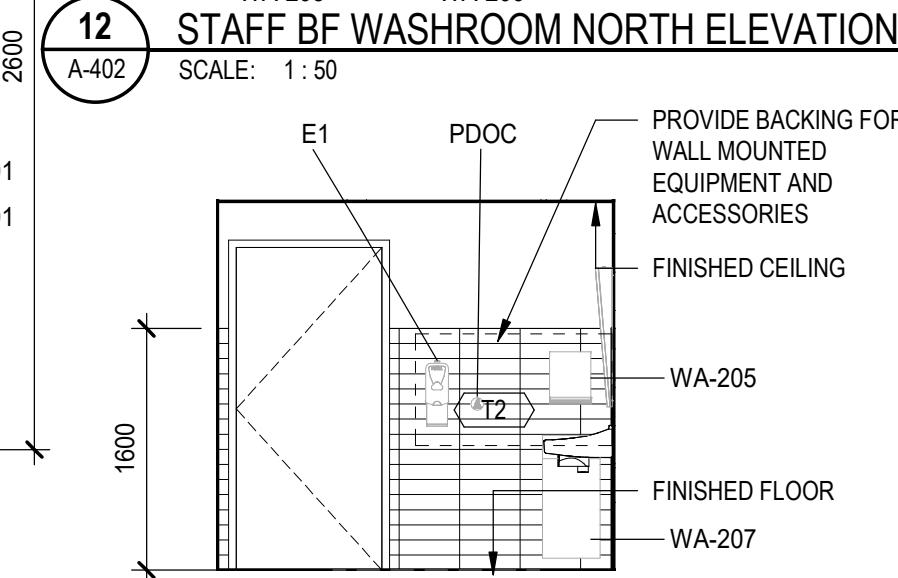
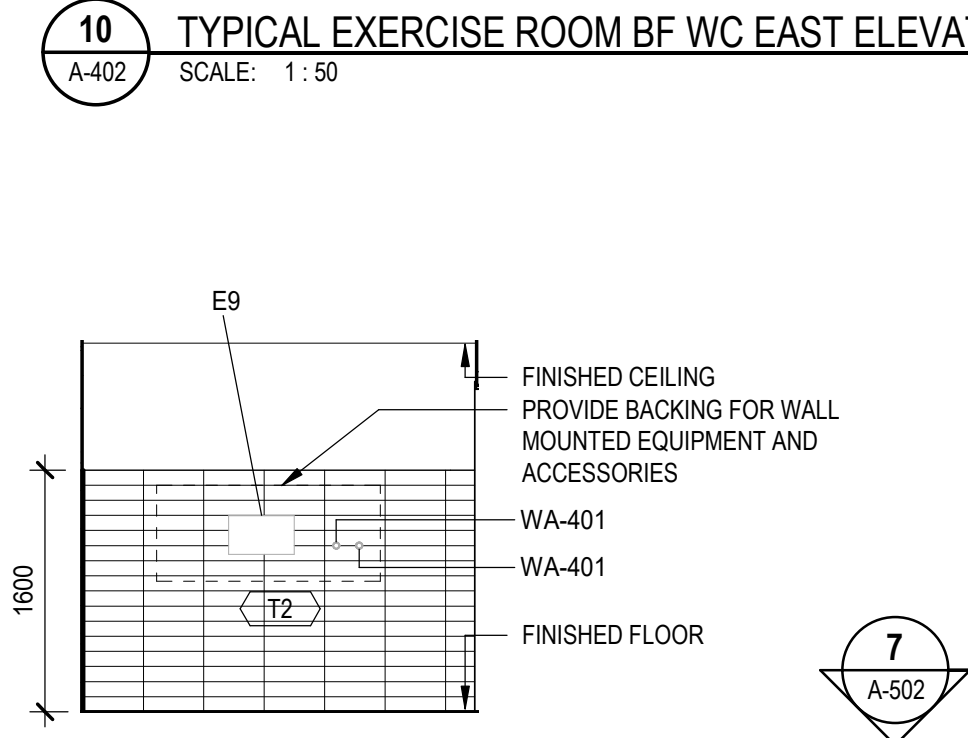
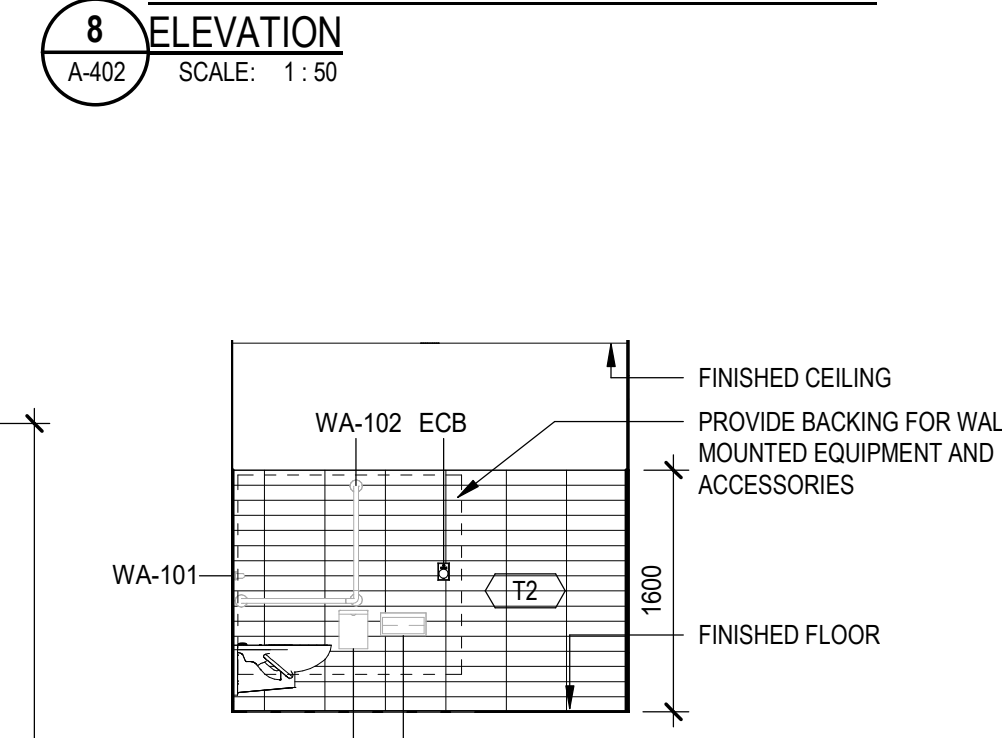
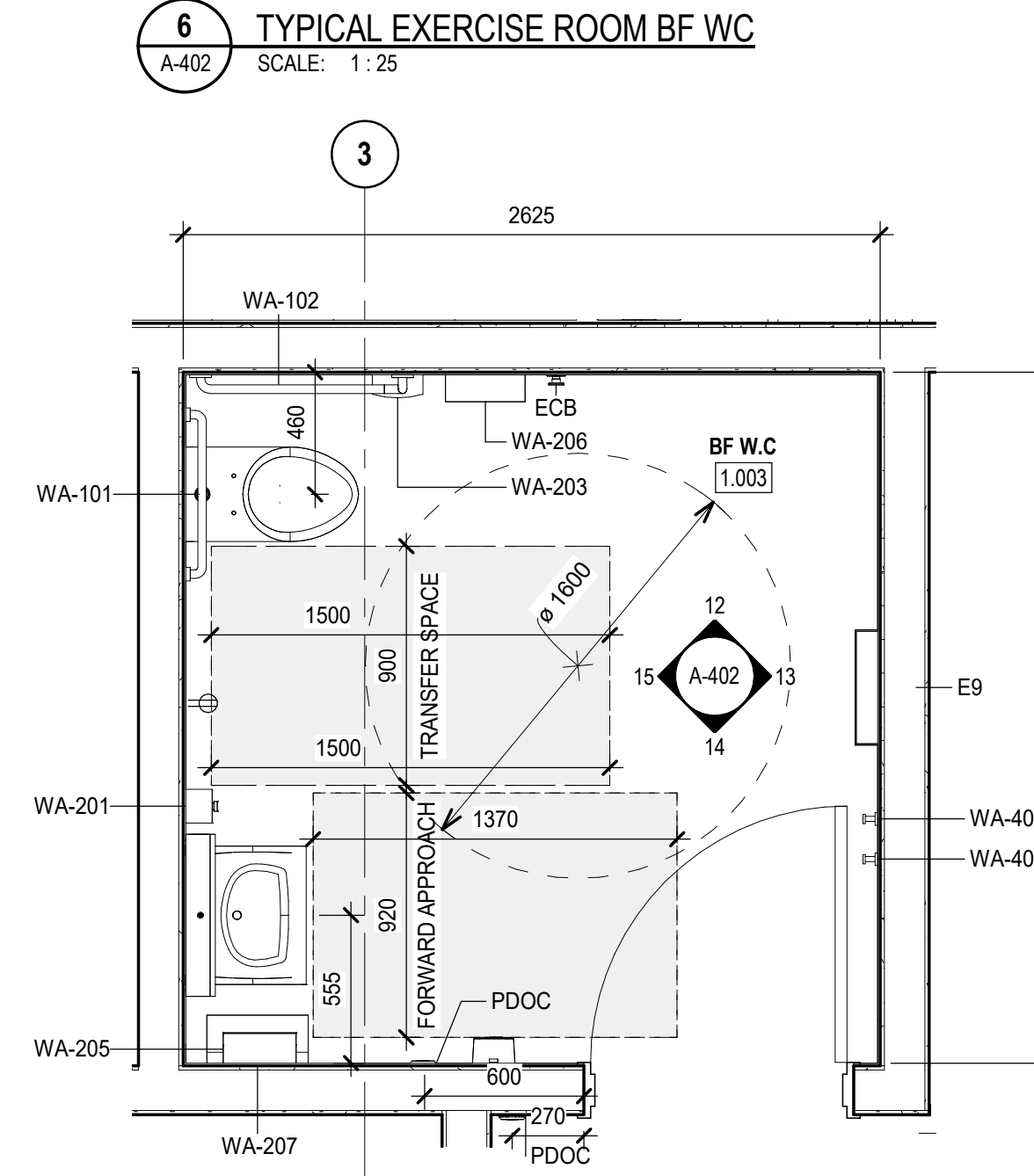
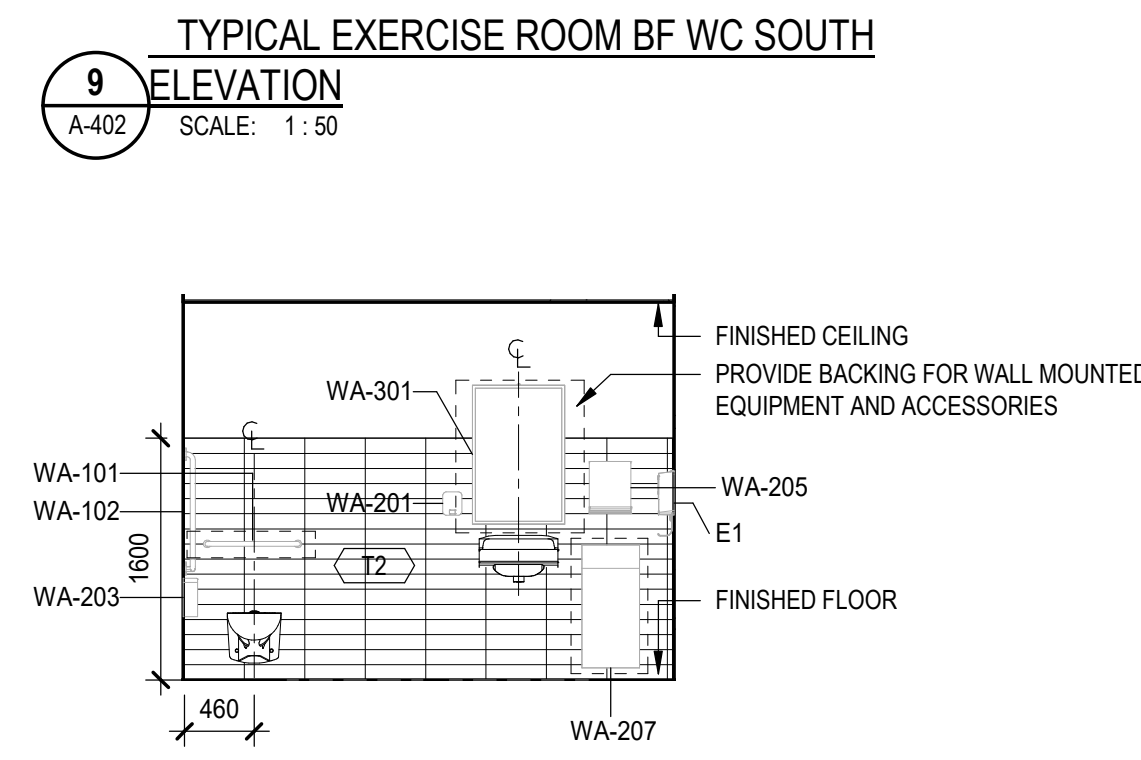
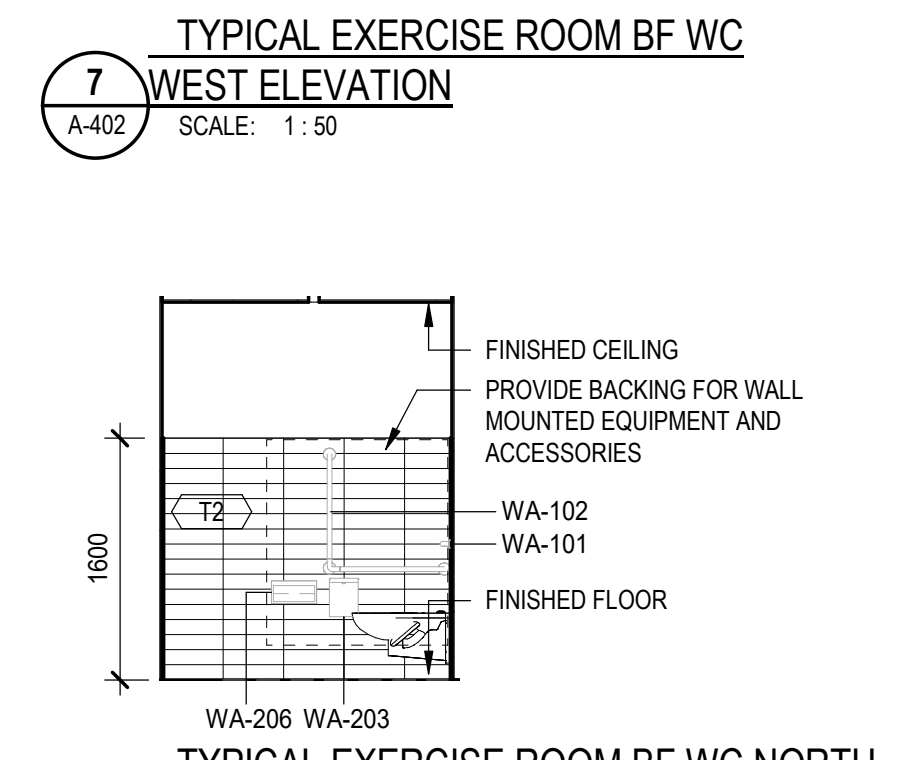
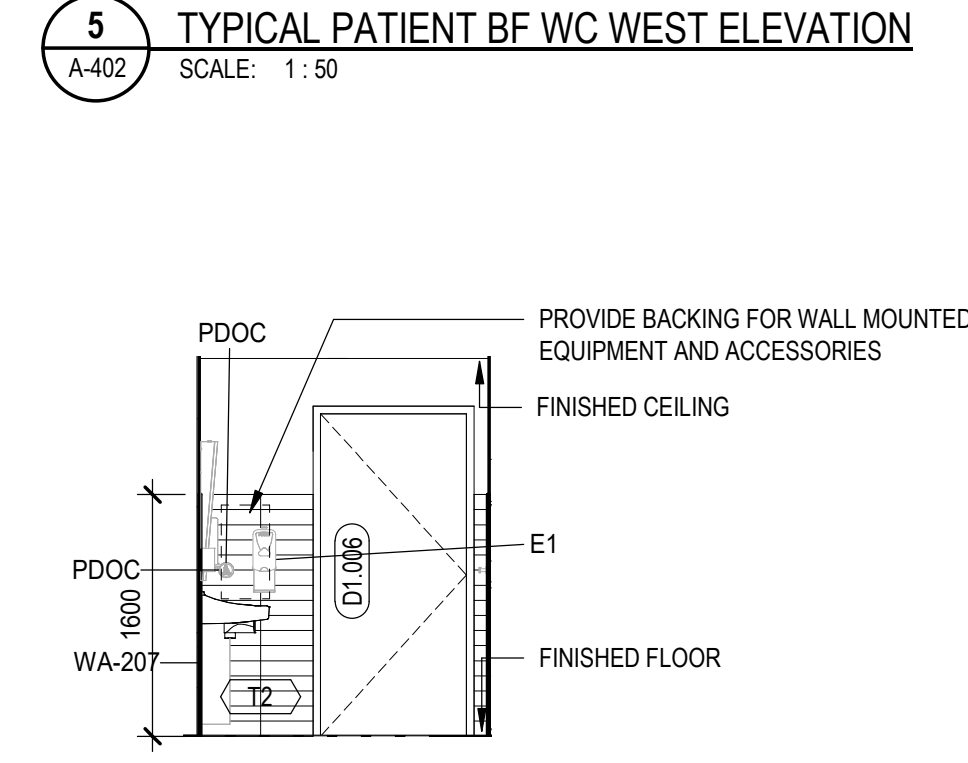
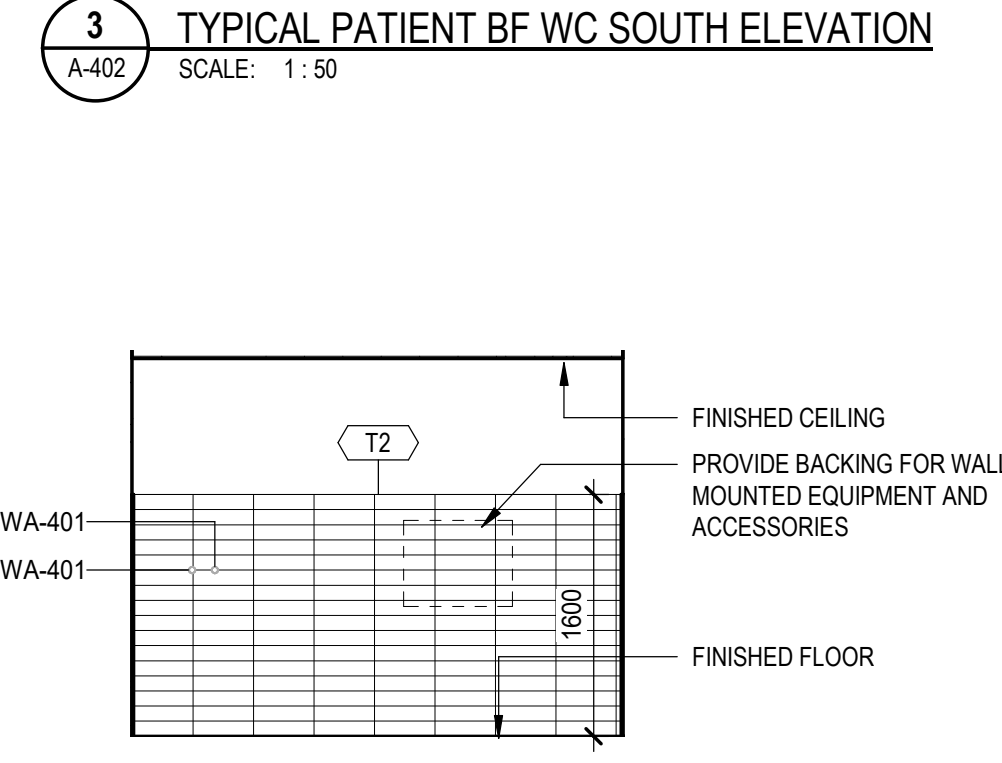
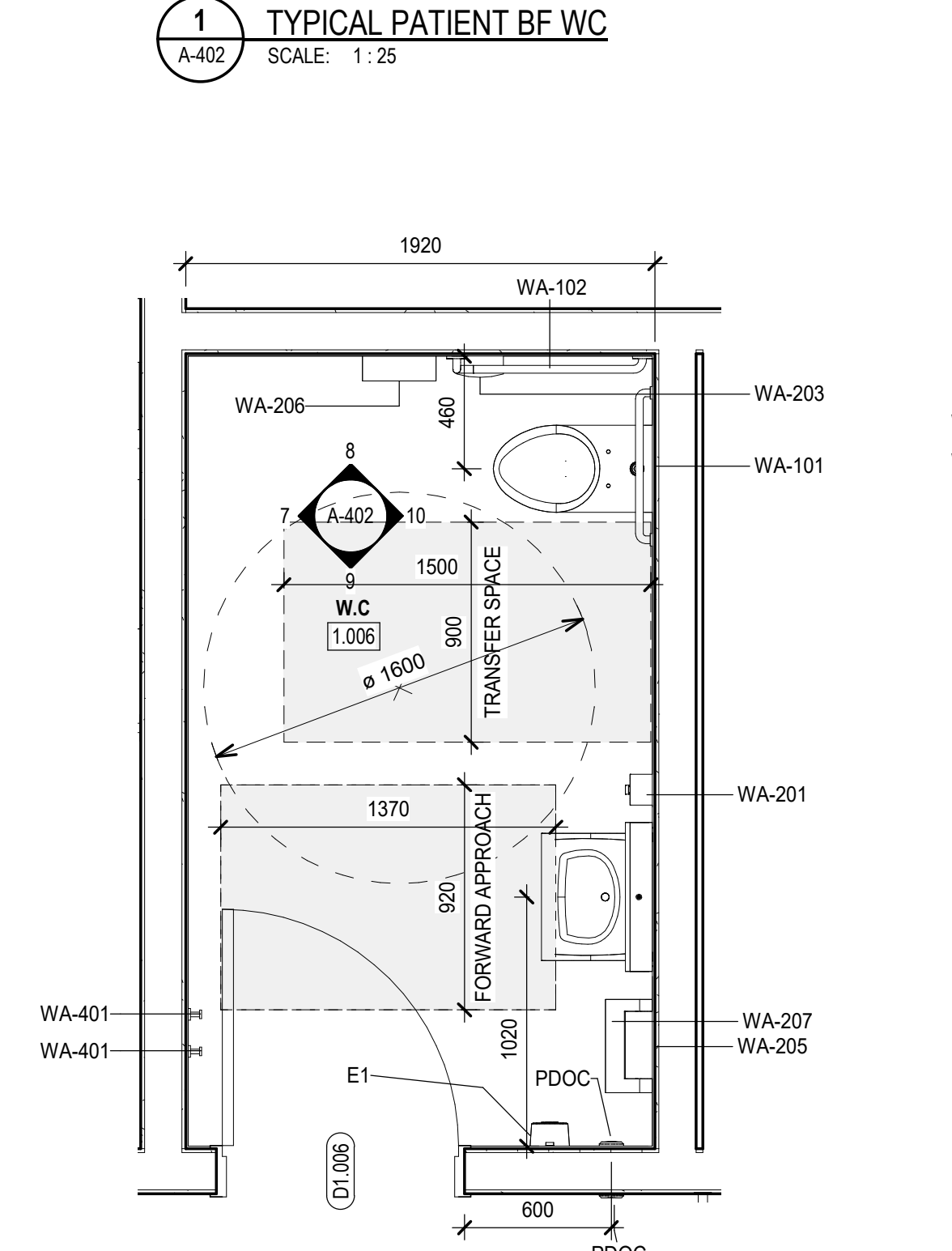
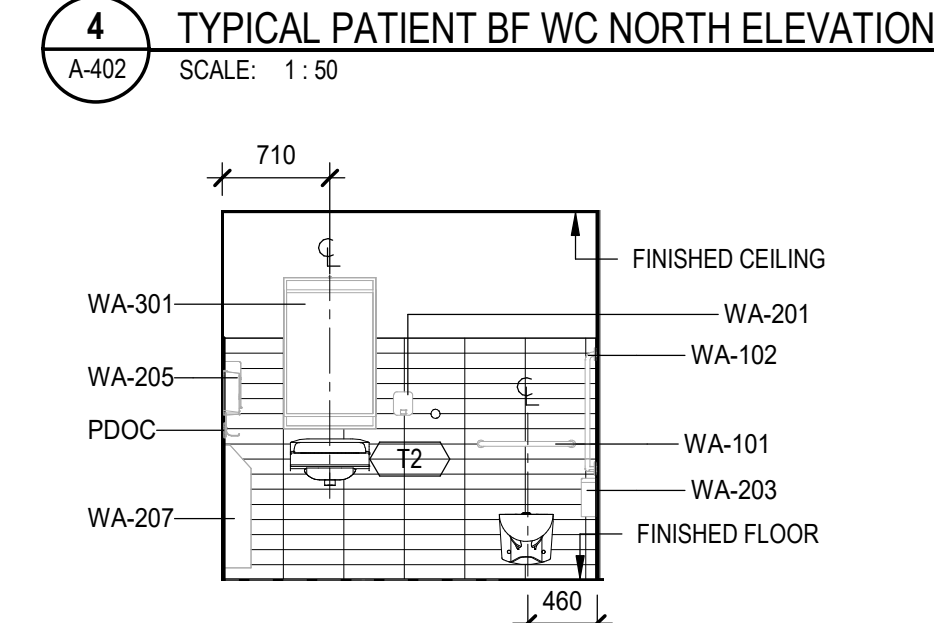
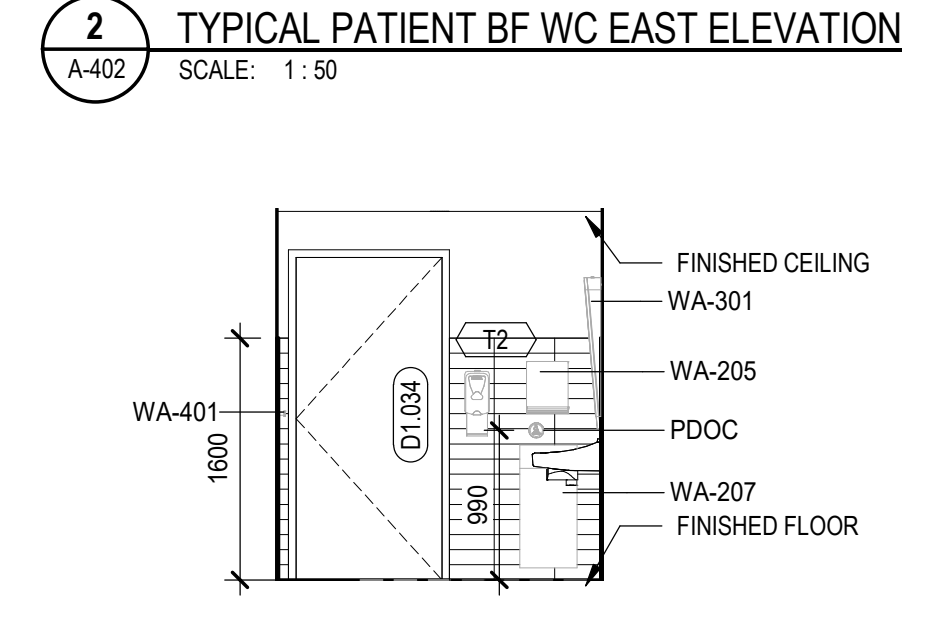
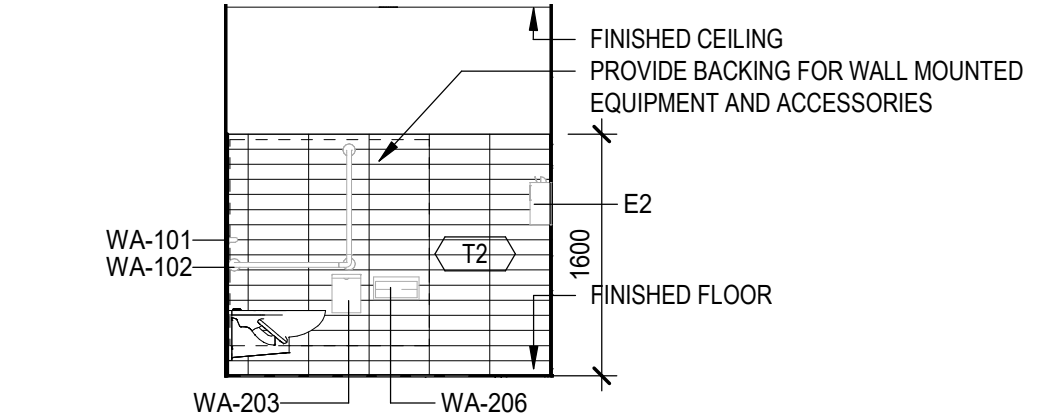
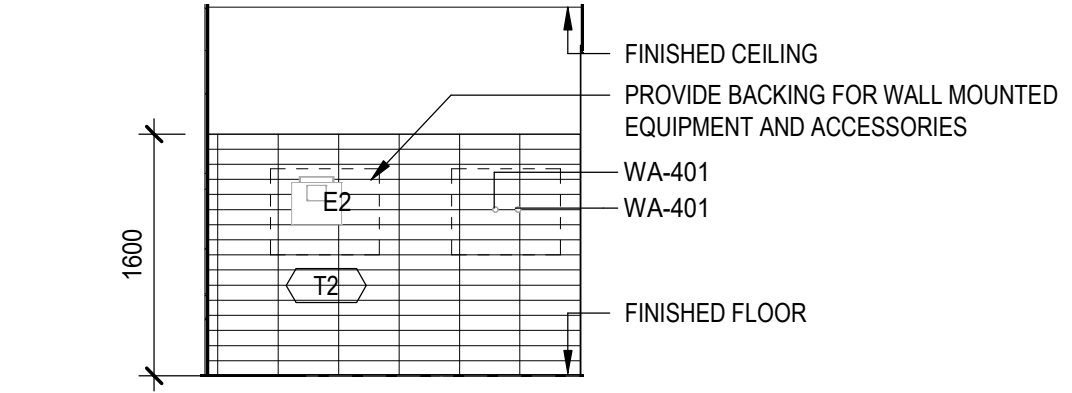
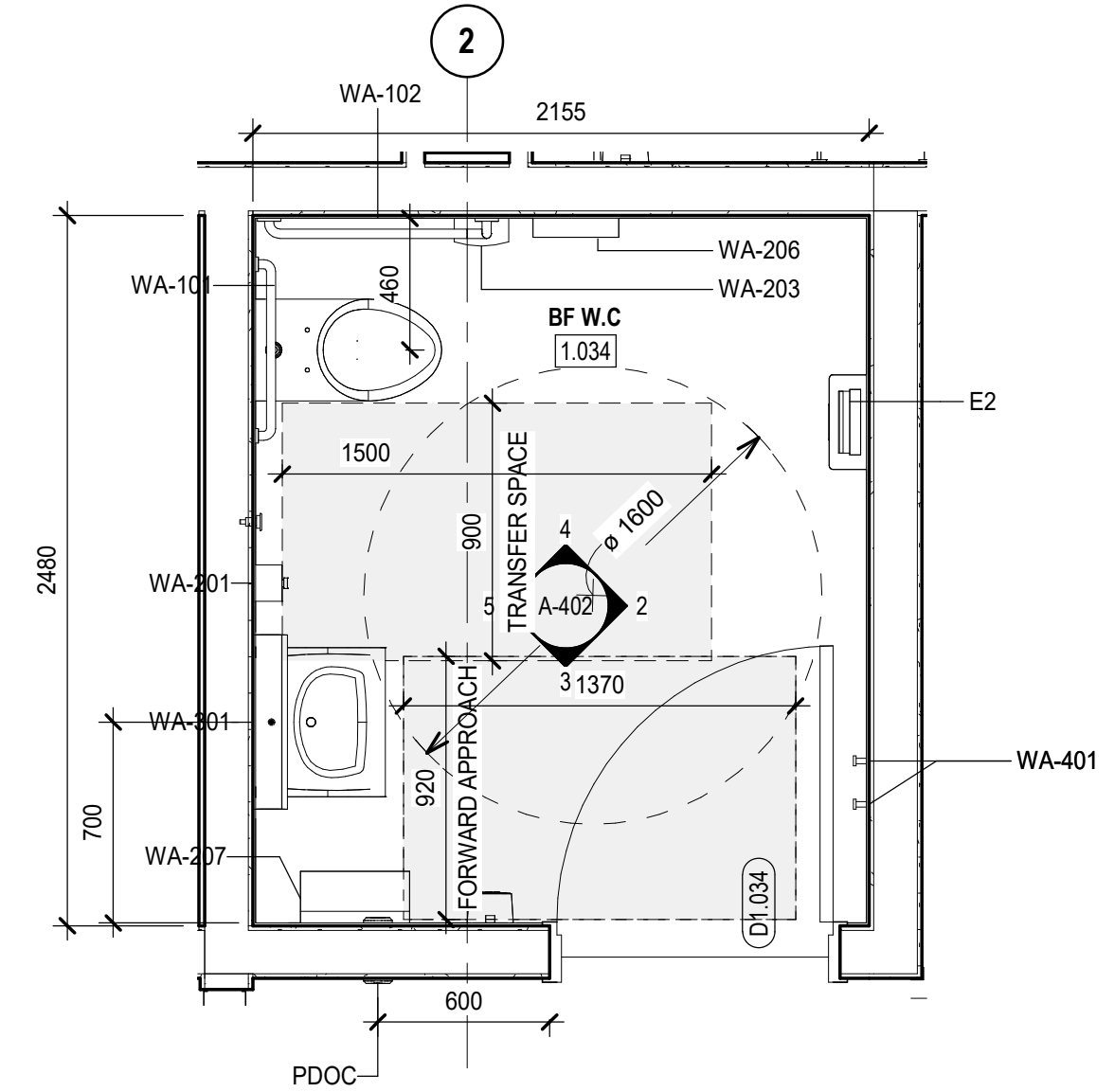
DRAWING ISSUE

ISSUED FOR TENDER

PROJECT NO.	PLOT DATE	2025-08-13	DRAWN	GB
250108	SCALE	1:50	REVIEWED	JP

DRAWING NO. **A-401** REVISION **3**

GENERAL NOTE:
1. REFER TO THE CONTRACTOR EQUIPMENT SCHEDULE FOR THE LIST OF FURNITURE AND EQUIPMENT TO BE SUPPLIED AND INSTALLED BY THE CONTRACTOR. THIS LIST DOES NOT INCLUDE ADDITIONAL ELEMENTS THAT WILL BE SUPPLIED AND INSTALLED BY THE OWNER POST TURNOVER.



REV	DATE	DESCRIPTION	BY	CHKD	APP'D
3	2026-04-07	ISSUED FOR TENDER			
2	2025-06-20	ISSUED FOR PERMIT APPLICATION			
1	2024-11-20	MOHCTC DESIGN DEVELOPMENT SUBMISSION			
REV	YYYY-MM-DD	REVISION / DRAWING ISSUE			REVIEW

CONSULTANT

PERMIT STAMP



THIS DRAWING, AS AN INSTRUMENT OF SERVICE, IS THE PROPERTY OF KASIAN ARCHITECTURE ONTARIO INCORPORATED. THE COPYRIGHT IN THE SAME BEING RESERVED TO THEM. NO REPRODUCTION IS ALLOWED WITHOUT THE PERMISSION OF KASIAN ARCHITECTURE ONTARIO INCORPORATED AND WHEN MADE MUST BEAR ITS NAME.
THIS DRAWING IS NOT TO BE SCALED. THE CONTRACTOR IS TO VERIFY DIMENSIONS AND DATA NOTED HEREIN WITH THE CONDITIONS ON SITE AND IS RESPONSIBLE FOR REPORTING ANY DISCREPANCY TO KASIAN ARCHITECTURE ONTARIO INCORPORATED FOR ADJUSTMENT.

PROJECT
BQWCHC TRENTON HUB
Trenton, Ontario, Canada

DRAWING TITLE
ENLARGED INTERIORS - WASHROOMS


DRAWING ISSUE
ISSUED FOR TENDER

PROJECT NO. 250108	PLOT DATE 2025-08-13	DRAWN GB
DRAWING NO. A-402	SCALE As indicated	REVIEWED JP
		REVISION 3

REV	DATE	DESCRIPTION	BY	CHK	APP
3	2026-04-07	ISSUED FOR TENDER			
2	2025-06-20	ISSUED FOR PERMIT APPLICATION			
1	2024-11-20	MOHCTC DESIGN DEVELOPMENT SUBMISSION			
REV	YYYY-MM-DD	REVISION / DRAWING ISSUE			REVIEW

CONSULTANT

PERMIT STAMP



THIS DRAWING, AS AN INSTRUMENT OF SERVICE, IS THE PROPERTY OF KASIAN ARCHITECTURE ONTARIO INCORPORATED. THE COPYRIGHT IN THE SAME BEING RESERVED TO THEM. NO REPRODUCTION IS ALLOWED WITHOUT THE PERMISSION OF KASIAN ARCHITECTURE ONTARIO INCORPORATED AND WHEN MADE MUST BEAR ITS NAME.
THIS DRAWING IS NOT TO BE SCALED. THE CONTRACTOR IS TO VERIFY DIMENSIONS AND DATA NOTED HEREIN WITH THE CONDITIONS ON SITE AND IS RESPONSIBLE FOR REPORTING ANY DISCREPANCY TO KASIAN ARCHITECTURE ONTARIO INCORPORATED FOR ADJUSTMENT.

PROJECT

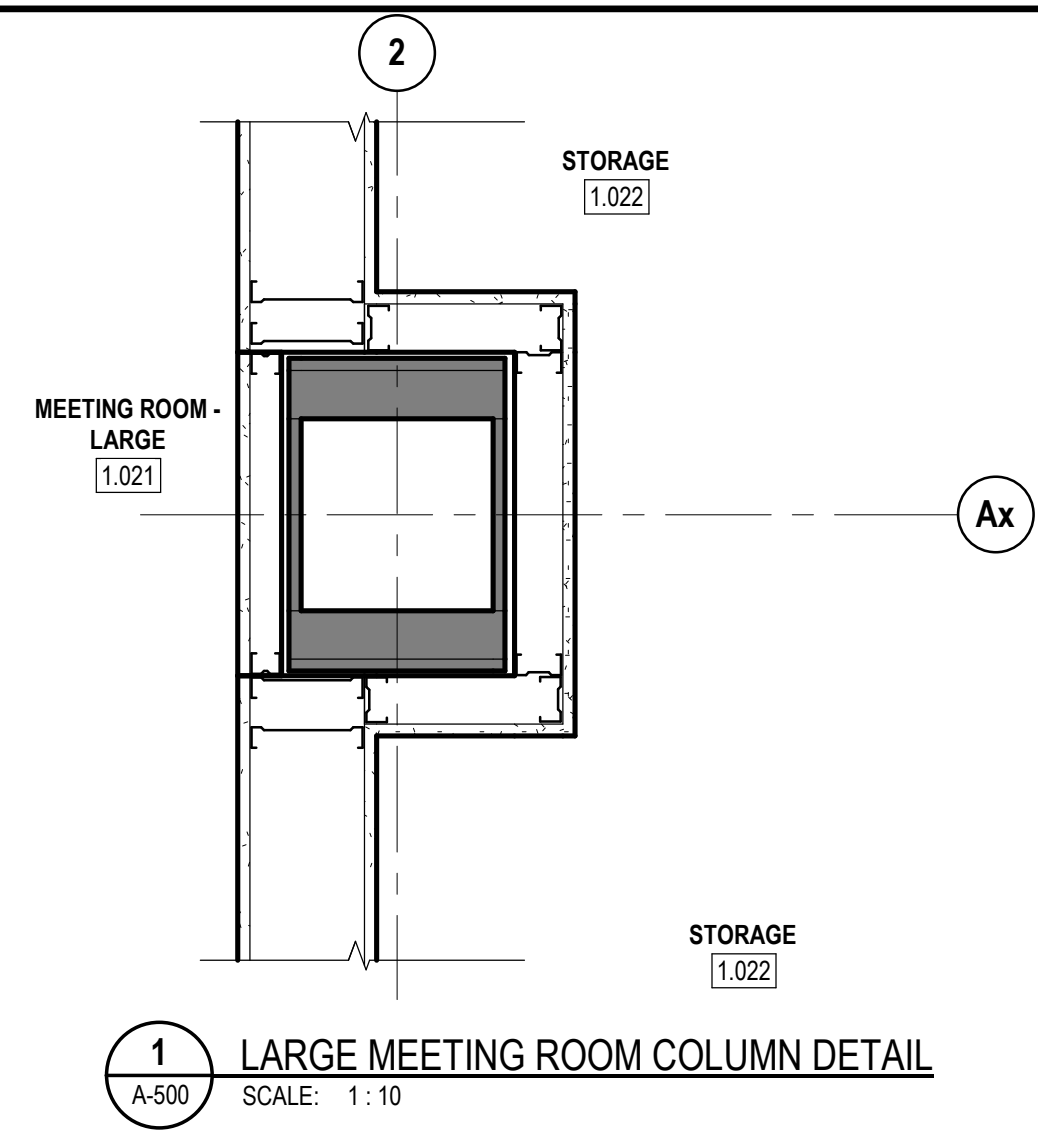
BQWCHC TRENTON HUB

Trenton, Ontario, Canada

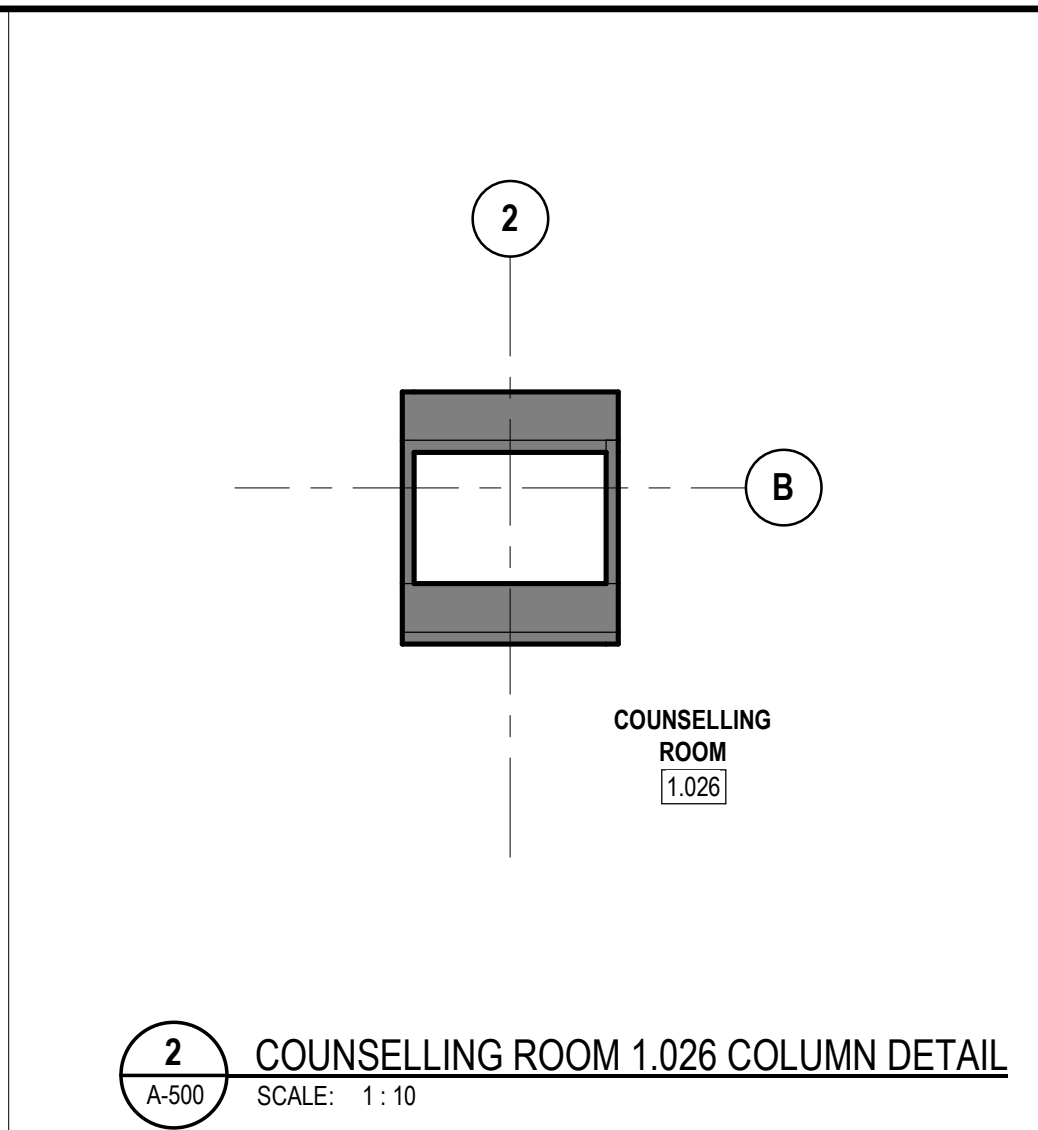
DRAWING TITLE
PLAN AND SECTION DETAILS - INTERIOR

DRAWING ISSUE
ISSUED FOR TENDER

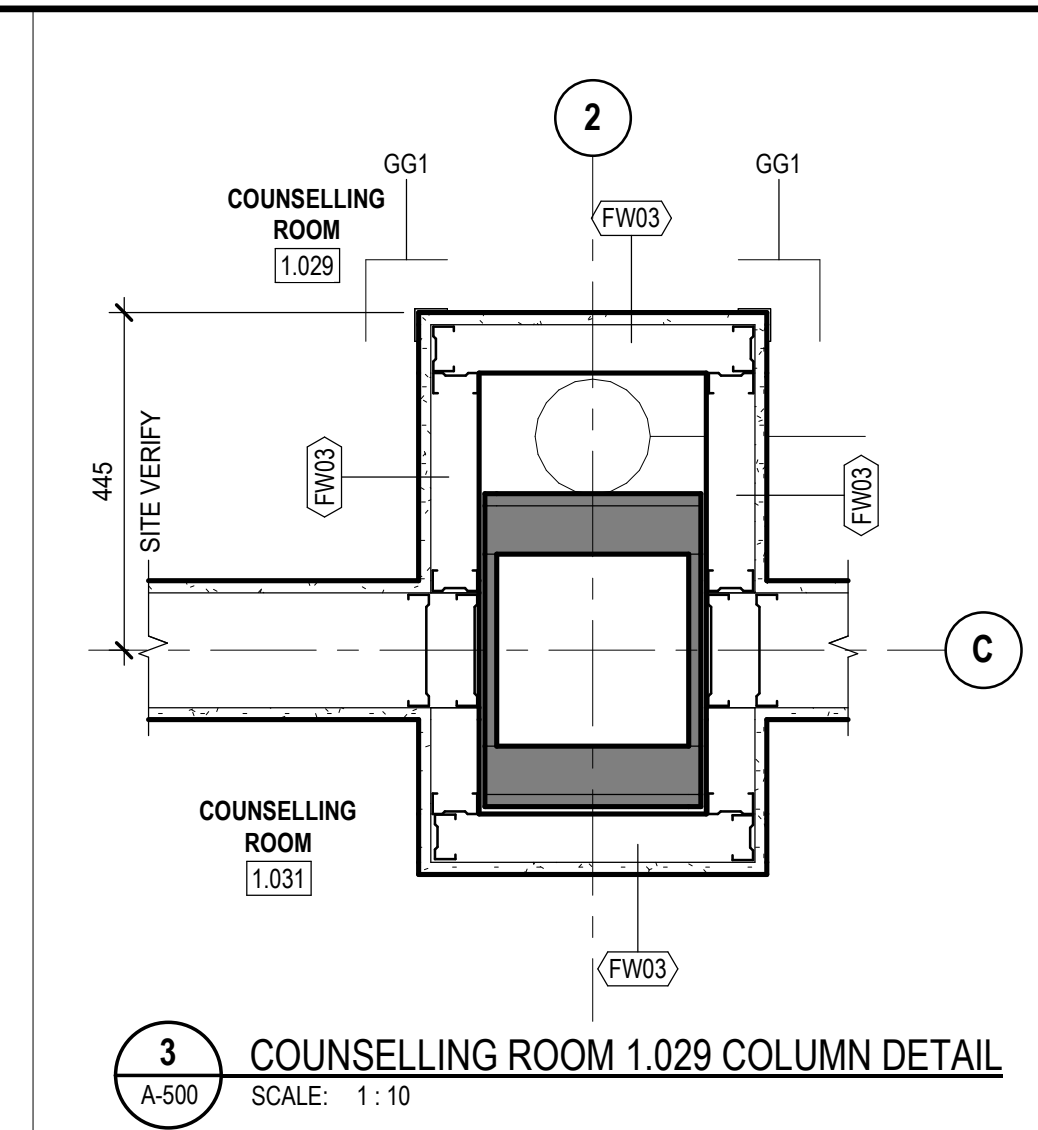
PROJECT NO.	PLOT DATE	2025-08-13	DRAWN	GB
250108	SCALE	As indicated	REVIEWED	MP
DRAWING NO.	A-500		REVISION	3



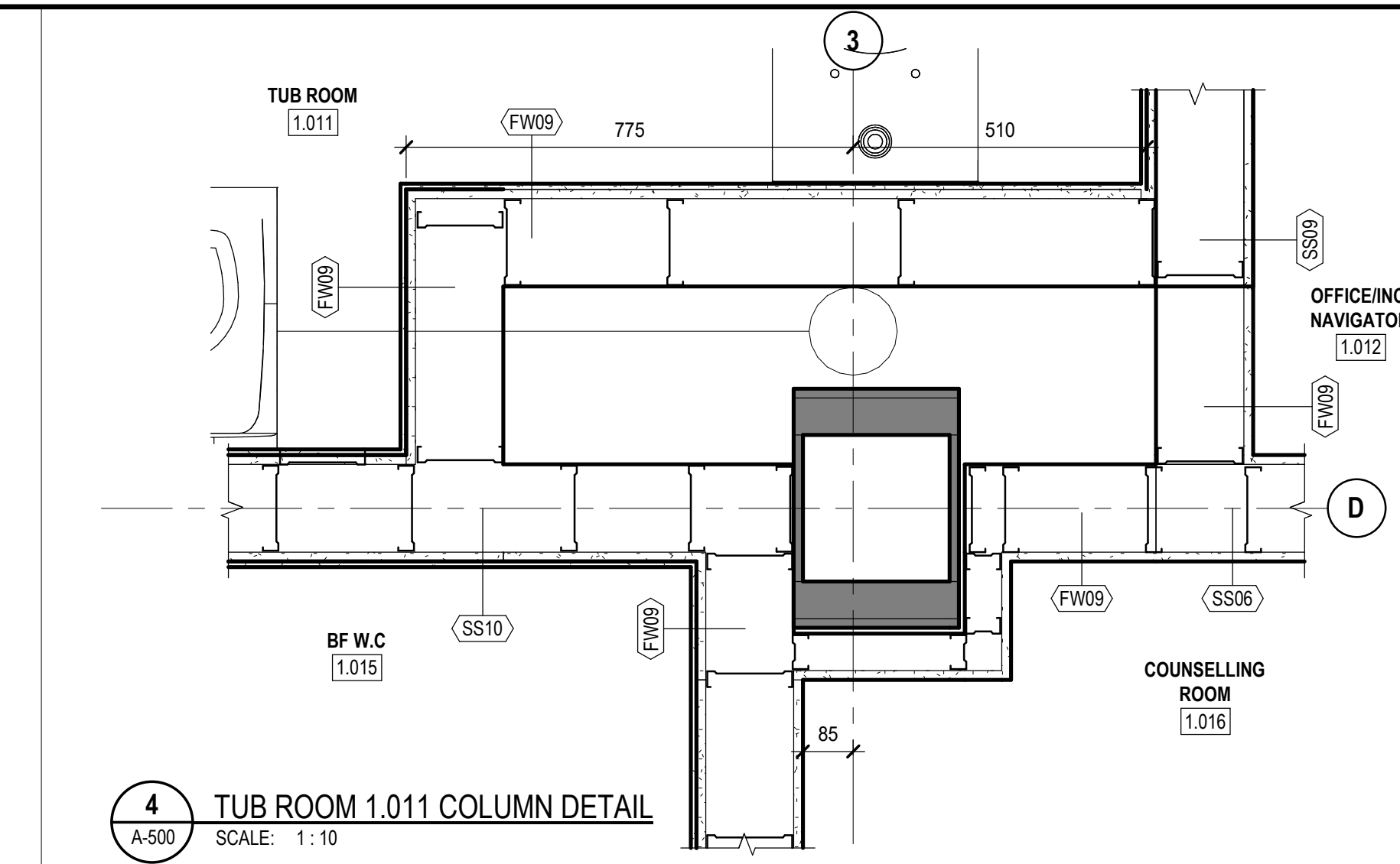
1 LARGE MEETING ROOM COLUMN DETAIL
A-500 SCALE: 1:10



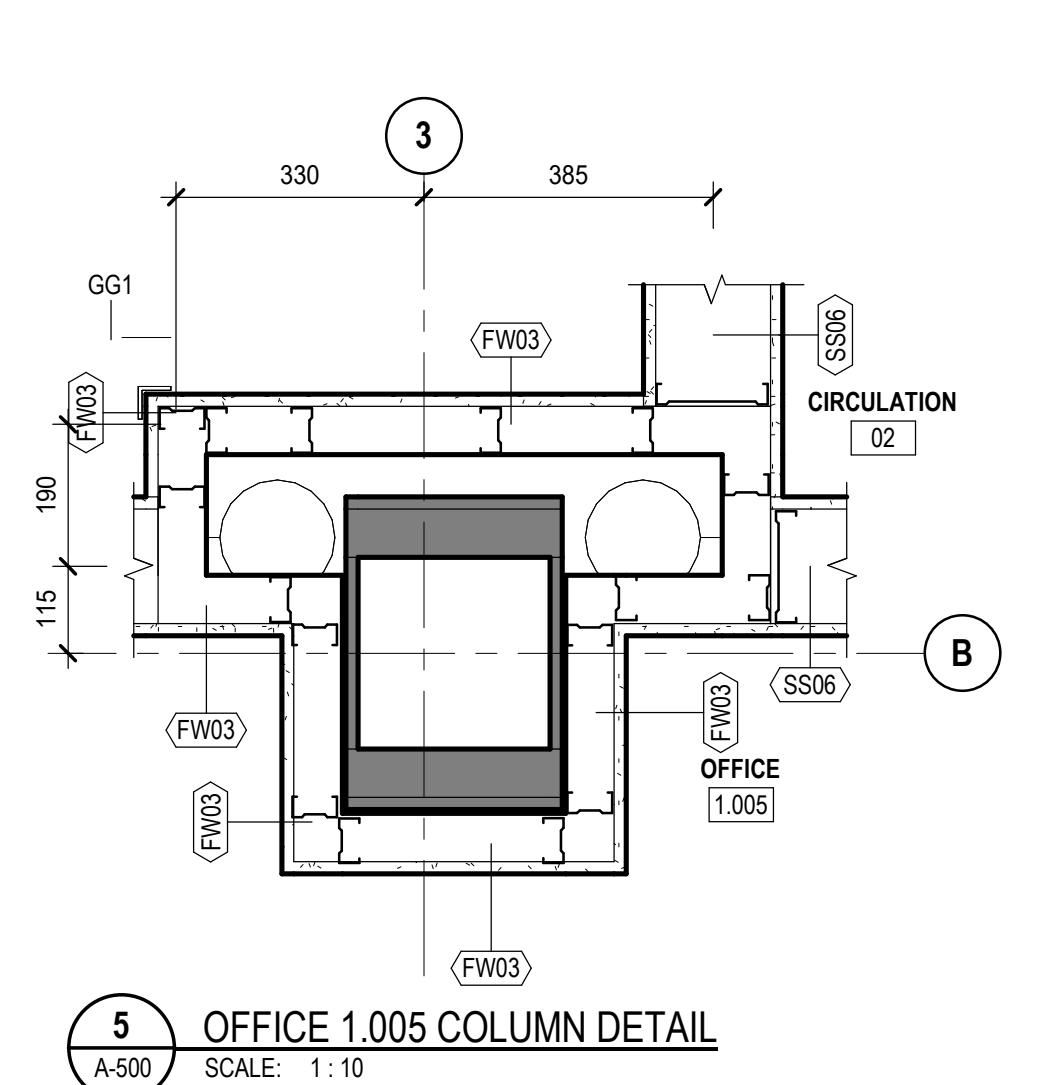
2 COUNSELLING ROOM 1.026 COLUMN DETAIL
A-500 SCALE: 1:10



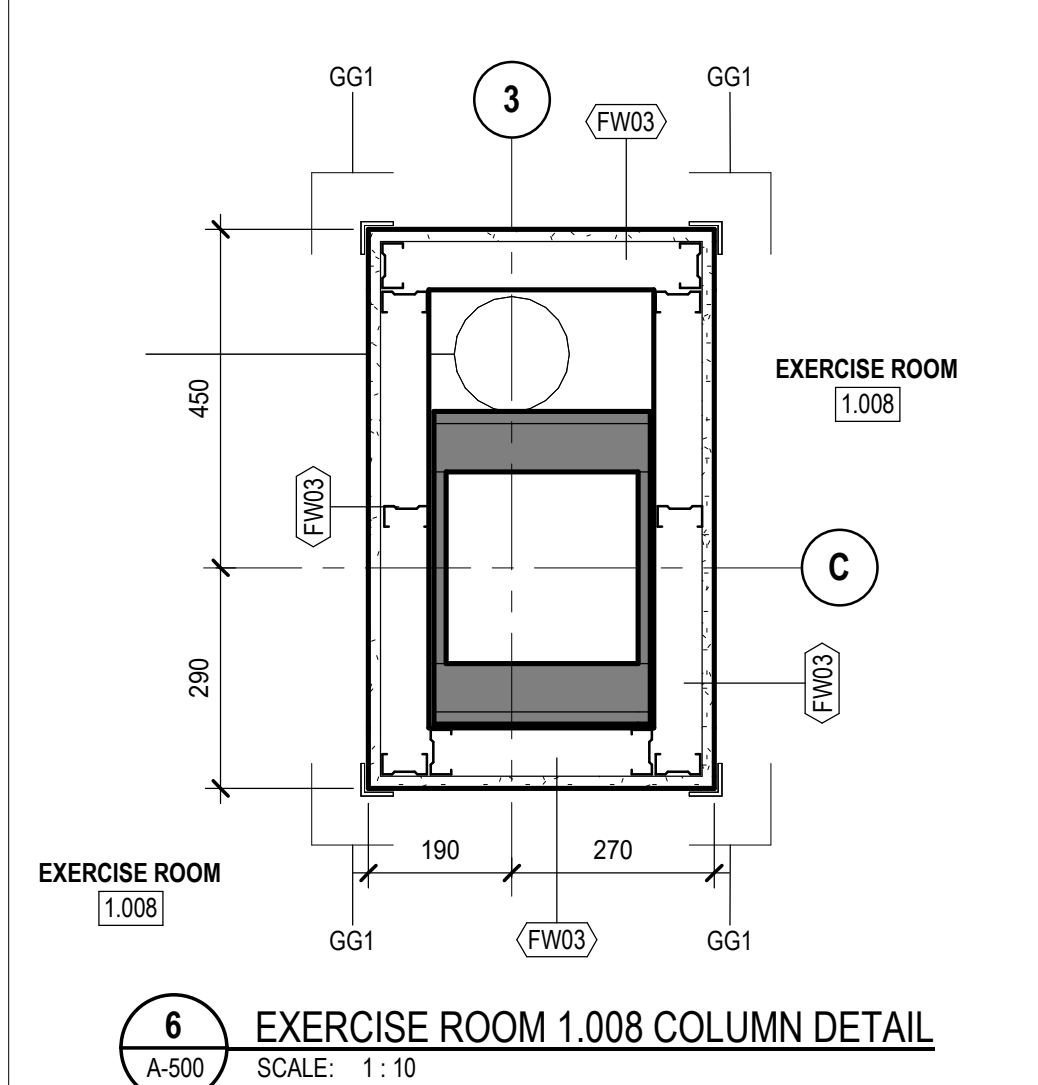
3 COUNSELLING ROOM 1.029 COLUMN DETAIL
A-500 SCALE: 1:10



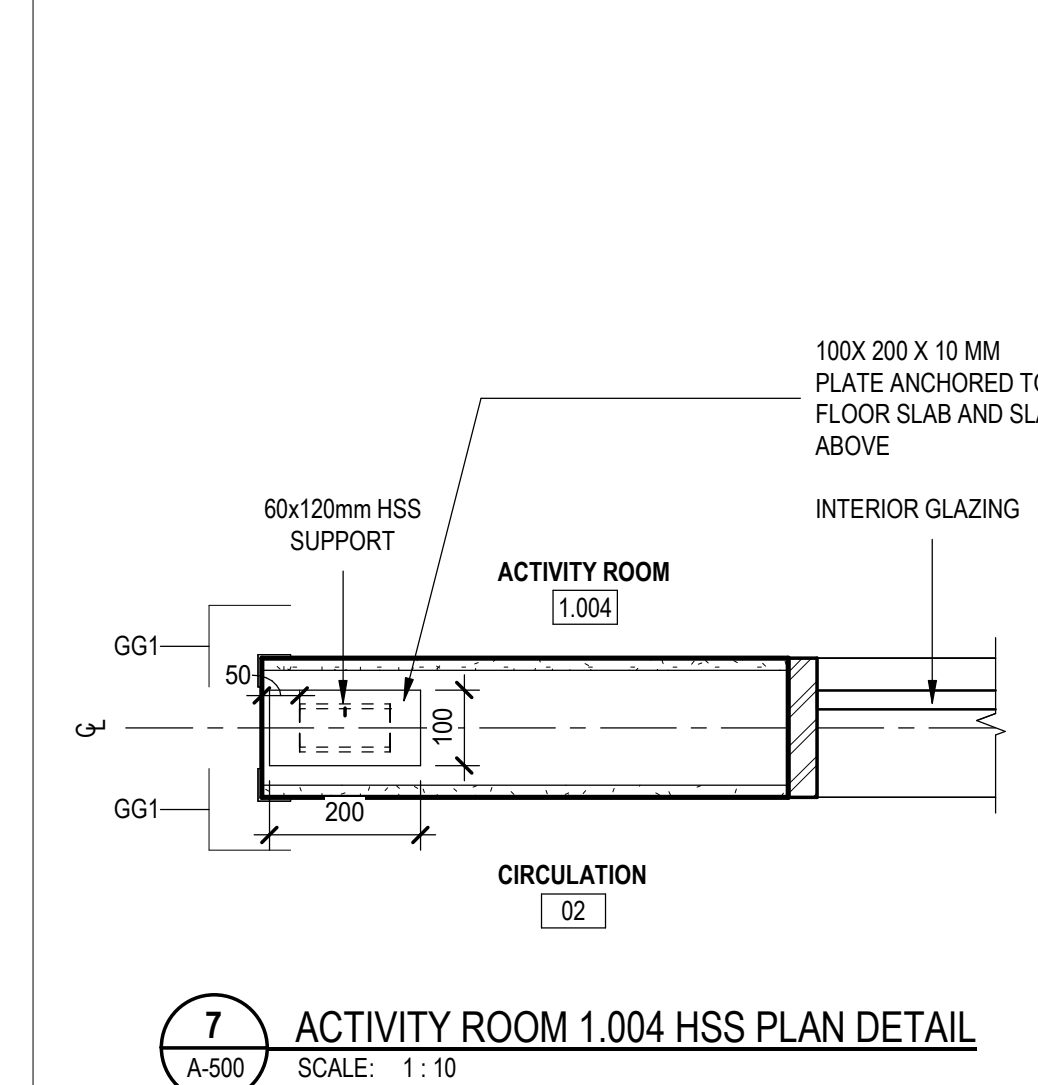
4 TUB ROOM 1.011 COLUMN DETAIL
A-500 SCALE: 1:10



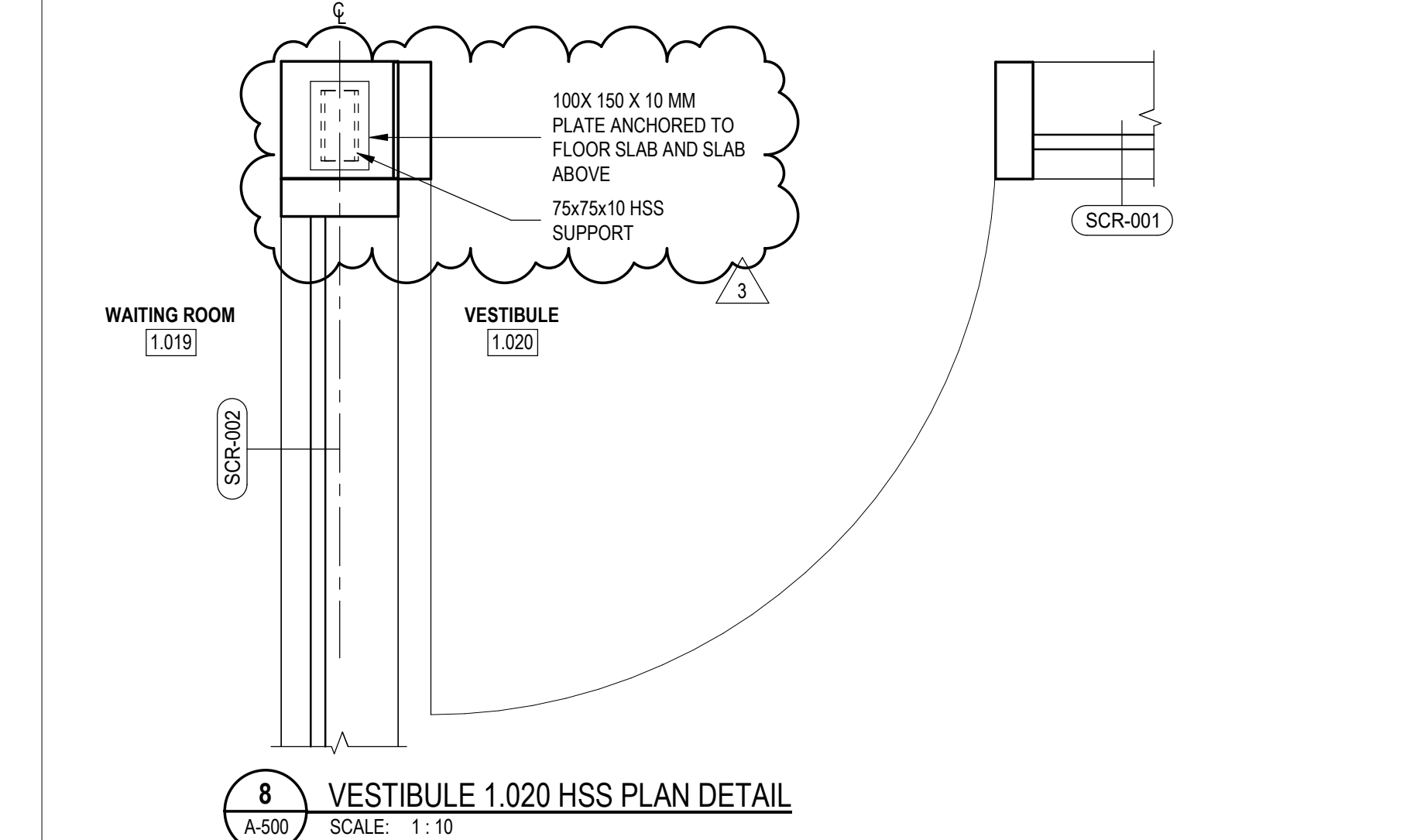
5 OFFICE 1.005 COLUMN DETAIL
A-500 SCALE: 1:10



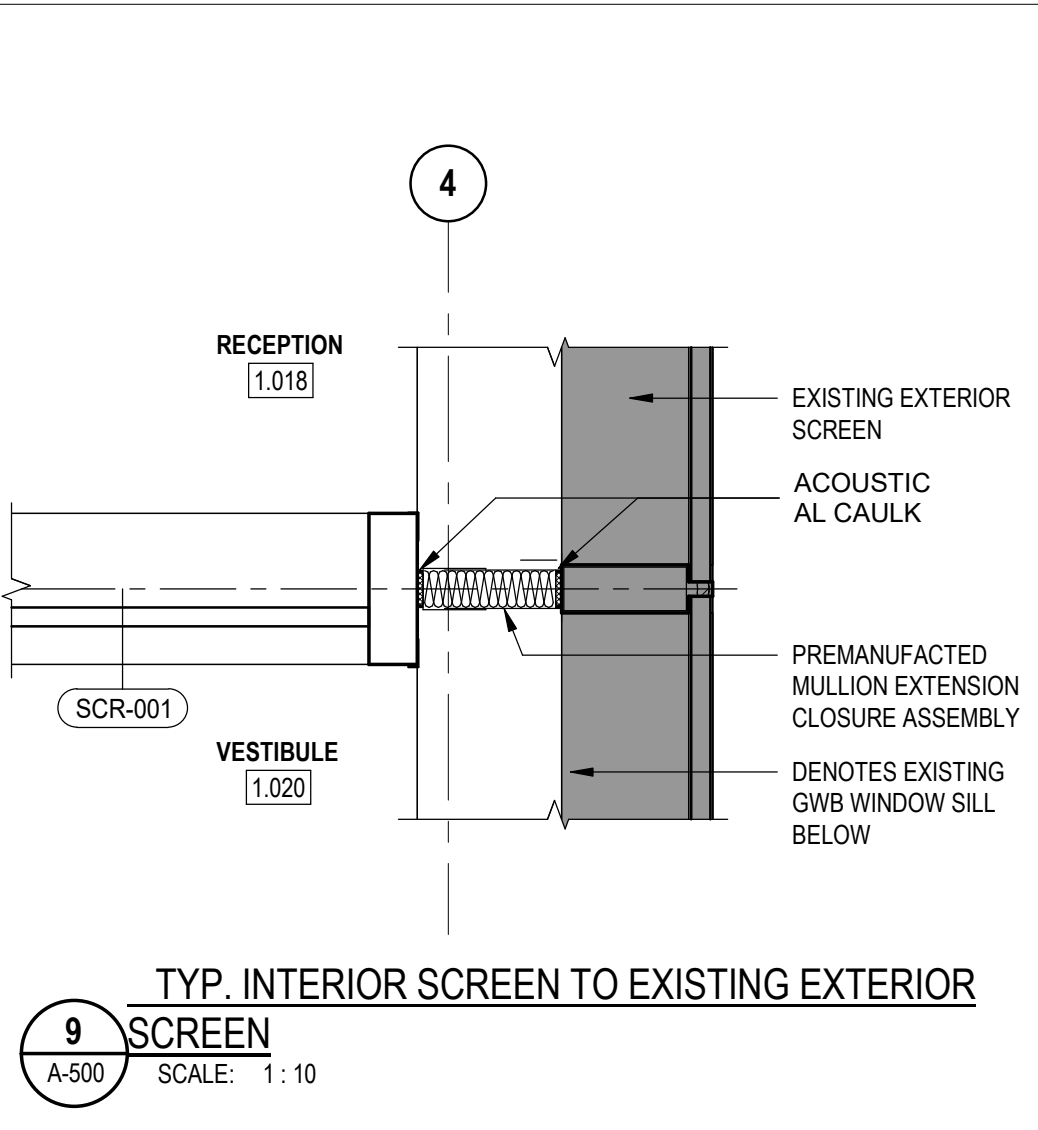
6 EXERCISE ROOM 1.008 COLUMN DETAIL
A-500 SCALE: 1:10



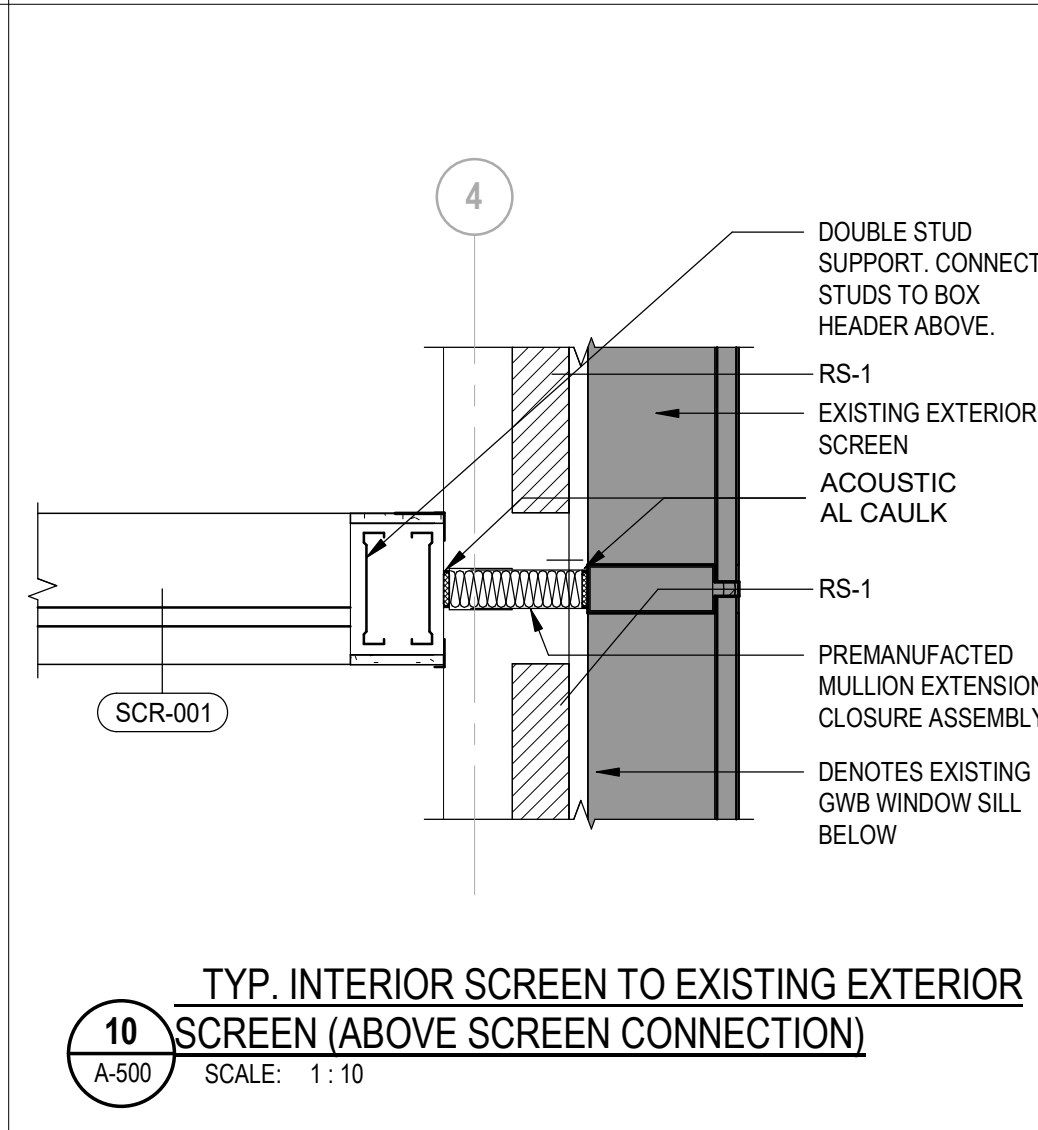
7 ACTIVITY ROOM 1.004 HSS PLAN DETAIL
A-500 SCALE: 1:10



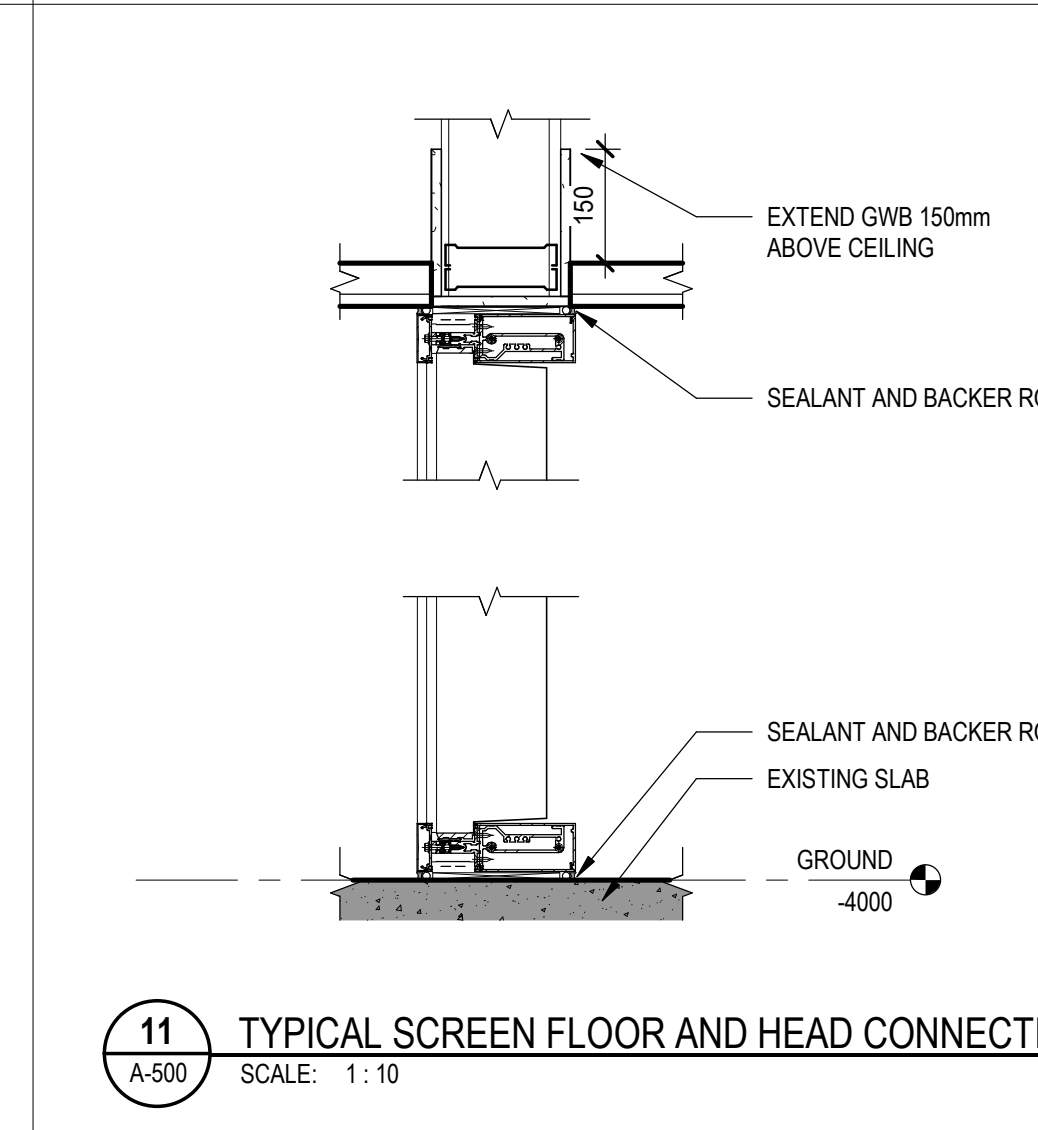
8 VESTIBULE 1.020 HSS PLAN DETAIL
A-500 SCALE: 1:10



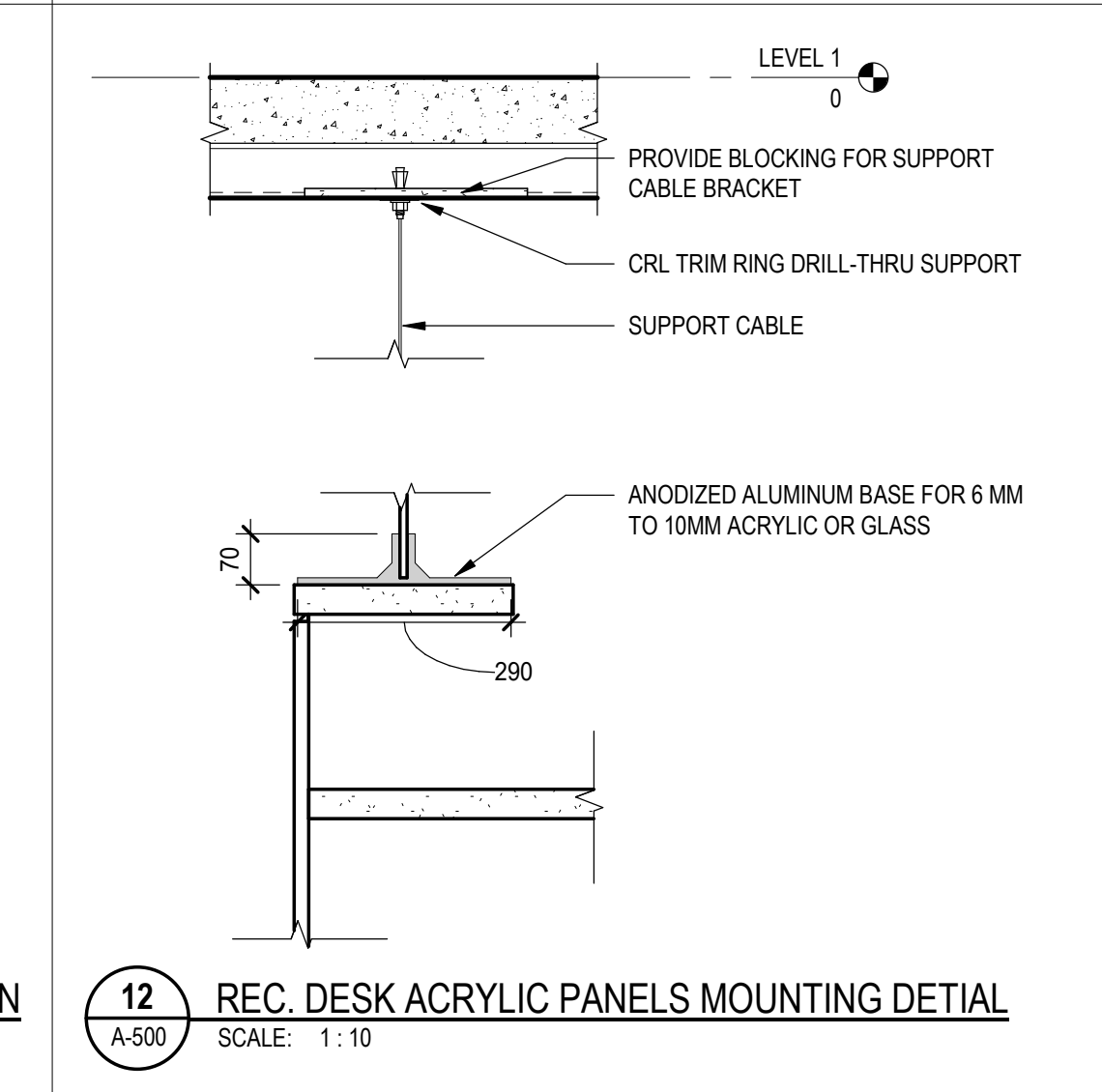
9 TYP. INTERIOR SCREEN TO EXISTING EXTERIOR SCREEN
A-500 SCALE: 1:10



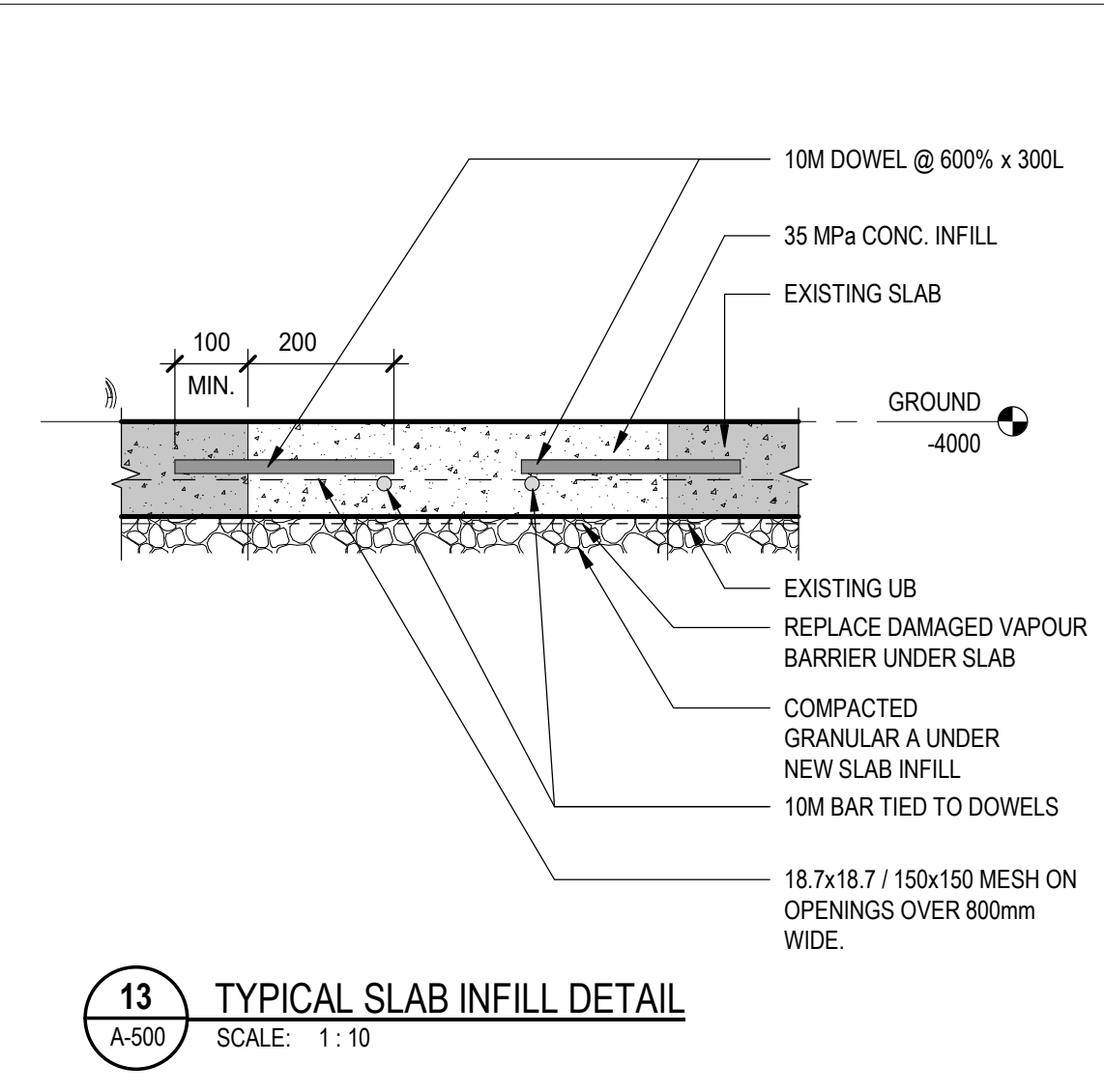
10 TYP. INTERIOR SCREEN TO EXISTING EXTERIOR SCREEN (ABOVE SCREEN CONNECTION)
A-500 SCALE: 1:10



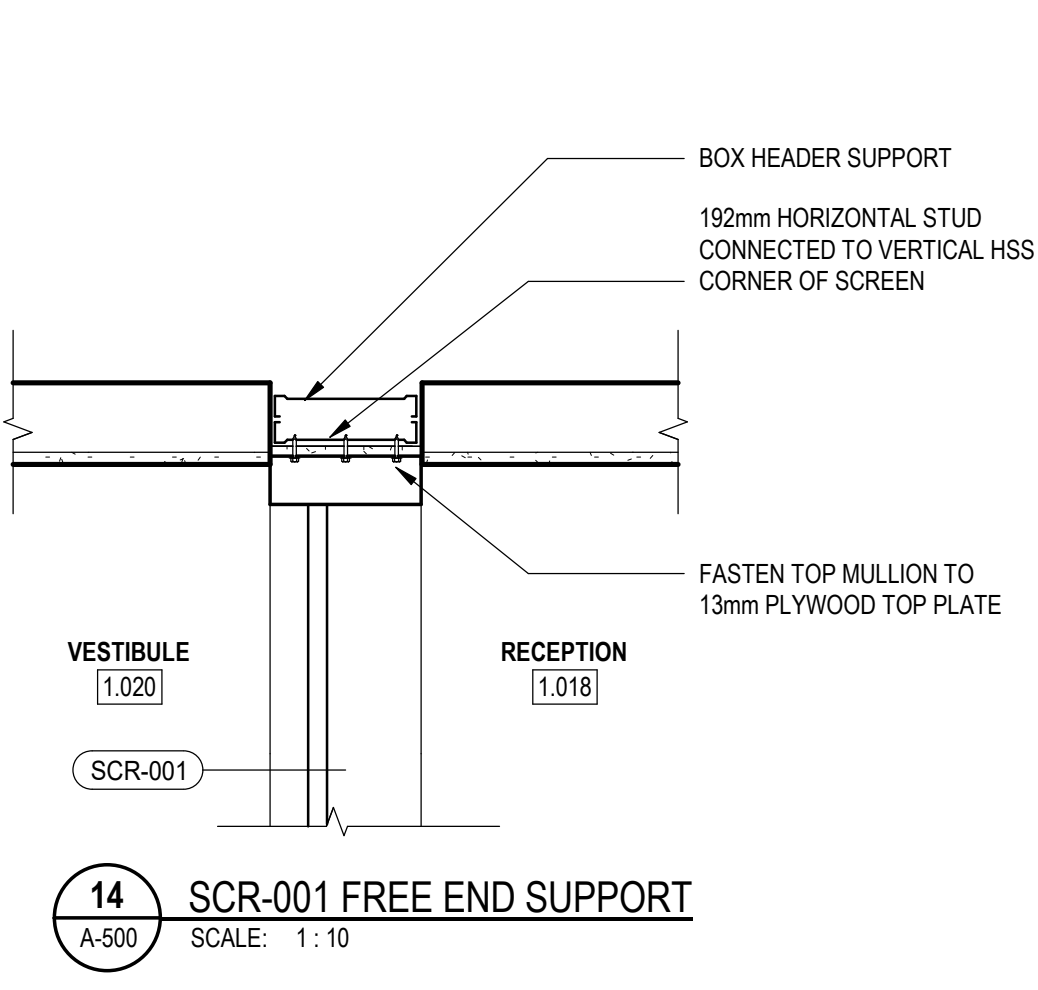
11 TYPICAL SCREEN FLOOR AND HEAD CONNECTION
A-500 SCALE: 1:10



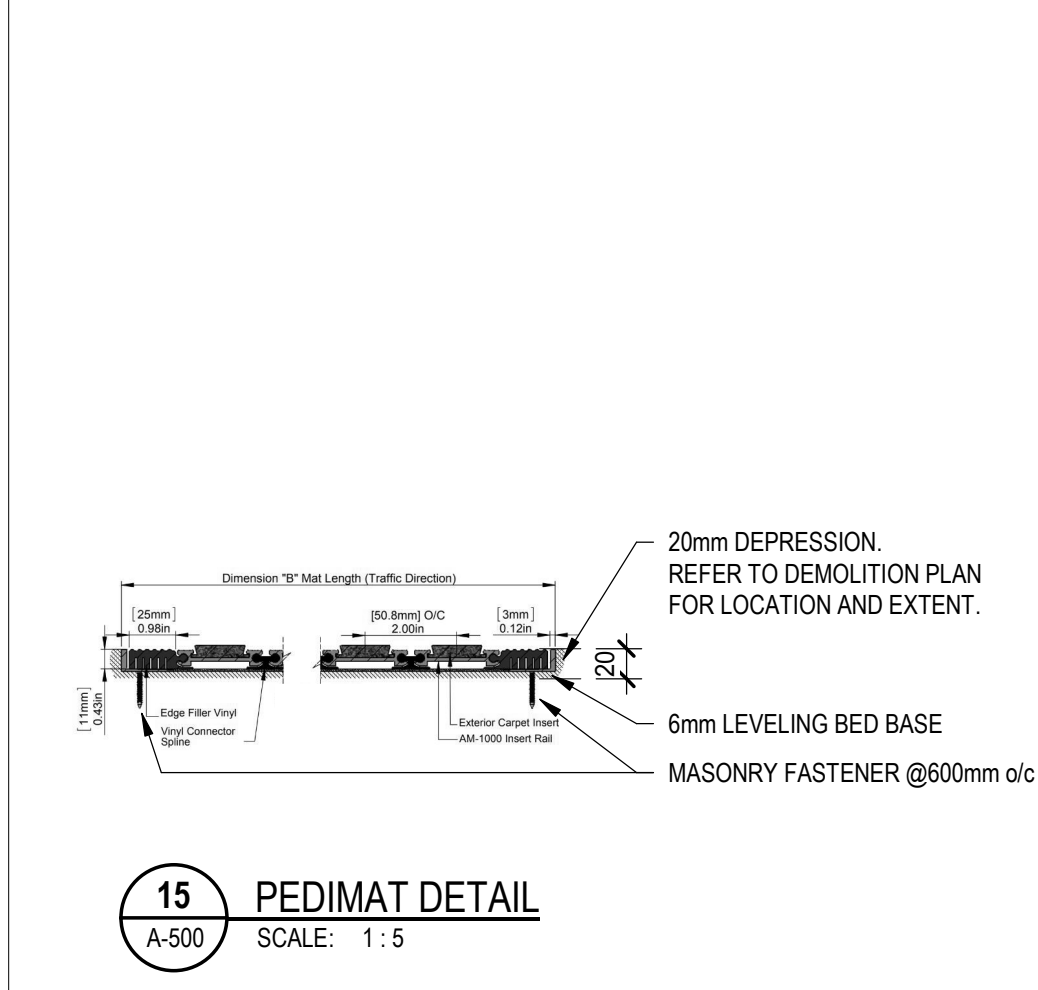
12 REC. DESK ACRYLIC PANELS MOUNTING DETAIL
A-500 SCALE: 1:10



13 TYPICAL SLAB INFILL DETAIL
A-500 SCALE: 1:10



14 SCR-001 FREE END SUPPORT
A-500 SCALE: 1:10



15 PEDIMAT DETAIL
A-500 SCALE: 1:5

CONTRACTOR INSTALLED FFE SCHEDULE						
DESCRIPTION	TYPE	TOTAL	INSTALLATION	ROOM NUMBER	Manufacturer	Model
E1	HAND SANITIZER DISPENSER	23	OWNER SUPPLIED / CONTRACTOR INSTALLED	REFER TO FFE LIST		
E2	SHARPS DISPOSAL	7	OWNER SUPPLIED / CONTRACTOR INSTALLED	REFER TO FFE LIST		
E3	FRONT LOAD DRYER	1	CONTRACTOR SUPPLIED / CONTRACTOR INSTALLED	1.001	MIELE	PDR 908 - OR APPROVED ALTERNATE
E4	FRONT LOAD WASHER	1	CONTRACTOR SUPPLIED / CONTRACTOR INSTALLED	1.001	MIELE	PWM 908 - OR APPROVED ALTERNATE
E5	DISHWASHER	1	CONTRACTOR SUPPLIED / CONTRACTOR INSTALLED	1.002	Jet-Tec	24" DISHWASHER - F-18DP
E6	EXHAUST HOOD	1	CONTRACTOR SUPPLIED / CONTRACTOR INSTALLED	1.002	BROAN	BKSH130SS
E7	FIRST AID KIT	3	OWNER SUPPLIED / CONTRACTOR INSTALLED	REFER TO FFE LIST		
E8	ELECTRIC RANGE	1	CONTRACTOR SUPPLIED / CONTRACTOR INSTALLED	1.002	GE CAFE	CCES700P2MS1
E9	GLOVE DISPENSER	4	OWNER SUPPLIED / CONTRACTOR INSTALLED			
E10	SHAMPOO DISPENSER	1	OWNER SUPPLIED / CONTRACTOR INSTALLED	1.011		
E11	FULL HEIGHT SINGLE LOCKER	4	CONTRACTOR SUPPLIED / CONTRACTOR INSTALLED	1.001	GLOBAL INDUSTRIAL	(ANTHONY STEEL MFG. CLEAN LINE 1-TIER 4 DOOR LOCKER, SLOPE TOP, GRAY, ASSEMBLED) WBC0049532
E13	KEYS CABINET	1	OWNER SUPPLIED / CONTRACTOR INSTALLED	1.030		
E14	CHEMICAL AND CLEANER DISPENSER	1	OWNER SUPPLIED / CONTRACTOR INSTALLED	1.035		
E15	PPE DISPENSER	1	OWNER SUPPLIED / CONTRACTOR INSTALLED	1.035		
E16	AED DEFIBRILLATOR	1	OWNER SUPPLIED / CONTRACTOR INSTALLED	01		
E17	WATER BOTTLE FILL STATION	1	CONTRACTOR SUPPLIED / CONTRACTOR INSTALLED	1.025		
E25	Refrigerator, Domestic, 30"W	1	CONTRACTOR SUPPLIED / CONTRACTOR INSTALLED	1.023	WHIRLPOOL	WRB322DMB / WRB329DMB (30")
E35	LOTION DISPENSER	1	OWNER SUPPLIED / CONTRACTOR INSTALLED	1.011		
E36	EYE WASH STATION	2	OWNER SUPPLIED / CONTRACTOR INSTALLED	REFER TO FFE LIST		
WA-201	SOAP DISPENSER	14	OWNER SUPPLIED / CONTRACTOR INSTALLED	REFER TO FFE LIST		
WA-203	SANITARY NAPKIN DISPOSAL	7	OWNER SUPPLIED / CONTRACTOR INSTALLED	REFER TO FFE LIST		
WA-205	Paper Towel Dispenser	14	OWNER SUPPLIED / CONTRACTOR INSTALLED	REFER TO FFE LIST		
WA-206	TOILET PAPER DISPENSER	7	OWNER SUPPLIED / CONTRACTOR INSTALLED	REFER TO FFE LIST		
WA-207	WASTE BIN	10	OWNER SUPPLIED / CONTRACTOR INSTALLED	REFER TO FFE LIST		

OWNER SUPPLIED / INSTALLED FFE SCHEDULE				
Type Mark	Model	Count	Function	Description
F1	Chair, Guest, without Arms	23	OWNER SUPPLIED, VENDOR INSTALLED	FFE
F2	Chair, Guest, with Arms	24	OWNER SUPPLIED, VENDOR INSTALLED	FFE
F3	Table, Conference, Rectangular, Flip-Top, 72"W	10	OWNER SUPPLIED, VENDOR INSTALLED	FFE
F5	Waste Receptacle	24	OWNER SUPPLIED, OWNER INSTALLED	FFE
F6	Waste Receptacle, Recycling	14	OWNER SUPPLIED, OWNER INSTALLED	FFE
F7	Shelving, Wire, Mobile	1	OWNER SUPPLIED, OWNER INSTALLED	FFE
F8	Chair, Guest, with Arms	25	OWNER SUPPLIED, VENDOR INSTALLED	FFE
F9	Table, Square, 48"	5	OWNER SUPPLIED, OWNER INSTALLED	FFE
F10	Chair, Lounge	19	OWNER SUPPLIED, VENDOR INSTALLED	FFE
F11	Cabinet, Filing, Lateral, 4 Drawer	1	OWNER SUPPLIED, OWNER INSTALLED	FFE
F12	Pedestal, Mobile, Box/Box/File	20	OWNER SUPPLIED, VENDOR INSTALLED	FFE
F13	Desk, 60"W x 24"D	6	OWNER SUPPLIED, VENDOR INSTALLED	FFE
F14	Cabinet, Storage	2	OWNER SUPPLIED, OWNER INSTALLED	FFE
F15	Ottoman	2	OWNER SUPPLIED, OWNER INSTALLED	FFE
F16	Chair, Recliner	5	OWNER SUPPLIED, VENDOR INSTALLED	FFE
F17	Chair, Guest, Bariatric, with Arms	1	OWNER SUPPLIED, VENDOR INSTALLED	FFE
F18	Shelving, Wire, Mobile	6	OWNER SUPPLIED, OWNER INSTALLED	FFE
F19	Table, Square, 30"	1	OWNER SUPPLIED, VENDOR INSTALLED	FFE
F20	Chair, Task, with Arms	22	OWNER SUPPLIED, VENDOR INSTALLED	FFE
F21	Shelving, Heavy Duty	1	OWNER SUPPLIED, OWNER INSTALLED	FFE
F22	Chair, Dental Assistant	1	OWNER SUPPLIED, OWNER INSTALLED	FFE
F23	Desk, 72"W x 30"D	10	OWNER SUPPLIED, VENDOR INSTALLED	FFE
F24	Desk, 60"W x 24"D, with Hutch	3	OWNER SUPPLIED, VENDOR INSTALLED	FFE
F25	Desk, 48"W x 24"D	1	OWNER SUPPLIED, VENDOR INSTALLED	FFE


OWNER SUPPLIED / INSTALLED FFE SCHEDULE				
Type Mark	Model	Count	Function	Description
E12	Ceiling Mounted Tv	2	OWNER SUPPLIED, VENDOR INSTALLED	FFE
E18	Telephone, Wall-Mounted	4	OWNER SUPPLIED, OWNER INSTALLED	FFE
E19	Water Cooler	1	OWNER SUPPLIED, OWNER INSTALLED	FFE
E23	Coffee Maker	2	OWNER SUPPLIED, OWNER INSTALLED	FFE
E24	Microwave	3	OWNER SUPPLIED, OWNER INSTALLED	FFE
E27	Computer, Laptop	19	OWNER SUPPLIED, OWNER INSTALLED	FFE
E28	Keyboard Tray	15	OWNER SUPPLIED, VENDOR INSTALLED	FFE
E29	Monitor with Desk Mount	19	OWNER SUPPLIED, OWNER INSTALLED	FFE
E30	Telephone, Desk	15	OWNER SUPPLIED, OWNER INSTALLED	FFE
E31	Printer, Countertop	5	OWNER SUPPLIED, OWNER INSTALLED	FFE
E32	Refrigerator, Vaccine - TempArmour Refrigeration BFRV84 38"W x 28"D x 35"H	1	OWNER SUPPLIED, OWNER INSTALLED	FFE
E33	Wall Mounted Tv	4	OWNER SUPPLIED, VENDOR INSTALLED	FFE
E34	Video Conferencing System	2	OWNER SUPPLIED, VENDOR INSTALLED	FFE
E37	Cart, Procedure	2	OWNER SUPPLIED, OWNER INSTALLED	FFE
E38	Table, Exam	1	OWNER SUPPLIED, OWNER INSTALLED	FFE
E39	Docking Station, Laptop	13	OWNER SUPPLIED, OWNER INSTALLED	FFE
E40	Cart, Cleaning	1	OWNER SUPPLIED, OWNER INSTALLED	FFE
E41	SmartMount Wall Arm	4	OWNER SUPPLIED, VENDOR INSTALLED	FFE
E42	Bracket, Television, Ceiling Mount	2	OWNER SUPPLIED, VENDOR INSTALLED	FFE
E43	Existing Refrigerator	1	OWNER SUPPLIED, OWNER INSTALLED	FFE
E47	Mobile Whiteboard	1	OWNER SUPPLIED, OWNER INSTALLED	FFE
E48	Table, Side	1	OWNER SUPPLIED, VENDOR INSTALLED	FFE
E49	Stool, Task, without Back	1	OWNER SUPPLIED, OWNER INSTALLED	FFE
E50	Dental Unit, Portable	1	OWNER SUPPLIED, OWNER INSTALLED	FFE
E51	Freezer, Vaccine (Existing)	1	OWNER SUPPLIED, OWNER INSTALLED	FFE
E52	Cabinet, Filing, Lateral, 2 Drawer	1	OWNER SUPPLIED, VENDOR INSTALLED	FFE
E53	Refrigerator, Vaccine - Z-SC1 Biomedical BB-0123 30"W x 33"D x 75"H	1	OWNER SUPPLIED, OWNER INSTALLED	FFE
E54	Chair, Dental, Portable	1	OWNER SUPPLIED, OWNER INSTALLED	FFE

LEGEND

- NEW FURNITURE BY OWNER. FURNITURE ITEMS TO BE PROVIDED AND INSTALLED BY SEPERATE FURNITURE CONTRACT.
- EXISTING FURNITURE OR EQUIPMENT.
- WALL MOUNTED WHITE BOARD
- WASTE RECEPTACLE
- RECYCLING RECEPTACLE
- WALL MOUNTED TV
- HAND SANITIZER
- WALL MOUNTED NOTICE BOARD

FURNITURE PLAN NOTES

1. ALL FREESTANDING FURNITURE ON THIS PLAN REPRESENTS DESIGN INTENT ONLY. REFER TO FURNITURE SUPPLIER DRAWINGS FOR QUANTITIES AND TYPES.
2. ALL DISCREPANCIES IN THE DESIGN DRAWINGS AND SPECIFICATIONS SHALL BE REPORTED TO CONSULTANT FOR FURTHER CLARIFICATION PRIOR TO PROCEEDING WITH THE WORK.
3. ALL APPLIANCE EQUIPMENT TO BE SUPPLIED AND INSTALLED BY CONTRACTOR UNLESS OTHERWISE NOTED. REFER TO ENLARGED DRAWINGS AND ELEVATION FOR MILLWORK DETAILS, AND APPLIANCE QUANTITIES. REFER TO MECHANICAL DRAWINGS FOR PLUMBING SPECIFICATIONS INCLUDING PANTRY SINKS - FAUCETS, LAVATORIES - FAUCETS, TOILETS, URINALS.



1 FULL FFE PLAN
SCALE: 1:100



Kasian Architecture Ontario Incorporated
85 Hanna Avenue, Suite 300
Toronto, ON Canada M8K 3S3
T 416 583 3600 F 416 583 3610
www.kasian.com

3	2026-04-21	ISSUED FOR ADDENDUM 1	
2	2026-04-07	ISSUED FOR TENDER	
1	2025-07-23	ISSUED FOR MOK 1.3	
REV	YYYY-MM-DD	REVISION / DRAWING ISSUE	REVIEW

CONSULTANT

PERMIT STAMP



THIS DRAWING, AS AN INSTRUMENT OF SERVICE, IS THE PROPERTY OF KASIAN ARCHITECTURE ONTARIO INCORPORATED. THE COPYRIGHT IN THE SAME BEING RESERVED TO THEM. NO REPRODUCTION IS ALLOWED WITHOUT THE PERMISSION OF KASIAN ARCHITECTURE ONTARIO INCORPORATED AND WHEN MADE MUST BEAR ITS NAME.
THIS DRAWING IS NOT TO BE SCALED. THE CONTRACTOR IS TO VERIFY DIMENSIONS AND DATA NOTED HEREIN WITH THE CONDITIONS ON SITE AND IS RESPONSIBLE FOR REPORTING ANY DISCREPANCY TO KASIAN ARCHITECTURE ONTARIO INCORPORATED FOR ADJUSTMENT.

PROJECT

BQWCHC TRENTON HUB
Trenton, Ontario, Canada

DRAWING TITLE

GROUND FLOOR FFE PLAN

DRAWING ISSUE

ISSUED FOR ADDENDUM 1

PROJECT NO.	PLOT DATE	2025-08-13	DRAWN	GB
250108	SCALE	As indicated	REVIEWED	JP
DRAWING NO.	A-801		REVISION	3

MATERIAL, COLOUR, FINISHES:

TEXT: 16mm & 12mm CAP HEIGHT, ARIAL FONT, U/LOWER CASE

A 0.8mm RAISED TEXT, CHARACTERS OR PICTOGRAMS
COLOUR TO MATCH BENJAMIN MOOR BLACK 2132-10 OR
PANTONE BLACK C.

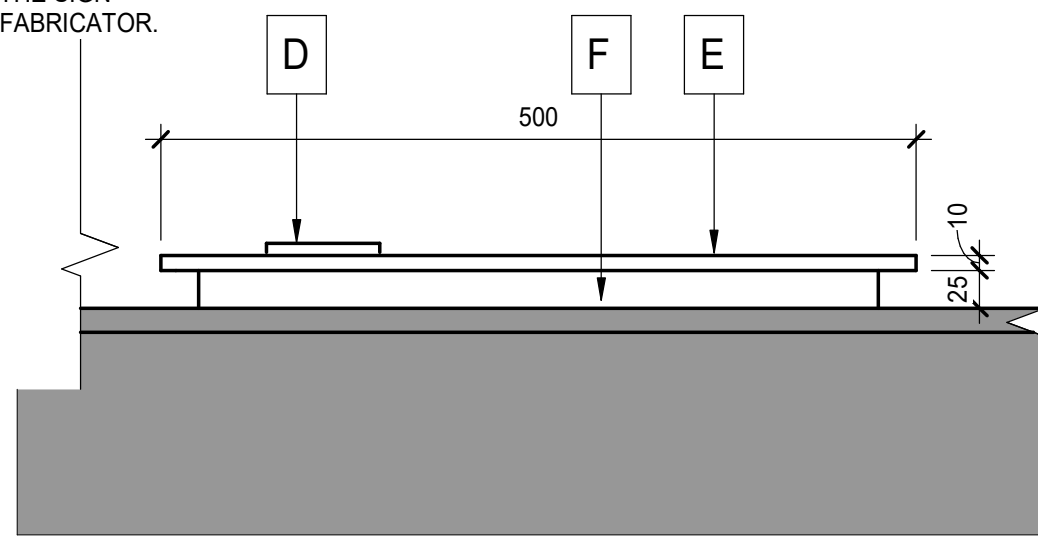
B 6mm THICK MATTE ACRYLIC, PHOTOPOLYMER ONLY
COLOUR TO MATCH BENJAMIN MOORE CLOUD WHITE
CC-40 OR PARA PAINT MELT DOWN P5205-73.
SAND AND FINISH ALL EDGES SMOOTH
TO BE DETAILED BY FABRICATOR

C RAISED GRADE 1 BRILLIANT
COLOUR TO MATCH BACKGROUND OF SIGN

D TEXT: 75mm OR 20mm CAP HEIGHT, ARIAL FONT
6mm RAISED TEXT, CHARACTERS OR PICTOGRAMS
COLOUR TO MATCH BENJAMIN MOORE CLOUD WHITE CC-40 OR PARA
PAINT MELT DOWN P5205-73.

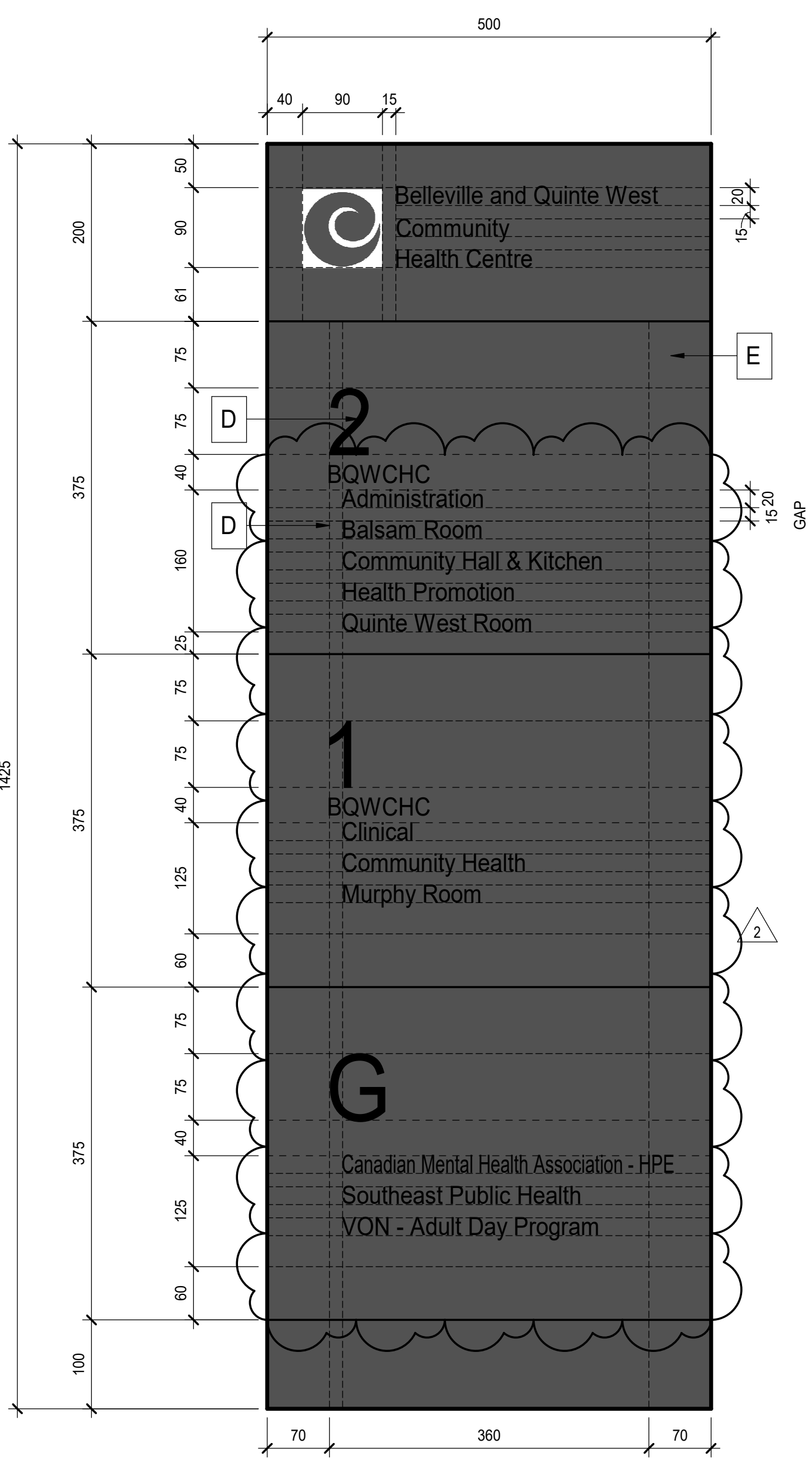
E 10mm THICK MATTE ACRYLIC, COLOUR TO MATCH BENJAMIN MOORE
TWILIGHT BLUE 2067-30
ALL EDGES AND RETURNS TO BE SMOOTHED AND PAINTED.
TO BE DETAILED BY FABRICATOR.

F 25mm SPACER ADHERED TO ACRYLIC SIGN, MOUNTED TO
SUPPORTING WALL
COLOUR TO MATCH THE SIGN
TO BE DETAILED BY FABRICATOR.



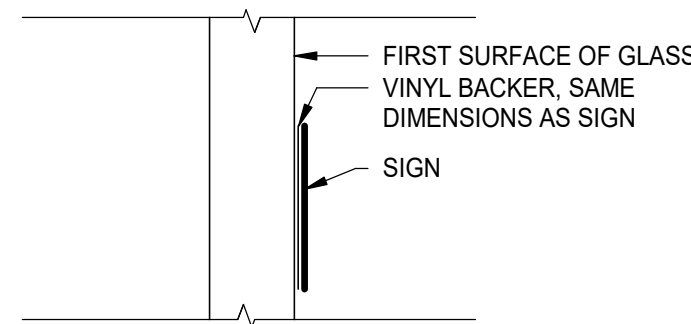
PLAN (TYP)

NOTE: CONFIRM PROGRAM DESCRIPTION TEXT PRIOR TO FABRICATION.

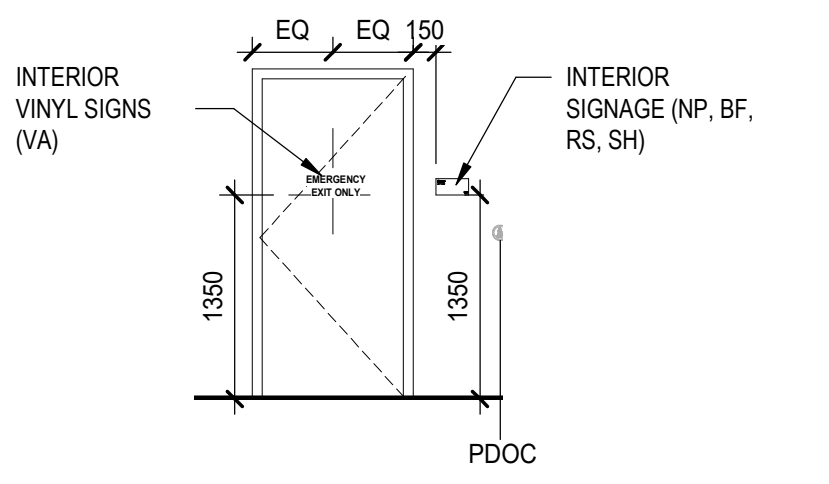


4 DI - information directory
A-1000 SCALE: 1:5

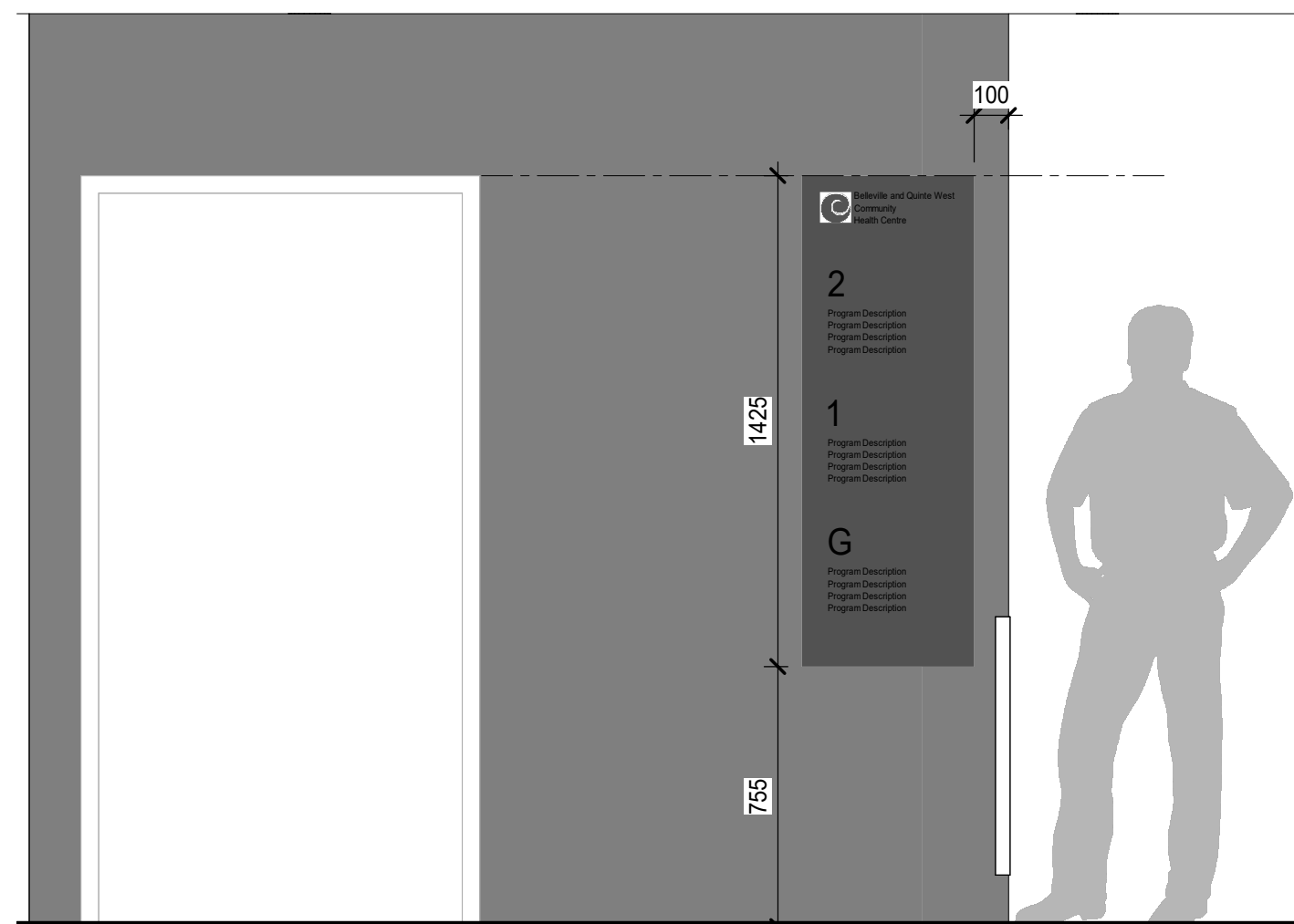
Interior Signage Schedule - Ground Level					
Sign Type	Room Number	Room Name	Construction Room Number	Qty.	Signage Text/ ID
RS	001	LAUNDRY/STORAGE	1.001	1	"Laundry/Storage"
DI	001	ELEVATOR VESTIBULE	1.000	1	
BF	003	BF W.C	1.003	1	
NP	005	OFFICE	1.005	1	"Office"
BF	006	W.C	1.006	1	
BF	007	W.C	1.007	1	
RS	009	QUIET ROOM	1.009	1	"Quiet Room"
RS	010	STORAGE	1.010	1	"Storage Room"
VA	010	STORAGE	1.010	1	"STAFF ONLY"
SH	011	TUB ROOM	1.011	1	"Shower/ Washroom"
NP	012	OFFICE/INC. NAVIGATOR	1.012	1	"Office"
ES	013	MEETING ROOM - MEDIUM	1.013	1	Frankford Room"
BF	014	BF W.C	1.014	1	
BF	015	BF W.C	1.015	1	
RS	016	COUNSELLING ROOM	1.016	1	"Counselling Room 1"
IN	021	MEETING ROOM - LARGE	1.021	1	"Maximum 59 people"
ES	021	MEETING ROOM - LARGE	1.021	1	"Hastings Room"
RS	022	STORAGE	1.022	1	"Storage Room"
RS	023	STAFF LOUNGE	1.023	1	"Coffee Bar"
VA	024	CIRCULATION	42	1	"STAFF ONLY"
RS	026	COUNSELLING ROOM	1.026	1	"Counselling Room 6"
RS	027	COUNSELLING ROOM	1.027	1	"Counselling Room 5"
RS	028	SHARED OFFICE	1.028	1	"Southeast Public Health Office"
RS	029	COUNSELLING ROOM	1.029	1	"Counselling Room 4"
NP	030	MANAGER OFFICE	1.030	1	CMHA Manager Office
RS	031	COUNSELLING ROOM	1.031	1	"Counselling Room 3"
RS	032	COUNSELLING ROOM	1.032	1	"Counselling Room 2"
RS	033	PHONE ROOM	1.033	1	"Phone Room"
BF	034	BF W.C	1.034	1	
RS	035	JANITOR	1.035	1	"Janitor"



2 SIGN MOUNTING ON GLASS
A-1000 SCALE: 1:5



3 TYP. ROOM SIGNAGE LOCATION
A-1000 SCALE: 1:50

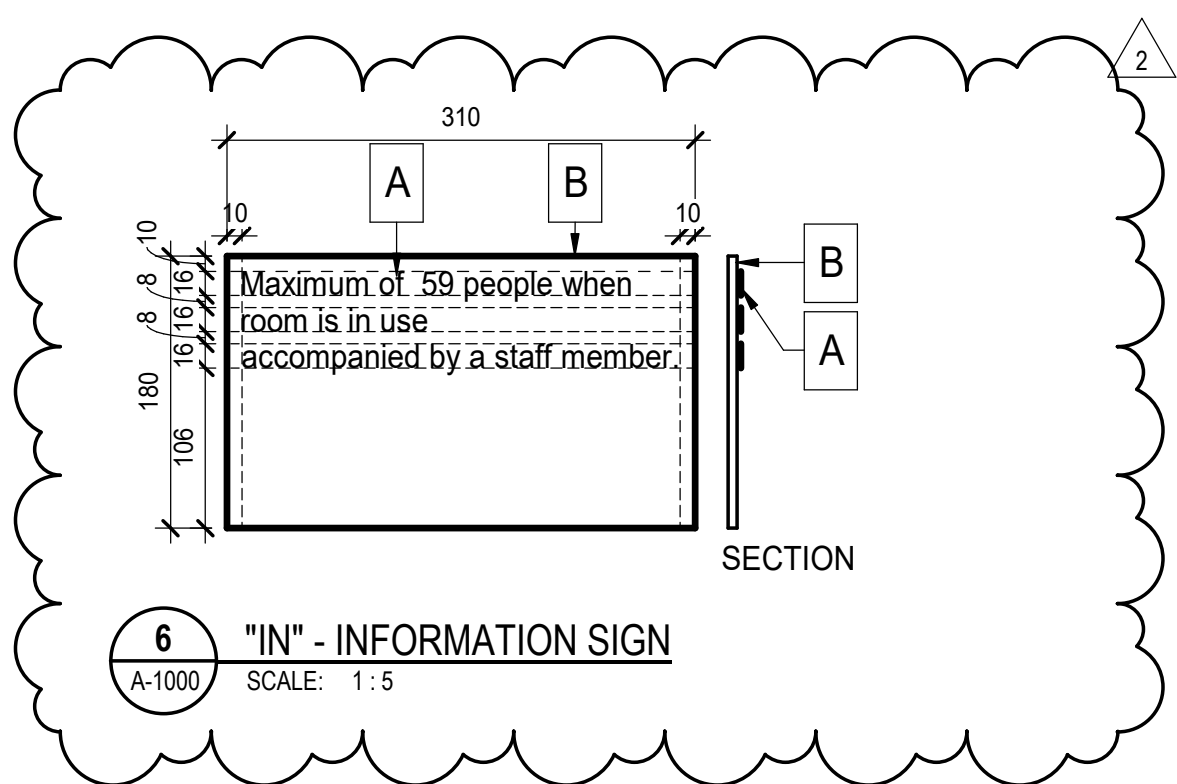


5 DI SIGN LOCATION
A-1000 SCALE: 1:20

SIGNAGE LEGEND

- NP000** ROOM NAME WITH ONE NAME PLATE
- RS000** ROOM NAME SIGN
- ST000** STAIR NAME AND LEVEL SIGN
- VA000** VINYL APPLIQUE
- DI000** ELEVATOR DIRECTORY SIGN
- SH000** SQUARE SHOWER WASHROOM SIGN
- BF000** ACCESSIBLE WASHROOM SIGN
- ES000** ROOM NAME SIGN WITH INTERCHANGABLE PAPER INSERT
- IN000** INFORMATION SIGN
- RS000** EXISTING SIGN, REMOVE & REINSTALL AS REQUIRED DURING CONSTRUCTION

NOTE: CONFIRM SIGNAGE TEXT PRIOR TO FABRICATION. SIGNAGE TO BE ROWMARK LASERMARK/ GLI PROMOTIONS.



6 "IN" - INFORMATION SIGN
A-1000 SCALE: 1:5



1 GROUND FLOOR - SIGNAGE PLAN
A-1000 SCALE: 1:100



Kasian Architecture Ontario Incorporated
85 Hanna Avenue, Suite 300
Toronto, ON Canada M8K 3S3
T 416 583 3600 F 416 583 3610
www.kasian.com

2	2026-04-21	ISSUED FOR ADDENDUM 1	
1	2026-04-07	ISSUED FOR TENDER	
REV	YYYY-MM-DD	REVISION / DRAWING ISSUE	REVIEW

CONSULTANT

PERMIT STAMP



THIS DRAWING, AS AN INSTRUMENT OF SERVICE, IS THE PROPERTY OF KASIAN ARCHITECTURE ONTARIO INCORPORATED. THE COPYRIGHT IN THE SAME BEING RESERVED TO THEM. NO REPRODUCTION IS ALLOWED WITHOUT THE PERMISSION OF KASIAN ARCHITECTURE ONTARIO INCORPORATED AND WHEN MADE MUST BEAR ITS NAME.
THIS DRAWING IS NOT TO BE SCALED. THE CONTRACTOR IS TO VERIFY DIMENSIONS AND DATA NOTED HEREIN WITH THE CONDITIONS ON SITE AND IS RESPONSIBLE FOR REPORTING ANY DISCREPANCY TO KASIAN ARCHITECTURE ONTARIO INCORPORATED FOR ADJUSTMENT.

PROJECT

BQWCHC TRENTON HUB

Trenton, Ontario, Canada

DRAWING TITLE

GROUND FLOOR SIGNAGE KEY PLAN & INFORMATION SIGN

DRAWING ISSUE

ISSUED FOR ADDENDUM 1

PROJECT NO.	PLOT DATE	2025-08-13	DRAWN	NT
250108	SCALE	As indicated	REVIEWED	JP
DRAWING NO.	A-1000		REVISION	2

GENERAL NOTES:

1. IT IS RESPONSIBILITY OF THE SIGNAGE CONTRACTOR TO ENSURE THAT ALL SIGNAGE FABRICATION, INSTALLATION, AND MOUNTING REQUIREMENTS FOLLOW ONTARIO BUILDING CODE (OBC) AND THE ACCESSIBILITY FOR ONTARIANS WITH DISABILITIES ACT (AODA).
2. SIGNAGE LOCATION PLANS ARE FOR GENERAL LOCATIONS ONLY. SITE CONDITIONS MAY DIFFER FROM NOTES AND SHOULD BE CONFIRMED ON SITE.
3. MOUNTING LOCATIONS SHOULD BE SPECIFIED BY SIGNAGE CONTRACTOR IN SHOP DRAWINGS.
4. ALL EDGES TO BE CLEANED, SMOOTHED, AND FINISHED.
5. SIGN FACES SHALL BE SHOP FINISH PAINTED BEFORE APPLICATION OF VINYL/ SCREEN GRAPHICS.
6. ROOM SIGNAGE TO BE FABRICATED BY PHOTOPOLYMER PROCESS ONLY.
7. GRAPHICS TO BE SCREENED ON FIRST SURFACE UNLESS NOTED OTHERWISE.
8. GRAPHICS ARE SUBJECT TO CHANGE PRIOR TO FABRICATION.
9. SIGNAGE CONTRACTOR IS LIABLE FOR CORRECTING ANY DEFICIENCIES OR ERRORS AFTER FINAL INSTALLATION.

GENERAL ROOM SIGNAGE INSTALLATION NOTES:

1. BOTTOM EDGE OF ALL "R SERIES" SIGN TYPES ARE TO BE MOUNTED AT 1350mm AFF
2. WHEN MOUNTING ON WALL, SIGNS ARE TO BE LOCATED ON THE LATCH SIDE OF THE DOOR WITH A LEADING VERTICAL EDGE OF 140mm FROM THE OUTSIDE EDGE OF THE DOOR FRAME.
3. ONLY IF NO WALL SPACE IS AVAILABLE TO MOUNT ON LATCH SIDE OF DOOR, MOUNT SIGN ON HINGE SIDE WITH A LEADING VERTICAL EDGE OF 150mm FROM THE OUTSIDE EDGE OF THE DOOR FRAME.
4. WHEN MOUNTING ON GLASS, 100% OPAQUE VINYL (CUT TO THE SAME DIMENSIONS OF THE SIGN AND THE SAME BACKGROUND COLOUR AS SIGN) IS TO BE PLACED ON THE FIRST SURFACE. THEN SIGN IS TO BE PLACED ON TOP IN ORDER TO CONCEAL MOUNTING MATERIAL(S). MAKE CERTAIN THE VINYL IS SMOOTHED OUT IN ORDER TO AVOID ALL BUBBLES AND CREASES. ALL MOUNTING INSTRUCTIONS ARE SAME AS ABOVE.
5. WHERE A SINGLE OR DOUBLE DOOR OPENS INTO A CORRIDOR AND CONCEALS SIGNAGE PLACEMENT, SIGN IS TO BE MOVED WHERE SPECIFIED IN SIGNAGE LOCATION PLAN WITH A LEADING EDGE OF 150mm CLEAR OF THE DOOR SWING. ALL MOUNTING INSTRUCTIONS ARE SAME AS ABOVE.
6. WHEN MOUNTING A SIGN WHERE A SINGLE DOOR DOES NOT HAVE ENOUGH SPACE TO ACCOMMODATE SIGN, MOUNT SIGN 150mm FROM EDGE OF RETURN WALL.
7. ALL SIGNS SHOULD BE ON THE WALL SURFACE WHERE INDICATED ON SIGNAGE LOCATION PLANS.
8. THESE ARE GENERAL NOTES ONLY. ADJUSTMENTS TO ABOVE INSTRUCTIONS WILL BE NOTED ON THOSE SIGNS THAT REQUIRE ALTERNATIVE MOUNTING INSTRUCTIONS.

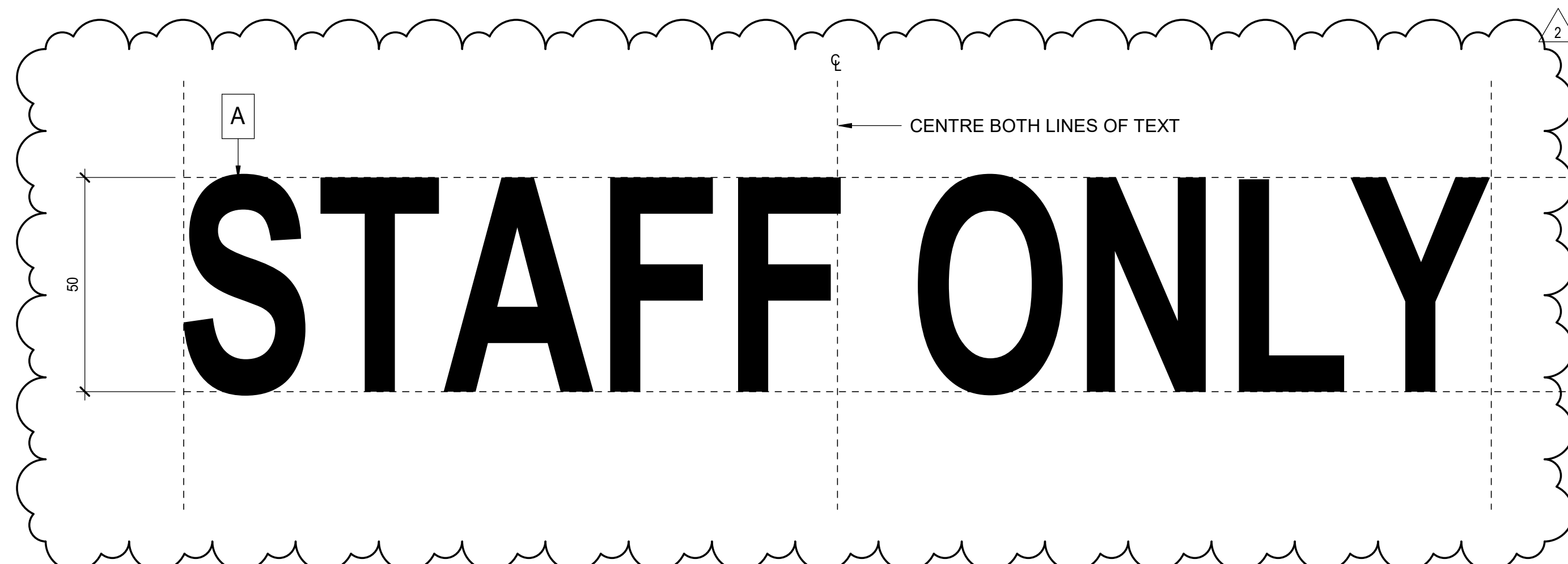
MATERIAL, COLOUR, FINISHES:

TEXT: 16mm & 12mm CAP HEIGHT; ARIAL FONT, U/LOWER CASE

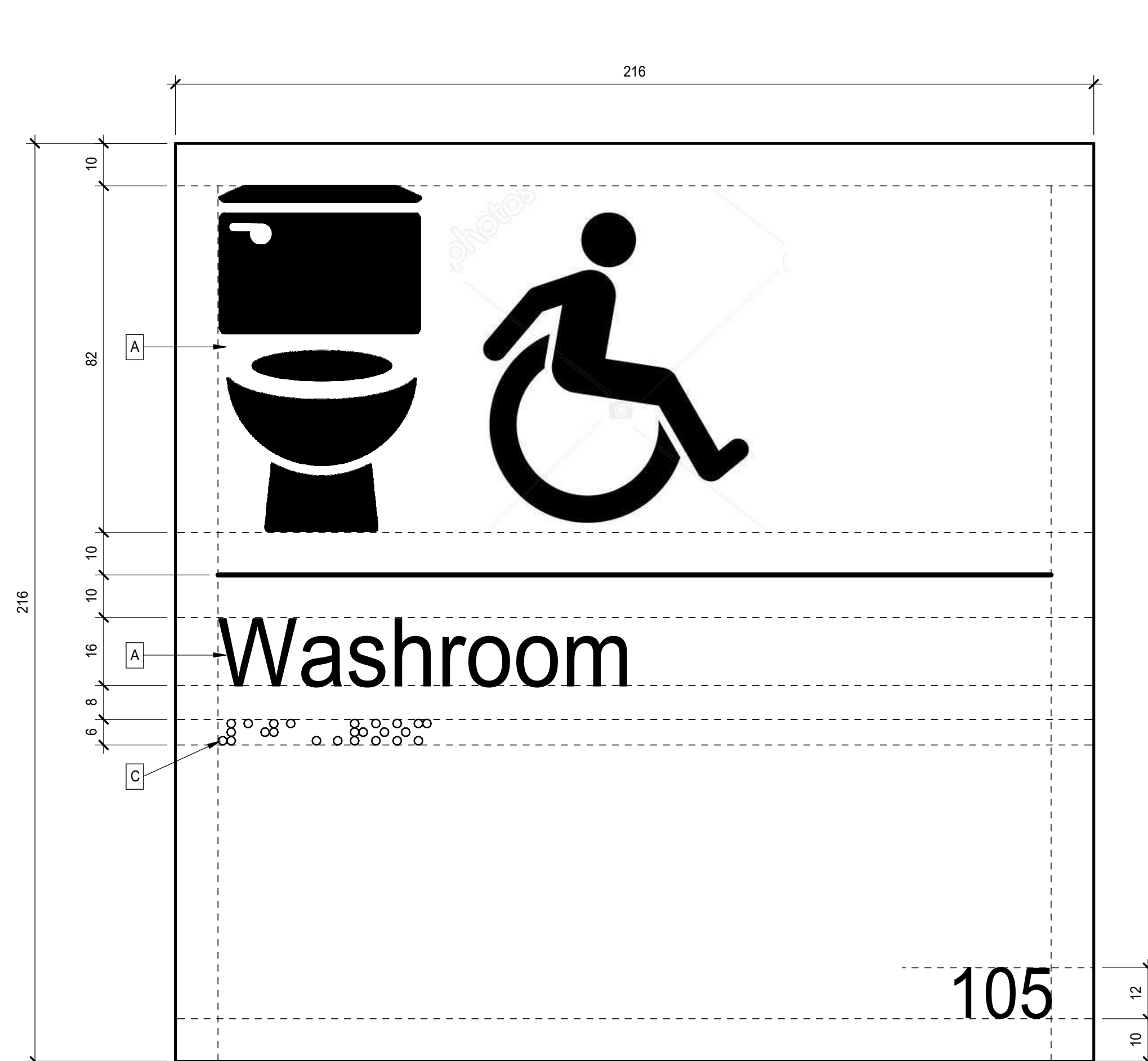
A 0.8mm RAISED TEXT, CHARACTERS OR PICTOGRAMS
COLOUR TO MATCH BENJAMIN MOOR BLACK 2132-10 OR PANTONE BLACK C.

B 6mm THICK, MATTE ACRYLIC, PHOTOPOLYMER ONLY
COLOUR TO MATCH BENJAMIN MOORE CLOUD WHITE CC-40 OR PARA PAINT MELT DOWN P5205-73.
SAND AND FINISH ALL EDGES SMOOTH
TO BE DETAILED BY FABRICATOR

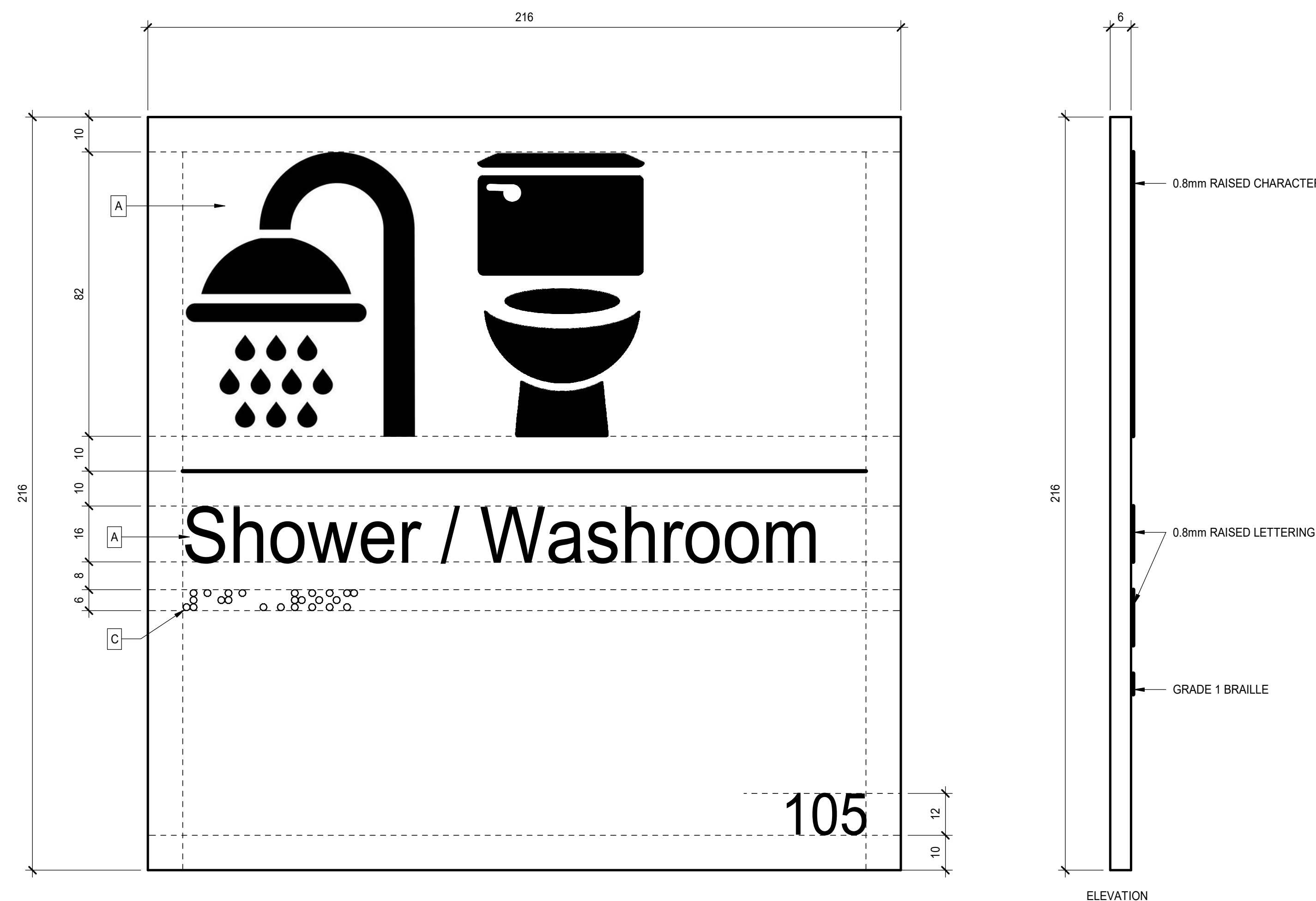
C RAISED GRADE 1 BRAILLE
COLOUR TO MATCH BACKGROUND OF SIGN



3 VA- VINYL SIGN
A-1002 SCALE: 1:1



2 "BF" - SQUARE ACCESSIBLE WASHROOM SIGN
A-1002 SCALE: 1:1




1 "SH" - SHOWER/ WASHROOM SIGN
A-1002 SCALE: 1:1

REV	YYYY-MM-DD	REVISION / DRAWING ISSUE	REVIEW
2	2026-04-21	ISSUED FOR ADDENDUM 1	
1	2026-04-07	ISSUED FOR TENDER	

CONSULTANT

PERMIT STAMP



THIS DRAWING, AS AN INSTRUMENT OF SERVICE, IS THE PROPERTY OF KASIAN ARCHITECTURE ONTARIO INCORPORATED, THE COPYRIGHT IN THE SAME BEING RESERVED TO THEM. NO REPRODUCTION IS ALLOWED WITHOUT THE PERMISSION OF KASIAN ARCHITECTURE ONTARIO INCORPORATED AND WHEN MADE MUST BEAR ITS NAME.
THIS DRAWING IS NOT TO BE SCALED. THE CONTRACTOR IS TO VERIFY DIMENSIONS AND DATA NOTED HEREIN WITH THE CONDITIONS ON SITE AND IS RESPONSIBLE FOR REPORTING ANY DISCREPANCY TO KASIAN ARCHITECTURE ONTARIO INCORPORATED FOR ADJUSTMENT.

PROJECT
BQWCHC TRENTON HUB
Trenton, Ontario, Canada

DRAWING TITLE
SIGNAGE TYPES - WASHROOMS

DRAWING ISSUE
ISSUED FOR ADDENDUM 1

PROJECT NO. 250108	PLOT DATE 2025-08-13	DRAWN NT
	SCALE 1:1	REVIEWED JP
DRAWING NO. A-1002		REVISION 2

2	2026-04-21	ISSUED FOR ADDENDUM 1		
1	2026-04-07	ISSUED FOR TENDER		
REV	YYYY-MM-DD	REVISION / DRAWING ISSUE		REVIEW

CONSULTANT

PERMIT STAMP

SEAL



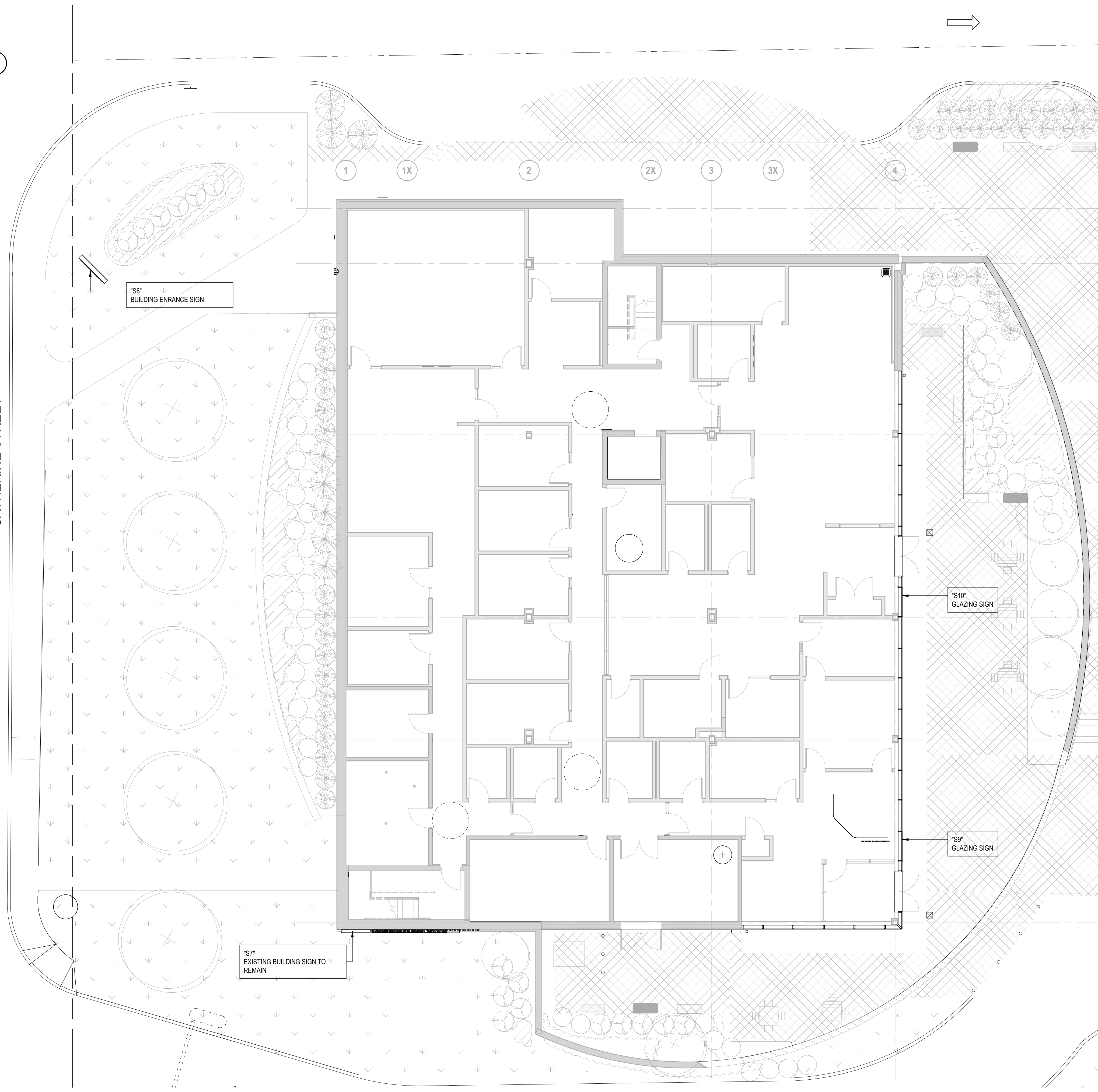
THIS DRAWING, AS AN INSTRUMENT OF SERVICE, IS THE PROPERTY OF KASIAN ARCHITECTURE ONTARIO INCORPORATED. THE COPYRIGHT IN THE SAME BEING RESERVED TO THEM. NO REPRODUCTION IS ALLOWED WITHOUT THE PERMISSION OF KASIAN ARCHITECTURE ONTARIO INCORPORATED AND WHEN MADE MUST BEAR ITS NAME.
THIS DRAWING IS NOT TO BE SCALED. THE CONTRACTOR IS TO VERIFY DIMENSIONS AND DATA NOTED HEREIN WITH THE CONDITIONS ON SITE AND IS RESPONSIBLE FOR REPORTING ANY DISCREPANCY TO KASIAN ARCHITECTURE ONTARIO INCORPORATED FOR ADJUSTMENT.

PROJECT
BQWCHC TRENTON HUB
Trenton, Ontario, Canada

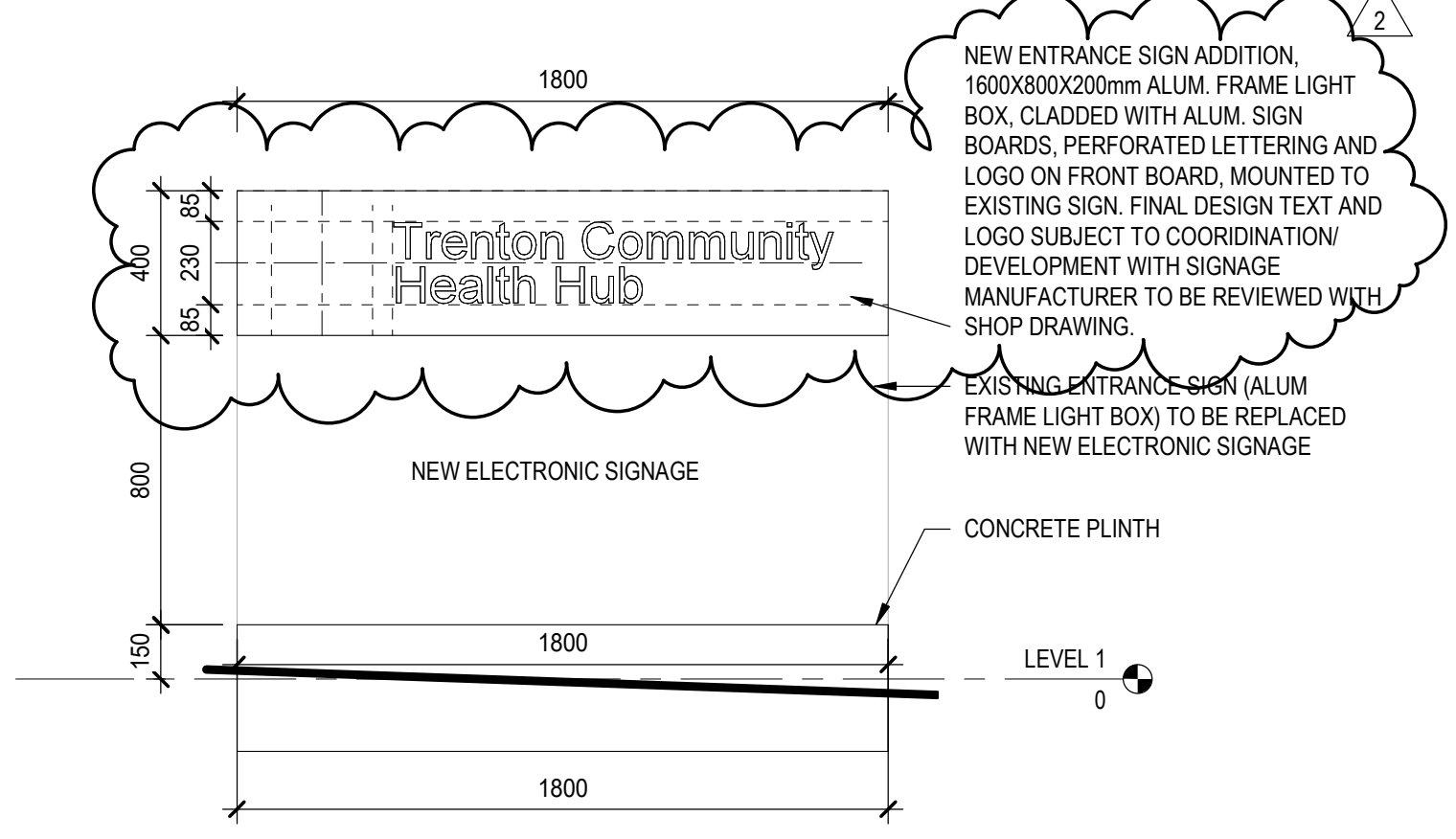
DRAWING TITLE
EXTERIOR SIGNAGE

DRAWING ISSUE
ISSUED FOR ADDENDUM 1

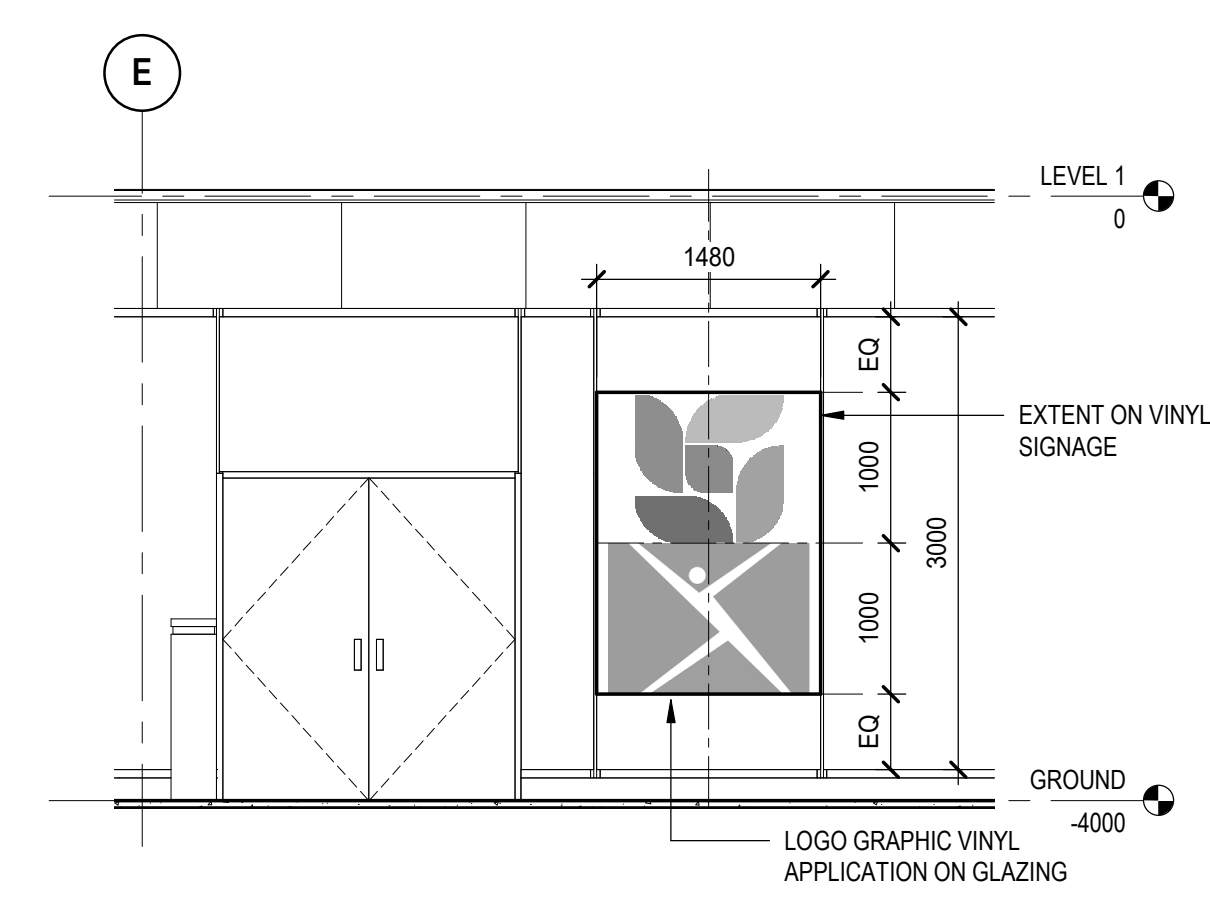
PROJECT NO.	PLOT DATE	DRAWN	NT
250108	2025-08-13		
DRAWING NO.	SCALE	REVIEWED	JP
A-1003	As indicated		
		REVISION	2



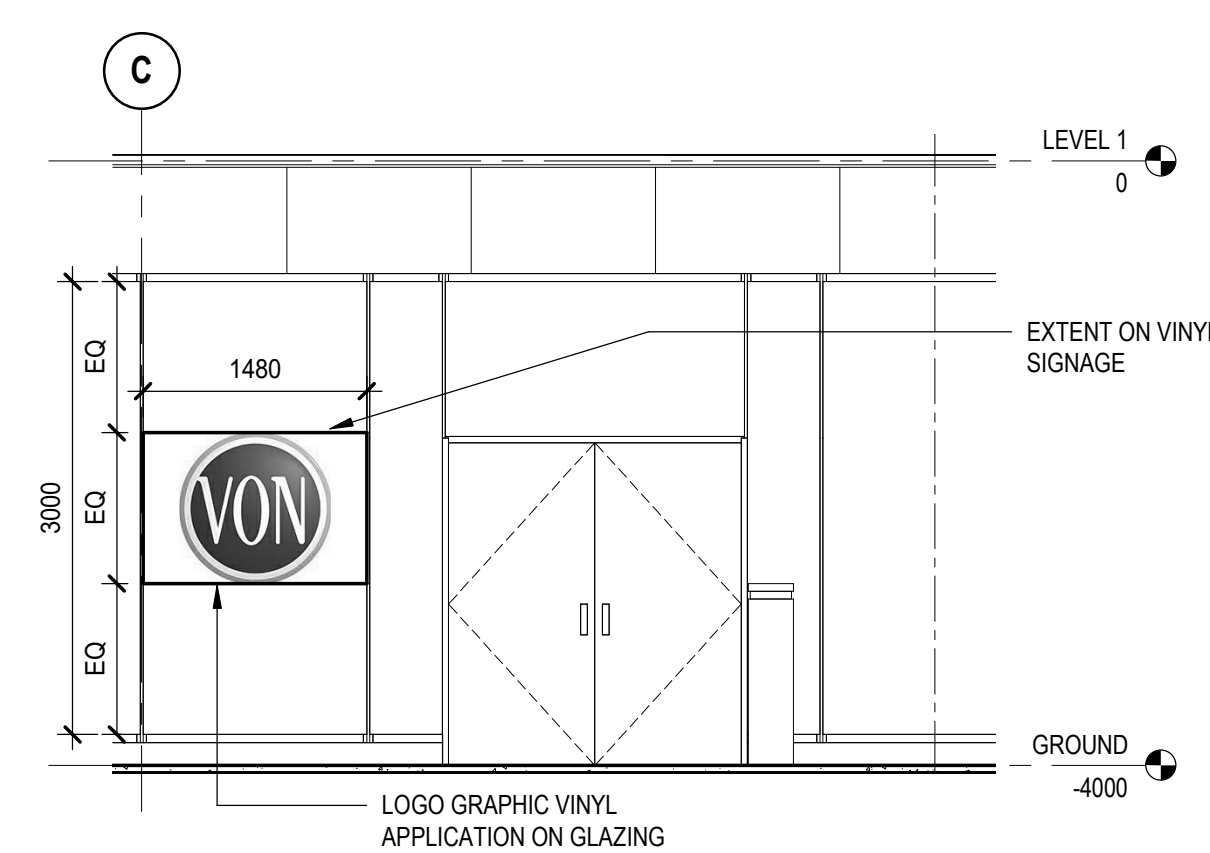
1 EXTERIOR SIGNAGE PLAN
SCALE: 1:100



2 BUILDING ENTRANCE SIGN "S6"
SCALE: 1:20



3 GLAZING LOGO SIGN "S9"
SCALE: 1:50



4 GLAZING LOGO SIGN "S10"
SCALE: 1:50

PART 1 - GENERAL

1.1. GENERAL INSTRUCTIONS

1.1.1. Read and conform to:

- 1.1.1.1. CCDC 2 – 2020, Stipulated Price Contract as amended in the Contract Documents.
- 1.1.1.2. Division 1 requirements and documents referred to therein.

1.2. SUMMARY

1.2.1. Section Includes: Provide washroom accessories including but not limited to following:

- 1.2.1.1. WA-101 – Horizontal grab bar
- 1.2.1.2. WA-102 – L-shaped grab bar
- 1.2.1.3. WA-104 – Accessible shower bench
- 1.2.1.4. WA-107 – Vertical shower grab bar
- 1.2.1.5. WA-108 – L-shaped shower grab bar
- 1.2.1.6. WA-301 – Tilted Mirror
- 1.2.1.7. WA-401 - Coat hook.

1.2.2. Products supplied by Owner to be installed under this Section:

- 1.2.2.1. Condom Dispenser.
- 1.2.2.2. WA-201 - Soap dispenser.
- 1.2.2.3. WA-203 – Sanitary napkin disposal
- 1.2.2.4. WA-205 - Paper towel dispenser unit.
- 1.2.2.5. WA-206 - Toilet paper dispenser.
- 1.2.2.6. WA-207 – Surface mounted waste receptacle
- 1.2.2.7. WA-210/ E2 - Sharps Disposal
- 1.2.2.8. E1 - Hand Sanitized Dispenser
- 1.2.2.9. E9 - Glove dispenser
- 1.2.2.10. E10 - Shampoo Dispenser
- 1.2.2.11. E35 - Lotion Dispenser

1.2.3. Related Sections: Following description of work is included for reference only and shall not be presumed complete:

- 1.2.3.1. Large sheet mirrors: Section 08 80 00 Glass and Glazing.

- 1.2.3.2. Reinforcing requirements for wall mounted accessories in gypsum board: Section 09 21 13, Gypsum Board Assemblies.
- 1.2.3.3. Mechanical requirements: Division 21, Fire Suppression, Division 22, Plumbing and Division 23, Heating, Ventilating and Air Conditioning.
- 1.2.3.4. Provision of electrical service to washroom accessories requiring power: Division 26, Electrical.

1.3. REFERENCES

1.3.1. Abbreviations and Acronyms:

- 1.3.1.1. ABS: Acrylonitrile Butadiene Styrene.
- 1.3.1.2. AODA: Accessibility for Ontarians with Disabilities Act; www.aoda.ca.
- 1.3.1.3. HEPA: High Efficiency Particulate Air.
- 1.3.1.4. PBT: Polybutylene terephthalate.

1.3.2. Reference Standards:

- 1.3.2.1. ASTM A653/A653M-18 - Standard Specification for Steel Sheet, Zinc-Coated (Galvanized) or Zinc-Iron Alloy-Coated (Galvannealed) by the Hot-Dip Process
- 1.3.2.2. ASTM A666-15 - Standard Specification for Annealed or Cold-Worked Austenitic Stainless Steel Sheet, Strip, Plate, and Flat Bar
- 1.3.2.3. ASTM B456-17 - Standard Specification for Electrodeposited Coatings of Copper Plus Nickel Plus Chromium and Nickel Plus Chromium
- 1.3.2.4. ASTM C1503-18 - Standard Specification for Silvered Flat Glass Mirror
- 1.3.2.5. CAN/CGSB-1.81-M90 - Air Drying and Baking Alkyd Primer for Vehicles and Equipment
- 1.3.2.6. CAN/CGSB-1.88-92 - Gloss Alkyd Enamel, Air Drying and Baking
- 1.3.2.7. CGSB 31-GP-107Ma - Non-inhibited Phosphoric Acid Base Metal Conditioner and Rust Remover
- 1.3.2.8. CSA W59-18 - Welded Steel Construction (Metal Arc Welding)

1.4. ADMINISTRATIVE REQUIREMENTS

- 1.4.1. Coordination: Coordinate location of washroom accessories with other work to prevent interference with clearances required for access, proper installation, adjustment, operation, cleaning and servicing of washroom accessories.

1.5. SUBMITTALS

- 1.5.1. Shop Drawings: Submit Shop Drawings for work of this Section in accordance with Section 01 30 00. Ensure Shop Drawings are in the form of catalogue cuts and fully illustrate specified materials with description of components, surface finishes, hardware and securement devices.
- 1.5.2. Samples: Submit complete samples of each accessory and modular unit to Consultant for review of construction quality, materials and finish prior to delivery of required quantities of items. Submit sample of each colour where applicable. Remove trademark and/or labels on exposed finishes prior to acceptance.

1.6. CLOSEOUT SUBMITTALS

- 1.6.1. Operational and Maintenance Data: Submit maintenance instructions in accordance with Section 01 70 00. Submit an accessories schedule, keys and parts manual as part of Project closeout documents. Submit 2 sets of following items of manufacturer's literature:
- 1.6.1.1. Technical Data Sheets of each item used for the Project.
 - 1.6.1.2. Service and Parts Manuals.
 - 1.6.1.3. Name of local representative to be contacted in the event of need of field service of consultation.

1.7. DELIVERY, STORAGE AND HANDLING

- 1.7.1. Delivery and Acceptance Requirements: Deliver materials in sealed cartons and containers with manufacturer's name and Product description clearly marked thereon.

1.8. WARRANTY

- 1.8.1. Manufacturer Warranty: Warrant mirrors for a period of 10 years against defects and/or deficiencies in accordance with General Conditions of the Contract. Promptly correct any defects or deficiencies which become apparent within warranty period, to satisfaction of Consultant and at no expense to Owner. Defects include but are not limited to; deterioration of mirror's silvering.

PART 2 - PRODUCTS

2.1. MANUFACTURERS

- 2.1.1. Manufacturer List: Products of following manufacturers are acceptable subject to conformance to requirements of Drawings, Schedules and Specifications:
- 2.1.1.1. ASI Group Canada; www.asigroup-canada.com
 - 2.1.1.2. Foundations Worldwide Inc.: www.bbkareinc.com
 - 2.1.1.3. Bobrick Washroom Equipment of Canada Ltd.; www.bobrick.com
 - 2.1.1.4. Bradley Corporation; www.bradleycorp.com
 - 2.1.1.5. Dyson Canada; www.dysoncanada.ca
 - 2.1.1.6. Frost Products Limited; www.frostproductsltd.com
 - 2.1.1.7. Koala Kare Products; www.koalabear.com
- 2.1.2. Provide Products for work of this Section by 1 manufacturer and keyed alike to extent possible.
- 2.1.3. Substitution Limitations: Comparable Products from manufacturers listed herein will be accepted provided they meet requirements of this Specification.

2.2. MATERIALS

- 2.2.1. Ensure washroom accessories are stainless steel Type 304 or Type 302, of 1 type throughout, ANSI No. 4 mechanical brushed finish, of contemporary design, with minimum material thicknesses of components as specified herein. Arrange stainless steel sheet so grain of brushed finish runs vertically in finished installation.
- 2.2.1.1. Minimum thickness, any location or component: 0.607 mm (24 ga)
 - 2.2.1.2. Hygienic accessory - exposed double pan doors and panels: 0.607 mm (24 ga)
 - 2.2.1.3. Hygienic accessory - exposed single pan doors: 1.214 mm (18 ga)
 - 2.2.1.4. Reinforcement: 1.214 mm (18 ga)

- 2.2.2. Provide washroom accessories as specified with options indicated. Model numbers may not reflect all options required.
- 2.2.3. Provide stainless steel collars to accommodate semi-recessed mounting of units whose depth exceeds wall cavity depth.
- 2.3. MANUFACTURED UNITS**
- 2.3.1. Accessible Shower Bench (WA-104): Solid phenolic folding shower seat, Type 304, 18 ga stainless steel frame with satin finish. Seat shall be able to lock in upright position when not in use.
 - 2.3.1.1. ASI Group Canada, Model No. ASI-8203-28.
 - 2.3.1.2. Bobrick, Model No. B-5193.
 - 2.3.1.3. Frost, Model No. 12977036S
- 2.3.2. Coat Hook (WA-401): satin finished stainless steel, double hook type supplied with backplates and screws:
 - 2.3.2.1. ASI Group Canada, Model No. ASI-7345-S.
 - 2.3.2.2. Bobrick, Model No. B-6727.
 - 2.3.2.3. Bradley, Model No. 9124.
 - 2.3.2.4. Frost, Model No. 1139S.
- 2.3.3. Grab Bar: Stainless steel, 32 mm (1-1/4") od, 1.519 mm (16 ga) wall thickness with peened finish, positive gripping surface and complete with standard mounting plates, flanges and accessories, 38 mm (1-1/2") standoff from wall. Mount as shown on Drawings:
 - 2.3.3.1. ASI Group Canada, Model No. ASI-3700 Series.
 - 2.3.3.2. Bobrick, Model No. B-5800 Series.
 - 2.3.3.3. Bradley, Model No. 8322 Series.
 - 2.3.3.4. Frost, Model No.1001 DP Series.

- 2.3.3.5. Grab Bar Types:
 - 2.3.3.5.1. WA-101: 600 mm (24") long (Horizontal)
 - 2.3.3.5.2. WA-102: L-shaped grab bar
 - 2.3.3.5.3. WA-103: 600 mm (24") long (Vertical)
 - 2.3.3.5.4. WA-107: Shower Grab bar (Vertical)
 - 2.3.3.5.5. WA-108: L-shaped shower grab bar
- 2.3.4. Hand Sanitized Dispenser (E1): supplied by Owner for installation under this Section.
- 2.3.5. Tilted Mirror (WA-301): basis of design Bobrick B-293 24"x36"
- 2.3.6. Paper Towel Dispenser Unit (WA-205): supplied by Owner for installation under this Section:
- 2.3.7. Paper Towel Disposal Units: (WA-207) supplied by Owner for installation under this Section.
- 2.3.8. Soap Dispensers (WA-201): supplied by Owner for installation under this Section:
- 2.3.9. Sanitary Napkin Disposal (WA-203): supplied by Owner for installation under this Section.
- 2.3.10. Sharps Disposal (WA-210/ E2): supplied by Owner for installation under this Section.
- 2.3.11. Stainless Steel Shelf (WA-402): 18 gauge type 304 stainless steel with a satin finish, Bobrick B-295x16.
- 2.3.12. Toilet Paper Dispenser (WA-206): supplied by Owner for installation under this Section.
- 2.3.13. Glove Dispenser (E9): supplied by Owner for installation under this Section.
- 2.3.14. Shampoo Dispenser (E10): supplied by Owner for installation under this Section.
- 2.3.15. Lotion Dispenser (E35): supplied by Owner for installation under this Section.
- 2.3.16. Fabrication:
 - 2.3.16.1. Fabricate accessories true, square, rigid, free from distortion and from defects detrimental to appearance and performance. Assemble sheet metal accessories by welding in accordance with CSA W59. Conceal welds, or grind smooth such as to be undetectable in finished work. Unless approved by Owner, ensure assembly fastenings, hardware fixings and mounting or installation devices are concealed in finished work.
 - 2.3.16.2. Use non-corrosive metal fasteners of expansion type, toggle type or other approved type of positive, mechanical anchor as required to suit construction to which accessory is to be mounted. Ensure exposed fasteners, where permitted, are finished to match adjacent accessory surface and countersunk. Where accessories are mounted to sheet metal, provide a 3 mm (1/8") thick minimum full-size metal back-up plate drilled and tapped to receive machine screws and finished to match adjacent sheet metal surface.
 - 2.3.16.3. Ensure frameless accessories have 1 piece fronts with 90 degree formed returns at their edges and openings. Ensure returns are continuously welded and ground smooth at corners. Where accessory fronts are framed, ensure frame edges, both inside and outside, have 90 degree formed returns continuously welded and ground smooth at corners. Ensure doors also have 90 degree formed returns.

- 2.3.16.4. Use concealed stainless steel piano hinges which extend full-length of hinged element. Ensure hinged elements have concealed, mechanically-retained, rubber bumpers for silent closing, and close flush with faces of fronts or frames. Locate hinges to afford easy and unobstructed access to interiors taking into consideration location of accessory relative to surrounding and adjacent items and finishes.
- 2.3.16.5. Ensure portions of sheet metal accessory interiors visible in completed work are stainless steel. Ensure changes in plane are formed or continuously welded and ground smooth. Ensure sheet metal accessory parts concealed in finished installation are galvanized or stainless sheet steel. Ensure edges of sheet metal accessible by users or maintenance personnel are hemmed for safety with no sharp edges.
- 2.3.16.6. Ensure lettering or pressure sensitive international symbols on accessories is silk screened with durable paint to withstand wear, or is engraved or embossed. Size, location and type face of lettering is subject to approval. Ensure edges of letters are straight and sharp.

PART 3 - EXECUTION

3.1. EXAMINATION

- 3.1.1. Verification of Conditions:
 - 3.1.1.1. Verify actual site dimensions and location of adjacent materials prior to commencing work. Notify Consultant in writing of any conditions which would be detrimental to the installation.
 - 3.1.1.2. Verify gypsum board walls have been reinforced in accordance with Section 09 21 16 for wall mounted accessories.
- 3.1.2. Evaluation and Assessment: Commencement of work implies acceptance of previously completed work.

3.2. INSTALLATION

- 3.2.1. Provide necessary wall reinforcement for grab bars and towel bars as detailed for 227 kg (500 lbs) downward pull.
- 3.2.2. Install washroom accessories in accordance with manufacturer's printed installation instructions.
- 3.2.3. Provide fastenings and mounting kits for washroom accessories.
- 3.2.4. Verify wall opening for correct dimensions, plumbness of blocking or frames and other preparation that would affect installation of washroom accessories.
- 3.2.5. Verify spacing of plumbing fixtures and toilet partitions that affect installation of washroom accessories.
- 3.2.6. Securely fasten accessories, level and plumb using appropriate fastenings as recommended by manufacturer.
- 3.2.7. Provide corrosion resistant fastenings. Where fasteners are exposed, use tamper-proof fasteners finished to match items secured.
- 3.2.8. Locate washroom accessories where indicated on Drawings and where directed by Consultant. Obtain Consultant's acceptance of exact locations.
- 3.2.9. Provide manufacturer's recommended anchoring systems.
- 3.2.10. Fit flanges of accessories snug to wall surfaces.

3.3. SITE QUALITY CONTROL

- 3.3.1. Non-Conforming Work: Replace damaged work which cannot be satisfactorily repaired, restored or cleaned, to satisfaction of Consultant at no cost to Owner.

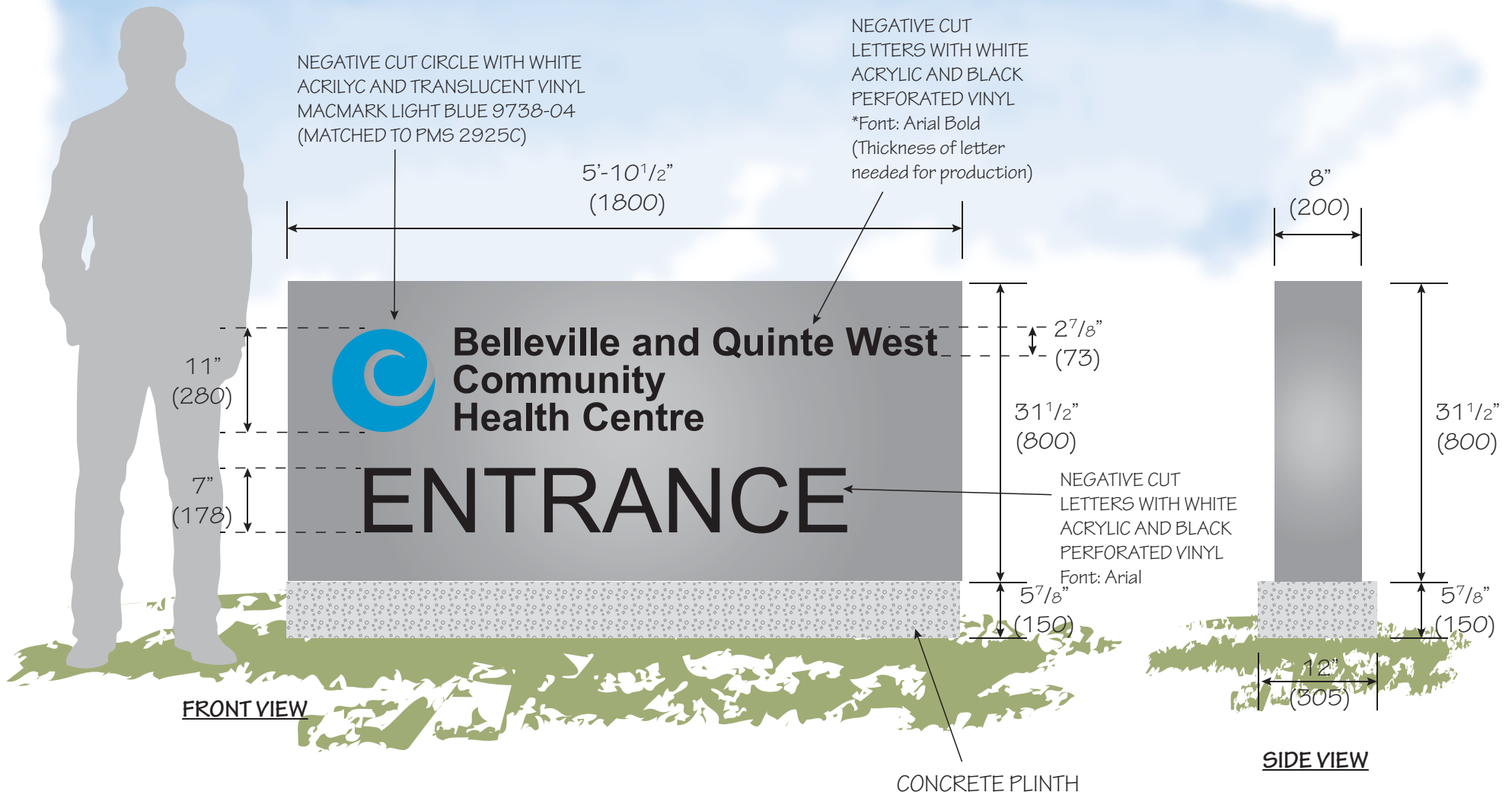
3.4. ADJUSTING

- 3.4.1. Test mechanisms, hinges, locks and latches.
- 3.4.2. Adjust and lubricate to ensure washroom accessories are in perfect working order.

3.5. CLEANING

- 3.5.1. Clean and polish mirrors, aluminum and stainless steel surfaces.
- 3.5.2. Remove protective coatings and paper including adhesives.

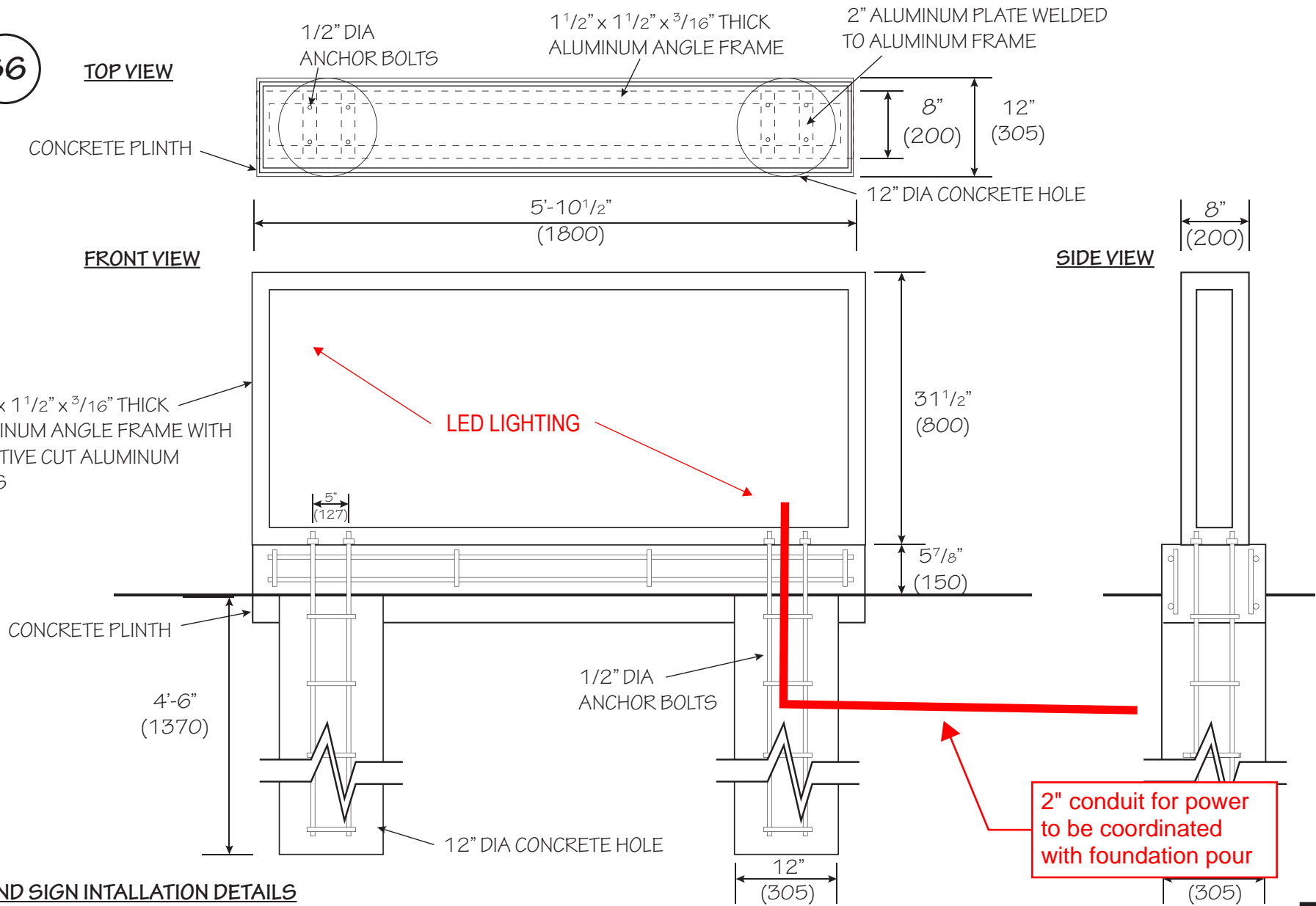
END OF SECTION



INTERNALLY ILLUMINATED GROUND SIGN (ONE-SIDED)

EVEREST SIGNS	CLIENT	LOCATION	PROJECT	FILE NAME	ORIGINAL DATE	SIGNATURE
	Harbridge & Cross Limited	161 Bridge St W, Belleville, ON K8P 1K2	Belleville and Quinte West Community Health Care	Harbridge&CrossLimited_BQWCHC_V2_20210112	Dec 09, 2020	APPROVED AS PER LAYOUT ABOVE. EVEREST SIGNS WILL NOT PROCEED WITH PRODUCTION WITHOUT YOUR SIGNATURE
					REVISION DATE	
					Jan 12, 2021	
SALES - SG DRAWN BY ABBI SCALE - NOT TO SCALE						

56



GROUND SIGN INTALLATION DETAILS

PAGE 2 of 8

EVEREST SIGNS	CLIENT	LOCATION	PROJECT	FILE NAME	ORIGINAL DATE	SIGNATURE	
	Harbridge & Cross Limited	161 Bridge St W, Belleville, ON K8P 1K2	Belleville and Quinte West Community Health Care	Harbridge&CrossLimited_BQWCHC_V2_20210112	Dec 09, 2020		
						REVISION DATE	
					Jan 12, 2021		
SALES - SG DRAWN BY ABBI SCALE - NOT TO SCALE						APPROVED AS PER LAYOUT ABOVE. EVEREST SIGNS WILL NOT PROCEED WITH PRODUCTION WITHOUT YOUR SIGNATURE	