


















Town of Brevard Business - Zoning Overlay				
1. PARKING STALL REQUIREMENTS		REQUIRED	PROVIDED	SECTION
		2700sqm ± x 50m	2700sqm ± x 50m	
	THREE DIFFERENT TYPES OF PARKING STALLS			
	BARRIER FREE PARKING STALLS	8000 ± 500 12000 ± 500 15000 ± 500 20000 ± 500 25000 ± 500 30000 ± 500 35000 ± 500 40000 ± 500 45000 ± 500 50000 ± 500 55000 ± 500 60000 ± 500 65000 ± 500 70000 ± 500 75000 ± 500 80000 ± 500 85000 ± 500 90000 ± 500 95000 ± 500 100000 ± 500 105000 ± 500 110000 ± 500 115000 ± 500 120000 ± 500 125000 ± 500 130000 ± 500 135000 ± 500 140000 ± 500 145000 ± 500 150000 ± 500 155000 ± 500 160000 ± 500 165000 ± 500 170000 ± 500 175000 ± 500 180000 ± 500 185000 ± 500 190000 ± 500 195000 ± 500 200000 ± 500 205000 ± 500 210000 ± 500 215000 ± 500 220000 ± 500 225000 ± 500 230000 ± 500 235000 ± 500 240000 ± 500 245000 ± 500 250000 ± 500 255000 ± 500 260000 ± 500 265000 ± 500 270000 ± 500 275000 ± 500 280000 ± 500 285000 ± 500 290000 ± 500 295000 ± 500 300000 ± 500 305000 ± 500 310000 ± 500 315000 ± 500 320000 ± 500 325000 ± 500 330000 ± 500 335000 ± 500 340000 ± 500 345000 ± 500 350000 ± 500 355000 ± 500 360000 ± 500 365000 ± 500 370000 ± 500 375000 ± 500 380000 ± 500 385000 ± 500 390000 ± 500 395000 ± 500 400000 ± 500 405000 ± 500 410000 ± 500 415000 ± 500 420000 ± 500 425000 ± 500 430000 ± 500 435000 ± 500 440000 ± 500 445000 ± 500 450000 ± 500 455000 ± 500 460000 ± 500 465000 ± 500 470000 ± 500 475000 ± 500 480000 ± 500 485000 ± 500 490000 ± 500 495000 ± 500 500000 ± 500 505000 ± 500 510000 ± 500 515000 ± 500 520000 ± 500 525000 ± 500 530000 ± 500 535000 ± 500 540000 ± 500 545000 ± 500 550000 ± 500 555000 ± 500 560000 ± 500 565000 ± 500 570000 ± 500 575000 ± 500 580000 ± 500 585000 ± 500 590000 ± 500 595000 ± 500 600000 ± 500 605000 ± 500 610000 ± 500 615000 ± 500 620000 ± 500 625000 ± 500 630000 ± 500 635000 ± 500 640000 ± 500 645000 ± 500 650000 ± 500 655000 ± 500 660000 ± 500 665000 ± 500 670000 ± 500 675000 ± 500 680000 ± 500 685000 ± 500 690000 ± 500 695000 ± 500 700000 ± 500 705000 ± 500 710000 ± 500 715000 ± 500 720000 ± 500 725000 ± 500 730000 ± 500 735000 ± 500 740000 ± 500 745000 ± 500 750000 ± 500 755000 ± 500 760000 ± 500 765000 ± 500 770000 ± 500 775000 ± 500 780000 ± 500 785000 ± 500 790000 ± 500 795000 ± 500 800000 ± 500 805000 ± 500 810000 ± 500 815000 ± 500 820000 ± 500 825000 ± 500 830000 ± 500 835000 ± 500 840000 ± 500 845000 ± 500 850000 ± 500 855000 ± 500 860000 ± 500 865000 ± 500 870000 ± 500 875000 ± 500 880000 ± 500 885000 ± 500 890000 ± 500 895000 ± 500 900000 ± 500 905000 ± 500 910000 ± 500 915000 ± 500 920000 ± 500 925000 ± 500 930000 ± 500 935000 ± 500 940000 ± 500 945000 ± 500 950000 ± 500 955000 ± 500 960000 ± 500 965000 ± 500 970000 ± 500 975000 ± 500 980000 ± 500 985000 ± 500 990000 ± 500 995000 ± 500 1000000 ± 500 1005000 ± 500 1010000 ± 500 1015000 ± 500 1020000 ± 500 1025000 ± 500 1030000 ± 500 1035000 ± 500 1040000 ± 500 1045000 ± 500 1050000 ± 500 1055000 ± 500 1060000 ± 500 1065000 ± 500 1070000 ± 500 1075000 ± 500 1080000 ± 500 1085000 ± 500 1090000 ± 500 1095000 ± 500 1100000 ± 500 1105000 ± 500 1110000 ± 500 1115000 ± 500 1120000 ± 500 1125000 ± 500 1130000 ± 500 1135000 ± 500 1140000 ± 500 1145000 ± 500 1150000 ± 500 1155000 ± 500 1160000 ± 500 1165000 ± 500 1170000 ± 500 1175000 ± 500 1180000 ± 500 1185000 ± 500 1190000 ± 500 1195000 ± 500 1200000 ± 500 1205000 ± 500 1210000 ± 500 1215000 ± 500 1220000 ± 500 1225000 ± 500 1230000 ± 500 1235000 ± 500 1240000 ± 500 1245000 ± 500 1250000 ± 500 1255000 ± 500 1260000 ± 500 1265000 ± 500 1270000 ± 500 1275000 ± 500 1280000 ± 500 1285000 ± 500 1290000 ± 500 1295000 ± 500 1300000 ± 500 1305000 ± 500 1310000 ± 500 1315000 ± 500 1320000 ± 500 1325000 ± 500 1330000 ± 500 1335000 ± 500 1340000 ± 500 1345000 ± 500 1350000 ± 500 1355000 ± 500 1360000 ± 500 1365000 ± 500 1370000 ± 500 1375000 ± 500 1380000 ± 500 1385000 ± 500 1390000 ± 500 1395000 ± 500 1400000 ± 500 1405000 ± 500 1410000 ± 500 1415000 ± 500 1420000 ± 500 1425000 ± 500 1430000 ± 500 1435000 ± 500 1440000 ± 500 1445000 ± 500 1450000 ± 500 1455000 ± 500 1460000 ± 500 1465000 ± 500 1470000 ± 500 1475000 ± 500 1480000 ± 500 1485000 ± 500 1490000 ± 500 1495000 ± 500 1500000 ± 500 1505000 ± 500 1510000 ± 500 1515000 ± 500 1520000 ± 500 1525000 ± 500 1530000 ± 500 1535000 ± 500 1540000 ± 500 1545000 ± 500 1550000 ± 500 1555000 ± 500 1560000 ± 500 1565000 ± 500 1570000 ± 500 1575000 ± 500 1580000 ± 500 1585000 ± 500 1590000 ± 500 1595000 ± 500 1600000 ± 500 1605000 ± 500 1610000 ± 500 1615000 ± 500 1620000 ± 500 1625000 ± 500 1630000 ± 500 1635000 ± 500 1640000 ± 500 1645000 ± 500 1650000 ± 500 1655000 ± 500 1660000 ± 500 1665000 ± 500 1670000 ± 500 1675000 ± 500 1680000 ± 500 1685000 ± 500 1690000 ± 500 1695000 ± 500 1700000 ± 500 1705000 ± 500 1710000 ± 500 1715000 ± 500 1720000 ± 500 1725000 ± 500 1730000 ± 500 1735000 ± 500 1740000 ± 500 1745000 ± 500 1750000 ± 500 1755000 ± 500 1760000 ± 500 1765000 ± 500 1770000 ± 500 1775000 ± 500 1780000 ± 500 1785000 ± 500 1790000 ± 500 1795000 ± 500 1800000 ± 500 1805000 ± 500 1810000 ± 500 1815000 ± 500 1820000 ± 500 1825000 ± 500 1830000 ± 500 1835000 ± 500 1840000 ± 500 1845000 ± 500 1850000 ± 500 1855000 ± 500 1860000 ± 500 1865000 ± 500 1870000 ± 500 1875000 ± 500 1880000 ± 500 1885000 ± 500 1890000 ± 500 1895000 ± 500 1900000 ± 500 1905000 ± 500 1910000 ± 500 1915000 ± 500 1920000 ± 500 1925000 ± 500 1930000 ± 500 1935000 ± 500 1940000 ± 500 1945000 ± 500 1950000 ± 500 1955000 ± 500 1960000 ± 500 1965000 ± 500 1970000 ± 500 1975000 ± 500 1980000 ± 500 1985000 ± 500 1990000 ± 500 1995000 ± 500 2000000 ± 500 2005000 ± 500 2010000 ± 500 2015000 ± 500 2020000 ± 500 2025000 ± 500 2030000 ± 500 2035000 ± 500 2040000 ± 500 2045000 ± 500 2050000 ± 500 2055000 ± 500 2060000 ± 500 2065000 ± 500 2070000 ± 500 2075000 ± 500 2080000 ± 500 2085000 ± 500 2090000 ± 500 2095000 ± 500 2100000 ± 500 2105000 ± 500 2110000 ± 500 2115000 ± 500 2120000 ± 500 2125000 ± 500 2130000 ± 500 2135000 ± 500 2140000 ± 500 2145000 ± 500 2150000 ± 500 2155000 ± 500 2160000 ± 500 2165000 ± 500 2170000 ± 500 2175000 ± 500 2180000 ± 500 2185000 ± 500 2190000 ± 500 2195000 ± 500 2200000 ± 500 2205000 ± 500 2210000 ± 500 2215000 ± 500 2220000 ± 500 2225000 ± 500 2230000 ± 500 2235000 ± 500 2240000 ± 500 2245000 ± 500 2250000 ± 500 2255000 ± 500 2260000 ± 500 2265000 ± 500 2270000 ± 500 2275000 ± 500 2280000 ± 500 2285000 ± 500 2290000 ± 500 2295000 ± 500 2300000 ± 500 2305000 ± 500 2310000 ± 500 2315000 ± 500 2320000 ± 500 2325000 ± 500 2330000 ± 500 2335000 ± 500 2340000 ± 500 2345000 ± 500 2350000 ± 500 2355000 ± 500 2360000 ± 500 2365000 ± 500 2370000 ± 500 2375000 ± 500 2380000 ± 500 2385000 ± 500 2390000 ± 500 2395000 ± 500 2400000 ± 500 2405000 ± 500 2410000 ± 500 2415000 ± 500 2420000 ± 500 2425000 ± 500 2430000 ± 500 2435000 ± 500 2440000 ± 500 2445000 ± 500 2450000 ± 500 2455000 ± 500 2460000 ± 500 2465000 ± 500 2470000 ± 500 2475000 ± 500 2480000 ± 500 2485000 ± 500 2490000 ± 500 2495000 ± 500 2500000 ± 500 2505000 ± 500 2510000 ± 500 2515000 ± 500 2520000 ± 500 2525000 ± 500 2530000 ± 500 2535000 ± 500 2540000 ± 500 2545000 ± 500 2550000 ± 500 2555000 ± 500 2560000 ± 500 2565000 ± 500 2570000 ± 500 2575000 ± 500 2580000 ± 500 2585000 ± 500 2590000 ± 500 2595000 ± 500 2600000 ± 500 2605000 ± 500 2610000 ± 500 2615000 ± 500 2620000 ± 500 2625000 ± 500 2630000 ± 500 2635000 ± 500 2640000 ± 500 2645000 ± 500 2650000 ± 500 2655000 ± 500 2660000 ± 500 2665000 ± 500 2670000 ± 500 2675000 ± 500 2680000 ± 500 2685000 ± 500 2690000 ± 500 2695000 ± 500 2700000 ± 500 2705000 ± 500 2710000 ± 500 2715000 ± 500 2720000 ± 500 2725000 ± 500 2730000 ± 500 2735000 ± 500 2740000 ± 500 2745000 ± 500 2750000 ± 500 2755000 ± 500 2760000 ± 500 2765000 ± 500 2770000 ± 500 2775000 ± 500 2780000 ± 500 2785000 ± 500 2790000 ± 500 2795000 ± 500 2800000 ± 500 2805000 ± 500 2810000 ± 500 2815000 ± 500 2820000 ± 500 2825000 ± 500 2830000 ± 500 2835000 ± 500 2840000 ± 500 2845000 ± 500 2850000 ± 500 2855000 ± 500 2860000 ± 500 2865000 ± 500 2870000 ± 500 2875000 ± 500 2880000 ± 500 2885000 ± 500 2890000 ± 500 2895000 ± 500 2900000 ± 500 2905000 ± 500 2910000 ± 500 2915000 ± 500 2920000 ± 500 2925000 ± 500 2930000 ± 500 2935000 ± 500 2940000 ± 500 2945000 ± 500 2950000 ± 500 2955000 ± 500 2960000 ± 500 2965000 ± 500 2970000 ± 500 2975000 ± 500 2980000 ± 500 2985000 ± 500 2990000 ± 500 2995000 ± 500 3000000 ± 500 3005000 ± 500 3010000 ± 500 3015000 ± 500 3020000 ± 500 3025000 ± 500 3030000 ± 500 3035000 ± 500 3040000 ± 500 3045000 ± 500 3050000 ± 500 3055000 ± 500 3060000 ± 500 3065000 ± 500 3070000 ± 500 3075000 ± 500 3080000 ± 500 3085000 ± 500 3090000 ± 500 3095000 ± 500 3100000 ± 500 3105000 ± 500 3110000 ± 500 3115000 ± 500 3120000 ± 500 3125000 ± 500 3130000 ± 500 3135000 ± 500 3140000 ± 500 3145000 ± 500 3150000 ± 500 3155000 ± 500 3160000 ± 500 3165000 ± 500 3170000 ± 500 3175000 ± 500 3180000 ± 500 3185000 ± 500 3190000 ± 500 3195000 ± 500 3200000 ± 500 3205000 ± 500 3210000 ± 500 3215000 ± 500 3220000 ± 500 3225000 ± 500 3230000 ± 500 3235000 ± 500 3240000 ± 500 3245000 ± 500 3250000 ± 500 3255000 ± 500 3260000 ± 500 3265000 ± 500 3270000 ± 500 3275000 ± 500 3280000 ± 500 3285000 ± 500 3290000 ± 500 3295000 ± 500 3300000 ± 500 3305000 ± 500 3310000 ± 500 3315000 ± 500 3320000 ± 500 3325000 ± 500 3330000 ± 500 3335000 ± 500 3340000 ± 500 3345000 ± 500 3350000 ± 500 3355000 ± 500 3360000 ± 500 3365000 ± 500 3370000 ± 500 3375000 ± 500 3380000 ± 500 3385000 ± 500 3390000 ± 500 3395000 ± 500 3400000 ± 500 3405000 ± 500 3410000 ± 500 3415000 ± 500 3420000 ± 500 3425000 ± 500 3430000 ± 500 3435000 ± 500 3440000 ± 500 3445000 ± 500 3450000 ± 500 3455000 ± 500 3460000 ± 500 3465000 ± 500 3470000 ± 500 3475000 ± 500 3480000 ± 500 3485000 ± 500 3490000 ± 500 3495000 ± 500 3500000 ± 500 3505000 ± 500 3510000 ± 500 3515000 ± 500 3520000 ± 500 3525000 ± 500 3530000 ± 500 3535000 ± 500 3540000 ± 500 3545000 ± 500 3550000 ± 500 3555000 ± 500 3560000 ± 500 3565000 ± 500 3570000 ± 500 3575000 ± 500 3580000 ± 500 3585000 ± 500 3590000 ± 500 3595000 ± 500 3600000 ± 500 3605000 ± 500 3610000 ± 500 3615000 ± 500 3620000 ± 500 3625000 ± 500 3630000 ± 500 3635000 ± 500 3640000 ± 500 3645000 ± 500 3650000 ± 500 3655000 ± 500 3660000 ± 500 3665000 ± 500 3670000 ± 500 3675000 ± 500 3680000 ± 500 3685000 ± 500 3690000 ± 500 3695000 ± 500 3700000 ± 500 3705000 ± 500 3710000 ± 500 3715000 ± 500 3720000 ± 500 3725000 ± 500 3730000 ± 500 3735000 ± 500 3740000 ± 500 3745000 ± 500 3750000 ± 500 3755000 ± 500 3760000 ± 500 3765000 ± 500 3770000 ± 500 3775000 ± 500 3780000 ± 500 3785000 ± 500 3790000 ± 500 3795000 ± 500 3800000 ± 500 3805000 ± 500 3810000 ± 500 3815000 ± 500 3820000 ± 500 3825000 ± 500 3830000 ± 500 3835000 ± 500 3840000 ± 500 3845000 ± 500 3850000 ± 500 3855000 ± 500 3860000 ± 500 3865000 ± 500 3870000 ± 500 3875000 ± 500 3880000 ± 500 3885000 ± 500 3890000 ± 500 3895000 ± 500 3900000 ± 500 3905000 ± 500 3910000 ± 500 3915000 ± 500 3920000 ± 500 3925000 ± 500 3930000 ± 500 3935000 ± 500 3940000 ± 500 3945000 ± 500 3950000 ± 500 3955000 ± 500 3960000 ± 500 3965000 ± 500 3970000 ± 500 3975000 ± 500 3980000 ± 500 3985000 ± 500 3990000 ± 500 3995000 ± 500 4000000 ± 500 4005000 ± 500 4010000 ± 500 4015000 ± 500 4020000 ± 500 4025000 ± 500 4030000 ± 500 4035000 ± 500 4040000 ± 500 4045000 ± 500 4050000 ± 500 4055000 ± 500 4060000 ± 500 4065000 ± 500 4070000 ± 500 4075000 ± 500 4080000 ± 500 4085000 ± 500 4090000 ± 500 4095000 ± 500 4100000 ± 500 4105000 ± 500 4110000 ± 500 4115000 ± 500 4120000 ± 500 4125000 ± 500 4130000 ± 500 4135000 ± 500 4140000 ± 500 4145000 ± 500 4150000 ± 500 4155000 ± 500 4160000 ± 500 4165000 ± 500 4170000 ± 500 4175000 ± 500 4180000 ± 500 4185000 ± 500 4190000 ± 500 4195000 ± 500 4200000 ± 500 4205000 ± 500 4210000 ± 500 4215000 ± 500 4220000 ± 500 4225000 ± 500 4230000 ± 500 4235000 ± 500 4240000 ± 500 4245000 ± 500 4250000 ± 500 4255000 ± 500 4260000 ± 500 4265000 ± 500 4270000 ± 500 4275000 ± 500 4280000 ± 500 4285000 ± 500 4290000 ± 500 4295000 ± 500 4300000 ± 500 4305000 ± 500 4310000 ± 500 4315000 ± 500 4320000 ± 500 4325000 ± 500 4330000 ± 500 4335000 ± 500 4340000 ± 500 4345000 ± 500 4350000 ± 500 4355000 ± 500 4360000 ± 500 4365000 ± 500 4370000 ± 500 4375000 ± 500 4380000 ± 500 4385000 ± 500 4390000 ± 500 4395000 ± 500 4400000 ± 500 4405000 ± 500 4410000 ± 500 4415000 ± 500 4420000 ± 500 4425000 ± 500 4430000 ± 500 4435000 ± 500 4440000 ± 500 4		













SITE ELEMENT LEGEND:

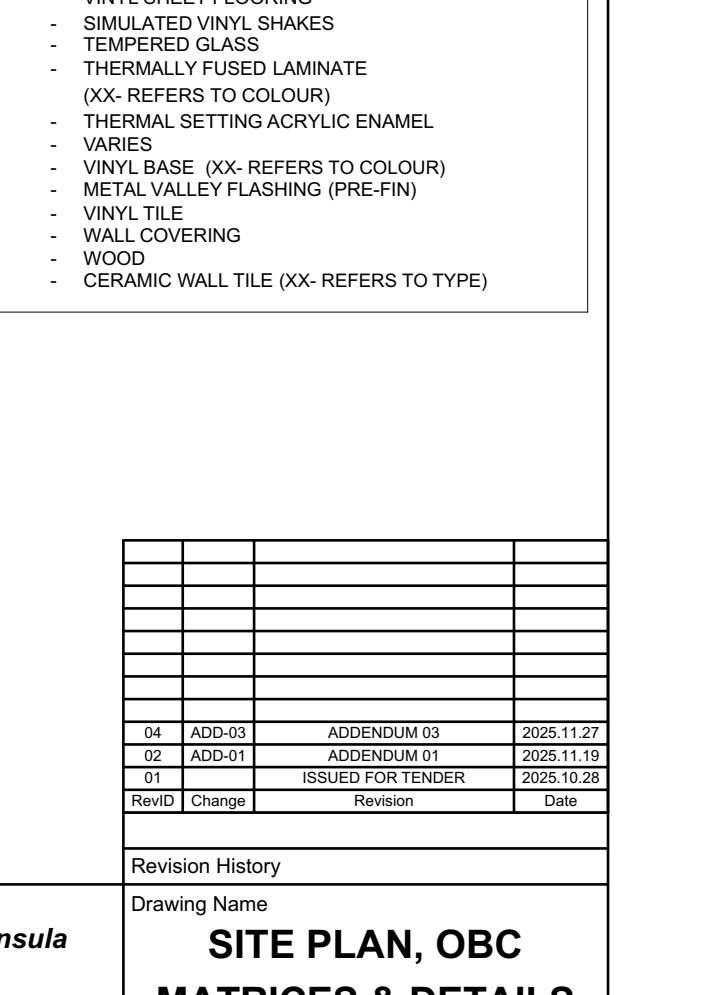
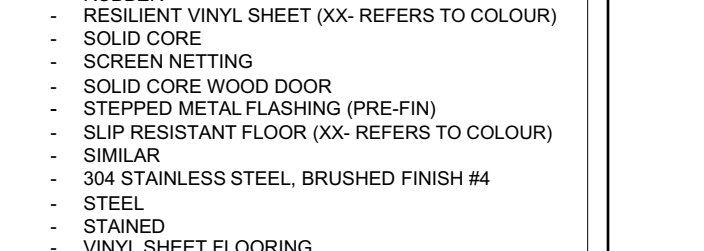
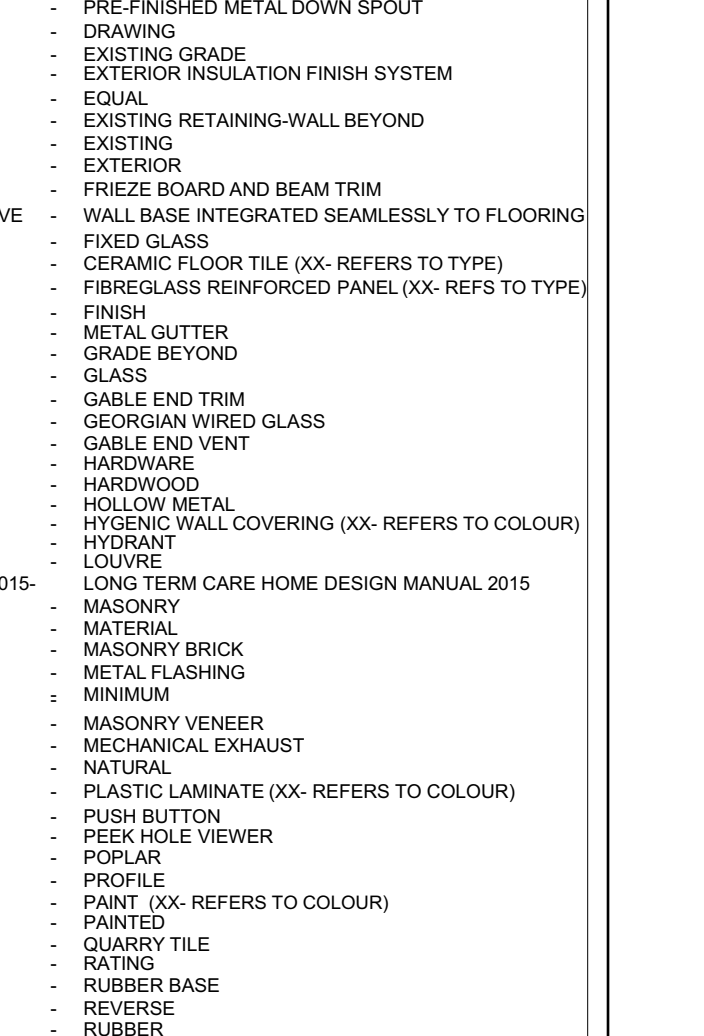
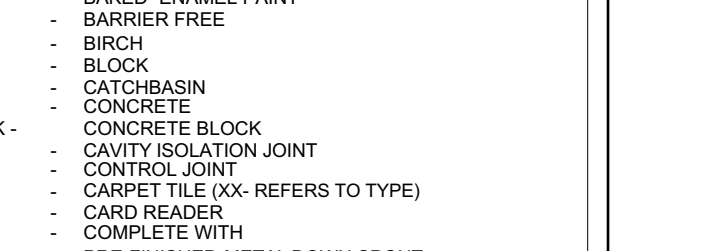
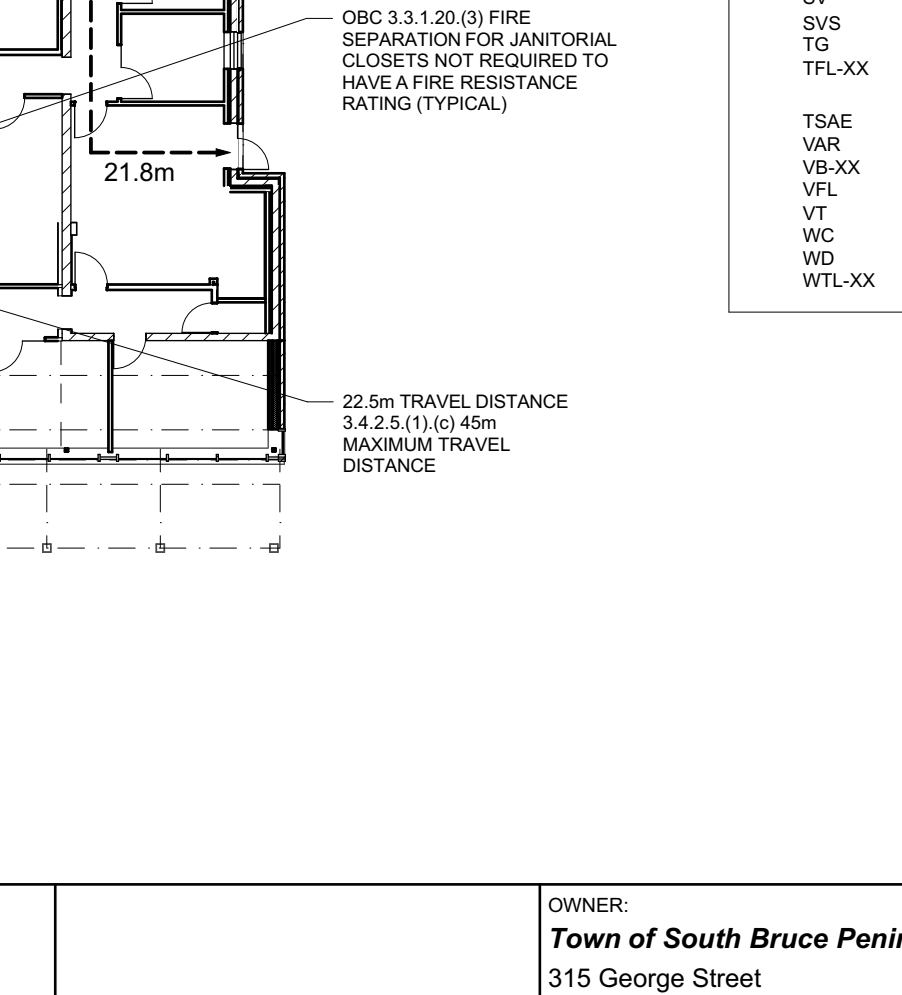


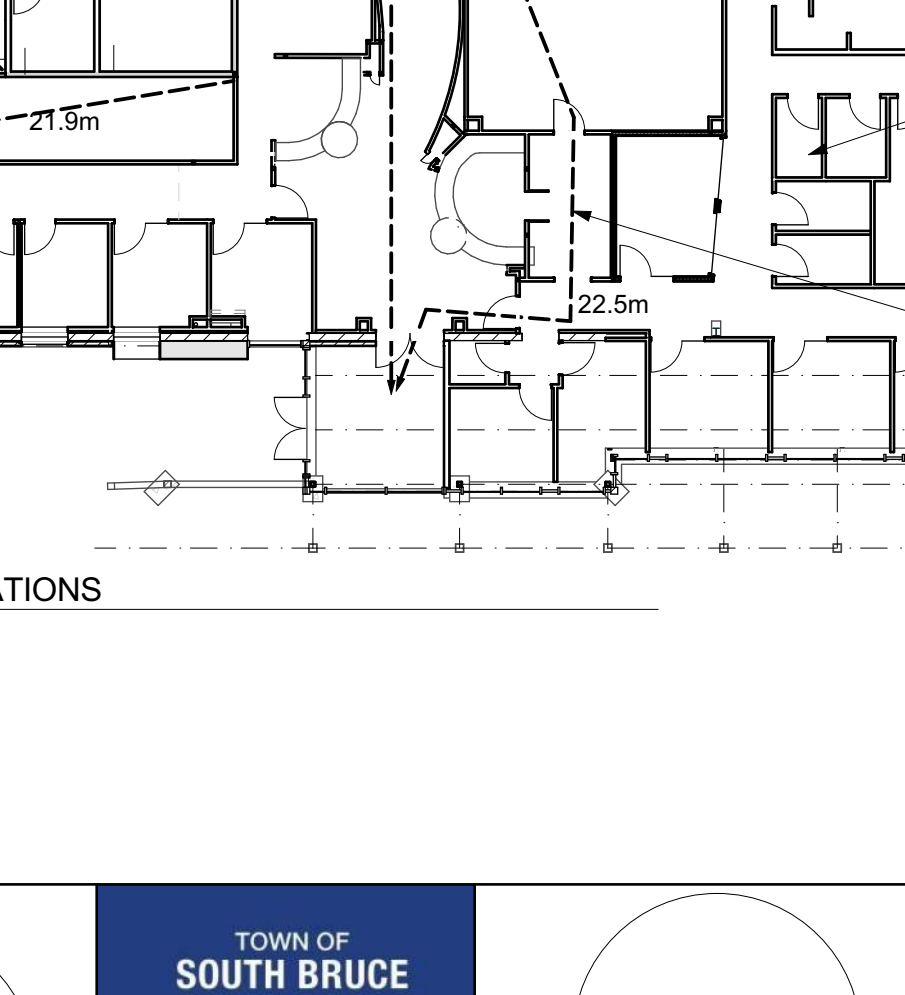
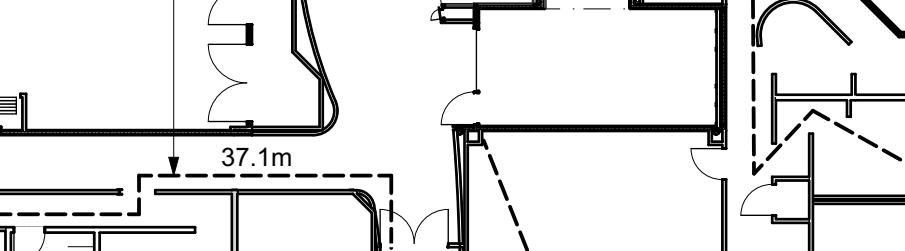
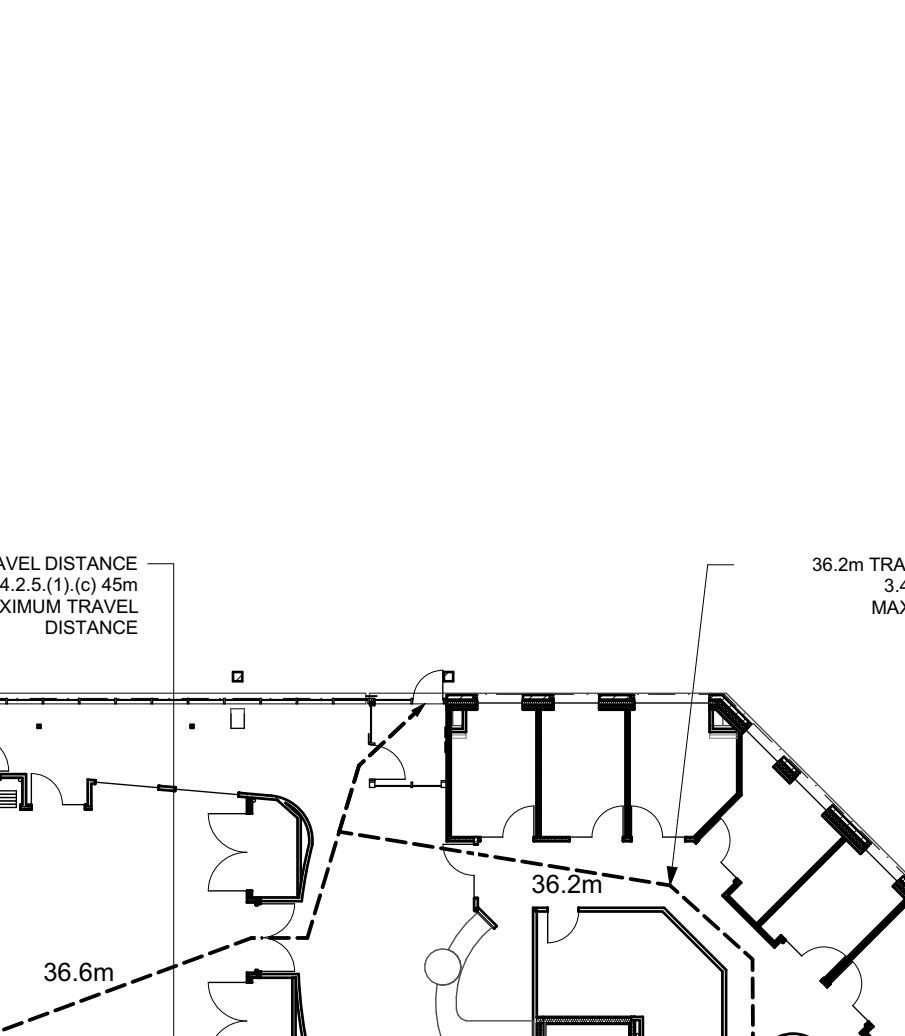
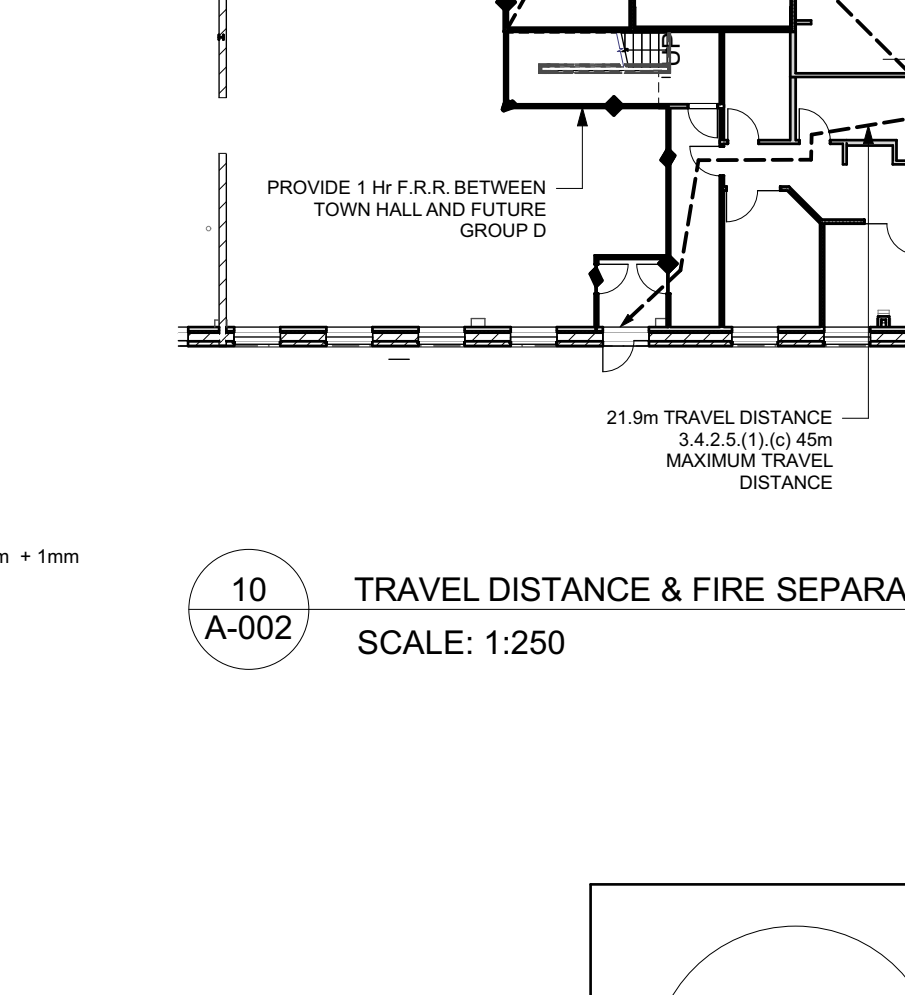
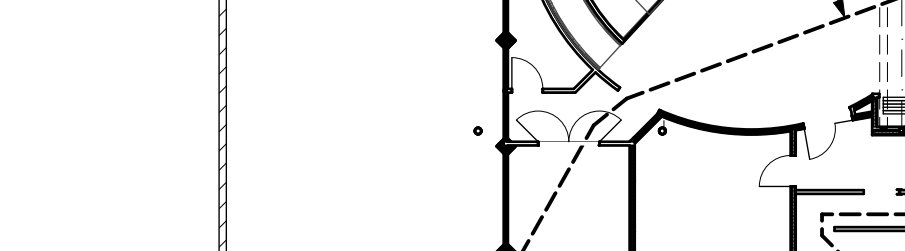
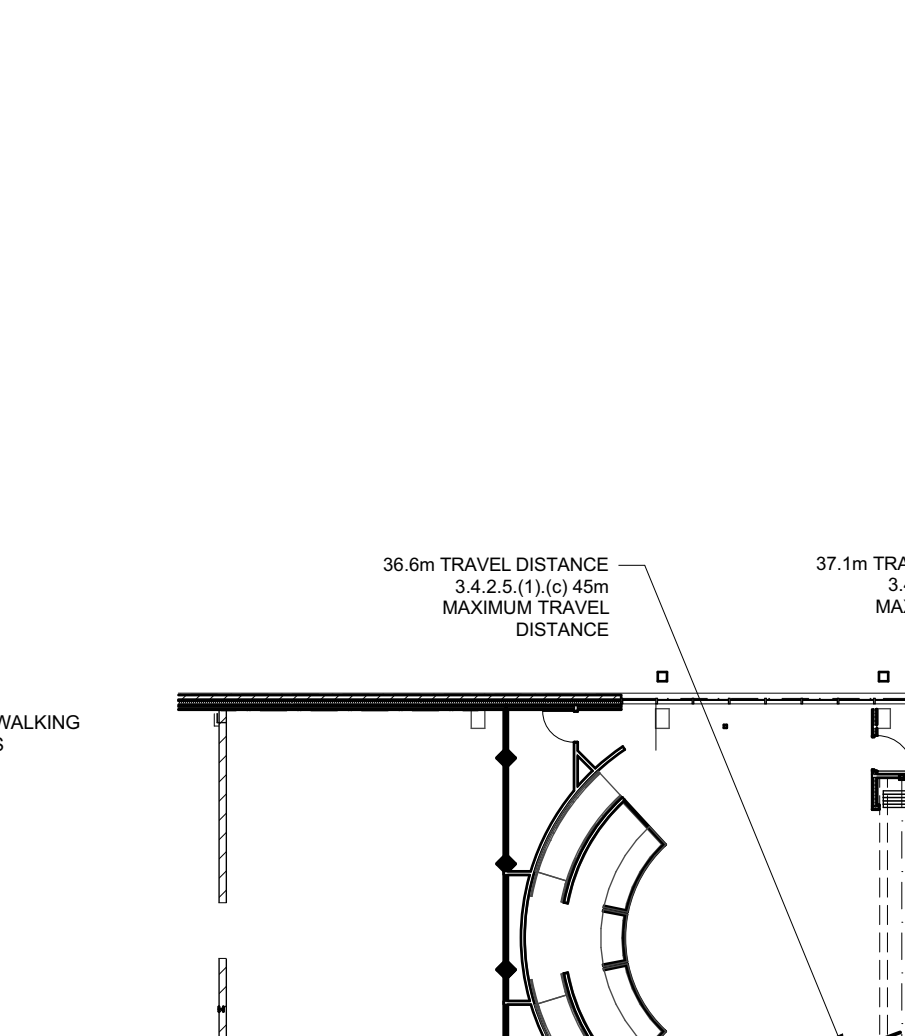
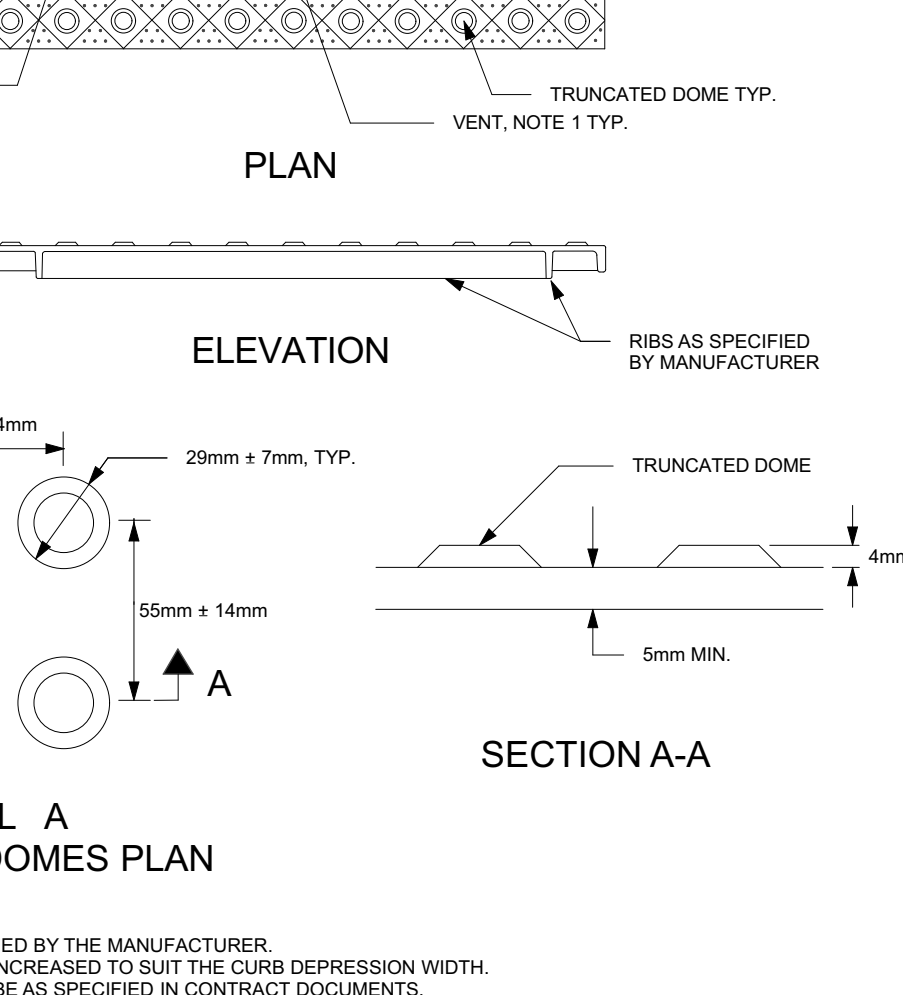

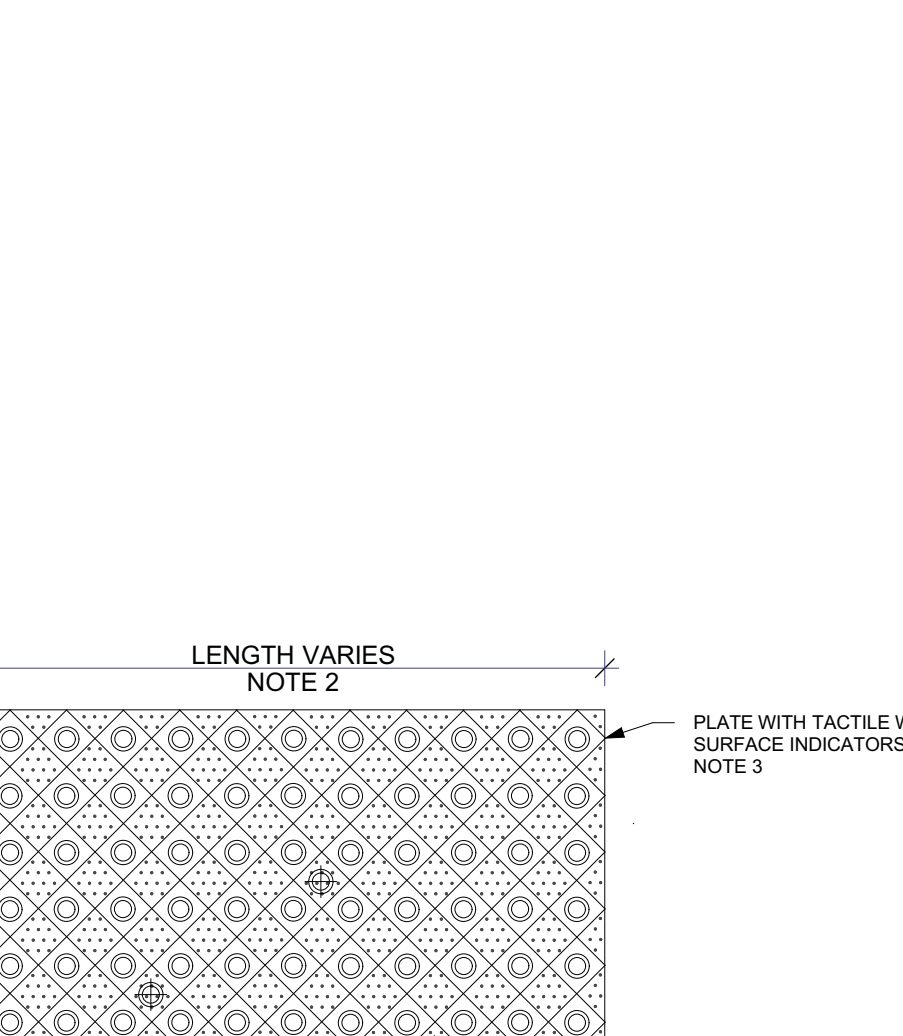
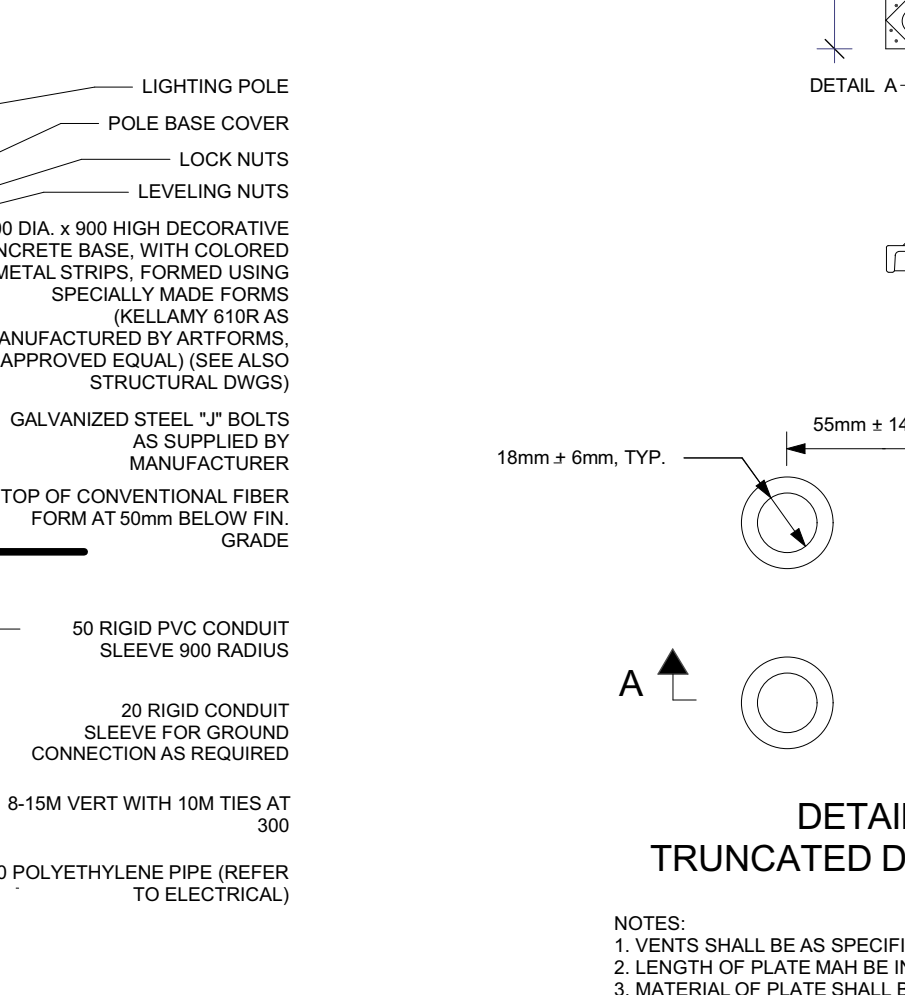
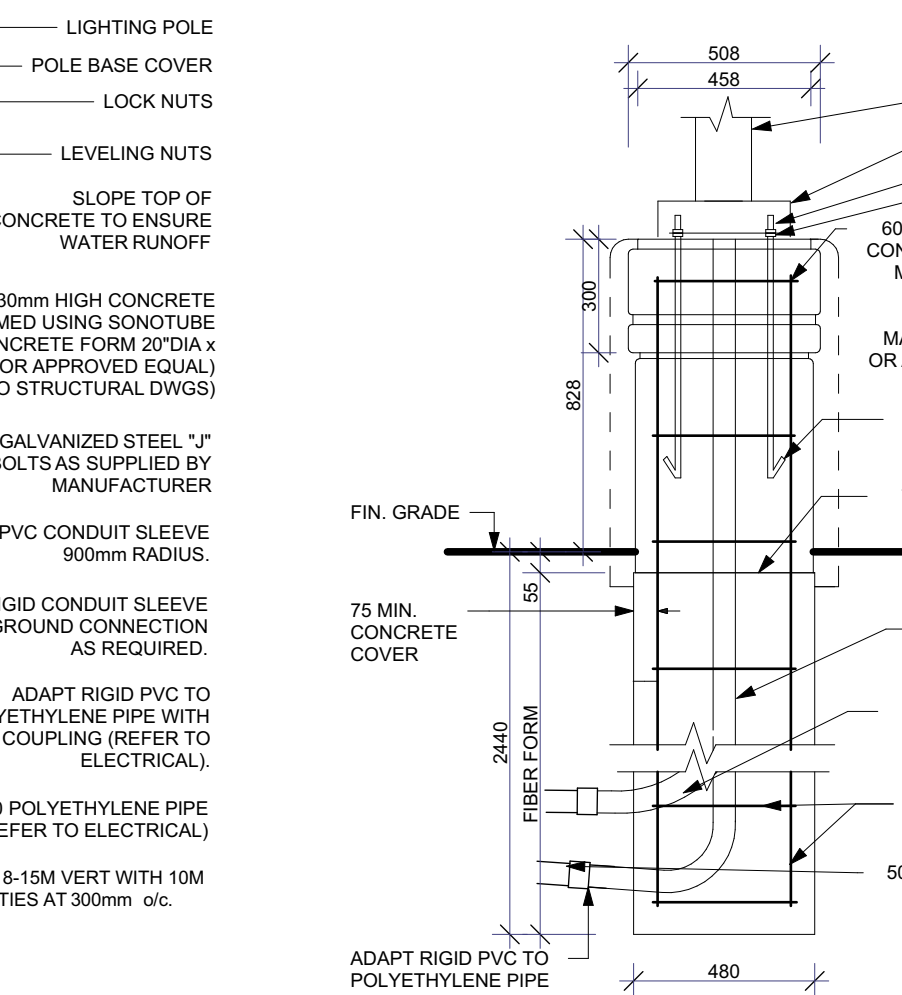
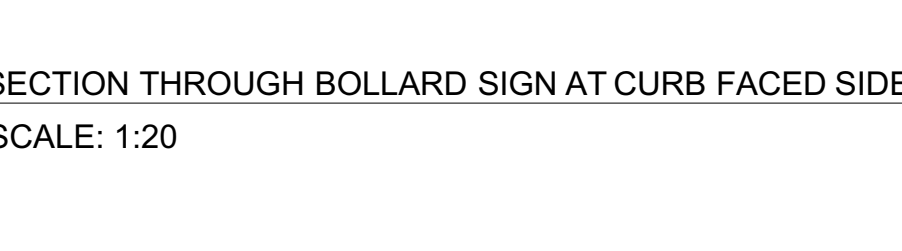
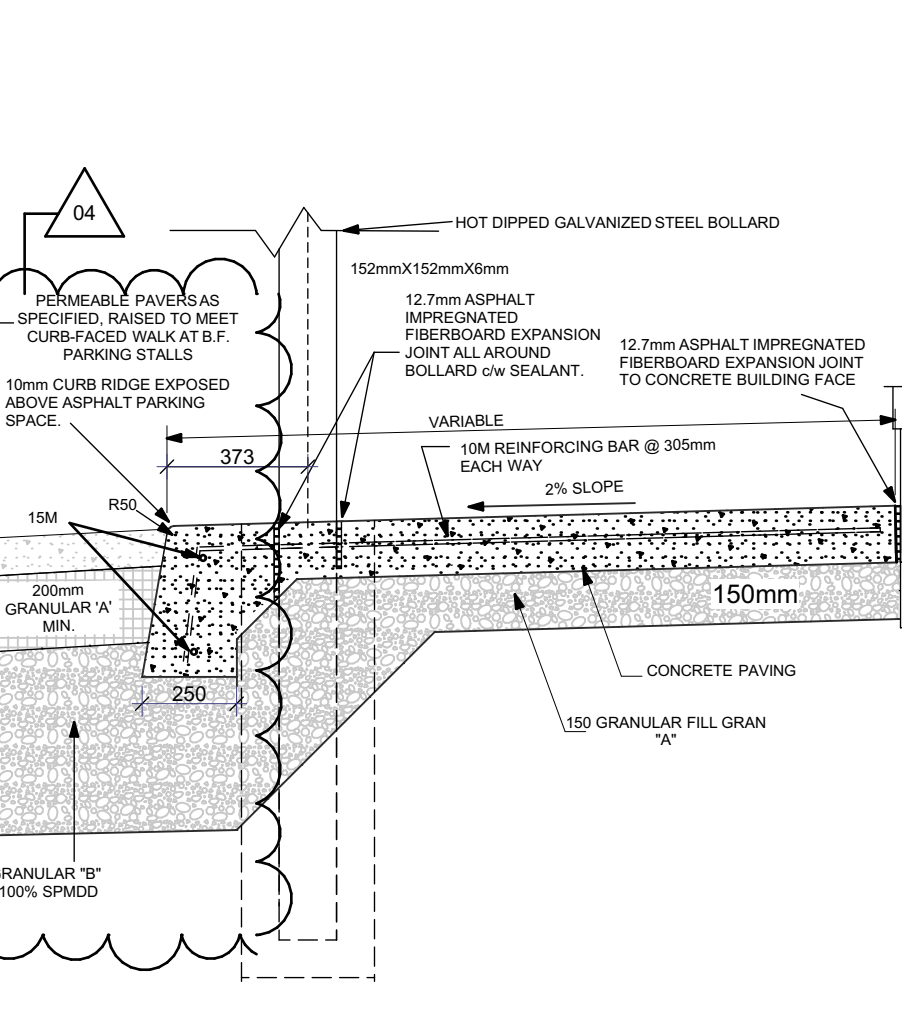
	LIGHT POLE & CONIC BASE
	BOLLARD: HOT DIPPED GALVANIZED AFTER FABRICATION, DSA, PROVIDE CAPS
	BICYCLE RACK: PARKING CAR POST MOUNTED ON CONIC BASE
	EXISTING UTILITY POLE
	EXISTING FIRE HYDRANT
	CURB: FACED W/ALUM. - REFER TO CHAL. DRAWINGS FLUSH TO PERMANENT PAVERS WHERE NOTED
	CURB: 150mm HIGH CURB - REFER TO CHAL. DRAWINGS
	CONCRETE WALK: 125mm THICK CURB 150M AT 300mm EA.
	SPIRAL BIKE RACK BY CANNAN SITE FURNISHINGS® MODEL CSM-717
	TRAFFIC SIGN: CONIC POST AS PER MUNICIPALITY'S PRELIMINARY BYLAW
	TACTILE WALKING SURFACE INDICATOR, RED, CAST IRON REFER TO INSTALLATION REQUIREMENTS OPS#D 310.03 (3.10.3) 310.03
	BARRIER: FREE ENTRANCE, SIGN, PROVIDE ARROW IN DIRECTION OF ENTRANCE
	RAISED PLATE, REFER TO SPEC FOR DIMENSION AND QUANTITY FREE DEPARTMENT CONNECTION (FDC)
	STOP SIGN CON POST AS PER MUNICIPALITY'S TRAFFIC BYLAW
	PERMANENT "SLOVELEIGH" 1" 100" PAVES, 300mm x 100mm SIZE, "VENICE" GRAY-SMOOTH COLOUR
	PERMANENT "SLOVELEIGH" 1" 100" PAVES, 300mm x 100mm SIZE, "BLACK ELEGANT" COLOUR
	PERMANENT "SLOVELEIGH" 1" 100" PAVES, 300mm x 100mm SIZE, COLOUR OPTIONS 3-5 160 DURABLE CONSTRUCTION

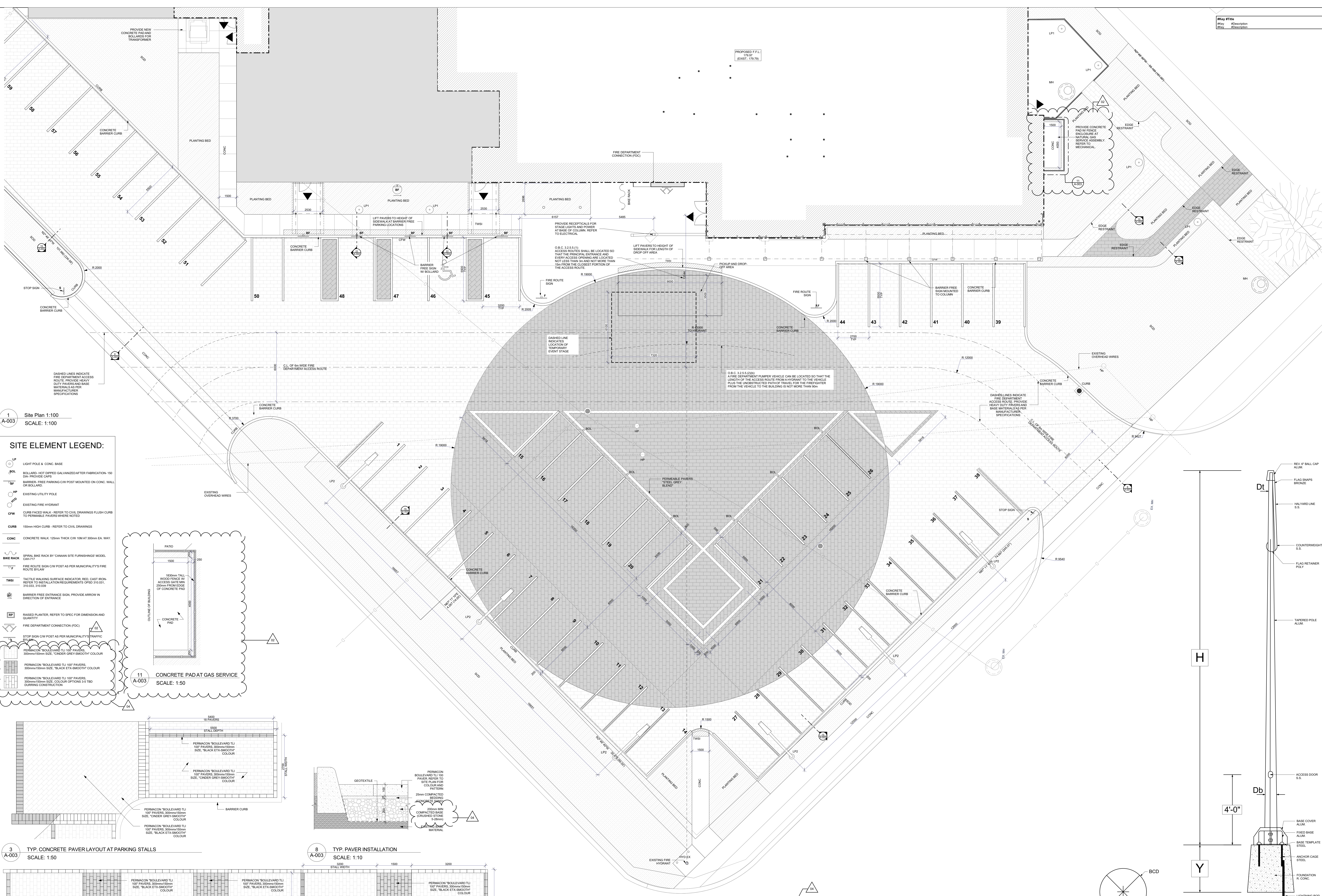
ONTARIO BUILDING CODE DATA MATRIX									
PART 3 - FIRE PROTECTION, OCCUPANT SAFETY AND ACCESSIBILITY									
1.00 BUILDING CODE VERSION									
LAST AMENDMENT: RC Reg. 447/01									
OBC REFERENCE (1)									
3.01	PROJECT TYPE	Residential, Change of Use						(A) 1.3.5.2	
3.02	MAJOR OCCUPANCIES	RENOVATION						3.1.2.1 (1)	
3.03	GROUND FLOOR GROUP D	GROUP D						BUSINESS / SERVICE	
3.04	SUBSIDIARY OCCUPANCIES	N/A						(A) 14.1.2	
3.05	SUPERIMPOSED MAJOR OCCUPANCIES	N/A						3.2.2.7	
3.06	BUILDING AREA (m²)	DESCRIPTION		EXISTING		NEW		TOTAL (A) 14.1.2	
		GROUND FLOOR GROUP D		244.80m²		0.00m²		244.80m²	
3.07	GROSS AREA (m²)	DESCRIPTION		EXISTING		NEW		(A) 14.1.2	
		GROUND FLOOR GROUP D		775.89m²		0m²		775.89m²	
		FUTURE GROUP D		723.00m²		0.00m²		723.00m²	
		TOTAL		1498.89m²		0.00m²		1498.89m²	
3.08	MEZZANINE AREA (m²)	DESCRIPTION		EXISTING		NEW		TOTAL 3.2.1.1	
				0.00m²		0.00m²		0.00m²	
3.09	BUILDING HEIGHT	STOREYS ABOVE GRADE BELOW GRADE		0		7m		(A) 14.1.2 & 3.2.1.1	
3.10	HIGH BUILDING	NO						3.2.6	
3.11	NUMBER OF STREETS/FIRE FIGHTER ACCESS							3.2.2.3 & 3.2.5.5	
3.12	SPRINKLER SYSTEM	NOT REQUIRED FOR PROTECTED ENTIRE BUILDING						3.2.1.5 & 3.2.2.5.5	
3.13	STANDPIPE SYSTEM	REQUIRED						3.2.5.6 (1)	
3.14	FIRE ALARM SYSTEM	REQUIRED						3.2.4	
		TYPE PROVIDED TWO STAGE						3.2.4.4	
3.15	WATER SERVICE/USE IS ADEQUATE	YES						3.2.5.7	
3.16	CONSTRUCTION TYPE	RESTRICTIONS		NON-COMBUSTIBLE		COMBUSTIBLE		3.2.2.5 & 3.1.6	
3.17	IMPORTANCE CATEGORY	NON-COMBUSTIBLE PERMITTED						4.1.2.1 (3)	
3.18	SEISMIC CATEGORY	SEISMIC CATEGORY		SITE CLASS		SIC 2		4.1.8.4 (1)	
								T 4.1.8.4.8	
3.19	OCCUPANT LOAD	FLOOR AREA		USE		BASED ON:		AREA/FLOOR LOAD PER PERSON	
		1. FLOOR		OFFICE		AREA: 775.89 m²		9.30 1.86	
		2. FLOOR		TBD		AREA: 723.00 m²		5.30 1.86	
		TOTAL						264	
3.20	BARRIER FREE DESIGN	YES						3.6	
3.21	HAZARDOUS SUBSTANCES	HORIZONTAL		REFER TO DESIGNATED SUBSTANCE STUDY				3.3.1.2	
3.22	FIRE RESISTANCE RATINGS	ASSEMBLY		45 MIN		NON-COMBUSTIBLE		IN LIEU OF RATINGS	
		MEZZANINES		45 MIN		45 MIN		2.2.2	
		ROOF		N/A		N/A		NON-COMBUSTIBLE	
3.23	SPATIAL SEPARATION: CONSTRUCTION OF EXTERIOR WALLS	FLOOR		N/A				OBC 3.2.3.1 (2) UNLIMITED UNPROTECTED OPENINGS	
		CEILING		N/A				The existing building has a story that has a street level that is not less than 1.8 m above the existing ground level. If the existing condition is not less than 1.8 m.	
		WALL		N/A				PERCENTAGE OF UNPROTECTED OPENINGS CALCULATED USING OBC TABLE 3.2.3.1 (2) FOR OCCUPANCIES	
		FLOOR		N/A				OCCUPANCY: OCCUPANT LOAD CALCULATION AND WASHROOM QUANTITIES SUBJECT TO FUTURE BUILDING PERMIT	
3.24	PLUMBING FIXTURE LEVEL	LEVEL		OCCUP. LOAD		MIN. WATER CLOSET		PROVIDED	
		TOWNHALL AREA		1		180		7 FWC PER SEX	
		OTHER GROUP D		1		780		TBD	
3.25	UNIVERSAL WASHROOMS	N/A						3.6.2.3 (2)	
		N/A						UNIVERSAL WC REQUIRED	
3.26	ENERGY EFFICIENCY	COMPLIANCE PATH		36.15				12.2.1.2	
		CLIMATE ZONE		ZONE 6					
		DOIGRE DAYS BELOW 18°C		4300				SB-1 TABLE 7	

TABLE SB 5.6-6-2017 (See Appendix A.3)
(Interprets Table 5.7.1-2013 INSURANCE SB.1)
BUILDING ENVELOPE REQUIREMENTS BY CLIMATE ZONE (C-10-F)

GRAPHIC SYMBOLS

ROOFS	OPAQUE ELEMENTS	ASSEMBLY INSULATION		DETAIL		
		Min. U-Value	Min. R-Value			
INSULATION ENTIRELY ABOVE DECK	METAL BUILDING	U-0.028	R-306	DETAIL REFERENCE	 FIRE EXTINGUISHER	
	WALLS, BUILDING	U-0.028	R-311.6			
	ATTIC AND OTHER	U-0.019	R-60	ELEVATION	 FIRE EXTINGUISHER  FIRE CABINET	
	METAL, ABOVE GRADE	U-0.048	R-19.0			
MASS (CONC)	METAL BUILDING	U-0.045	R-13.5 + R-19.0	SECTION	 FIRE EXTINGUISHER  FIRE CABINET	
	STEEL FRAMES	U-0.044	R-13.5 + R-19.0			
	WOOD FRAMED AND OTHER	U-0.046	R-13.5 + R-19.0	ELEVATION	 WINDOW TYPE  DRAWING NOTE	
	BELOW GRADE WALL	C-0.050	R-10.0			
FLOORS	MASS	U-0.040	R-18.0	DOOR INDICATOR	 EXISTING FIRE ALARM PULL STATION TO REMAIN	
	STEEL JOIST	U-0.026	R-306 + R-6.0			
	WOOD FRAMED AND OTHER	U-0.024	R-308 + R-3.0	ELEVATION	 EXISTING RECEPTACLE TO REMAIN	
	SLAB-ON-GRADE FLOORS					
UNFINISHED	F-0.459	R-15 for 48ks		STRUCTURAL COND	 NEW RECEPTACLE	
	F-0.619	R-10 for 48ks				
OPAQUE DOORS				ELEVATION	 REVISION TARGET	
	SWINGING					
NONSWINGING				REVISION TARGET	 REVISION TARGET	
PENETRATION		ASSEMBLY	ASSEMBLY			
		Min. U-Value	Min. R-Value			

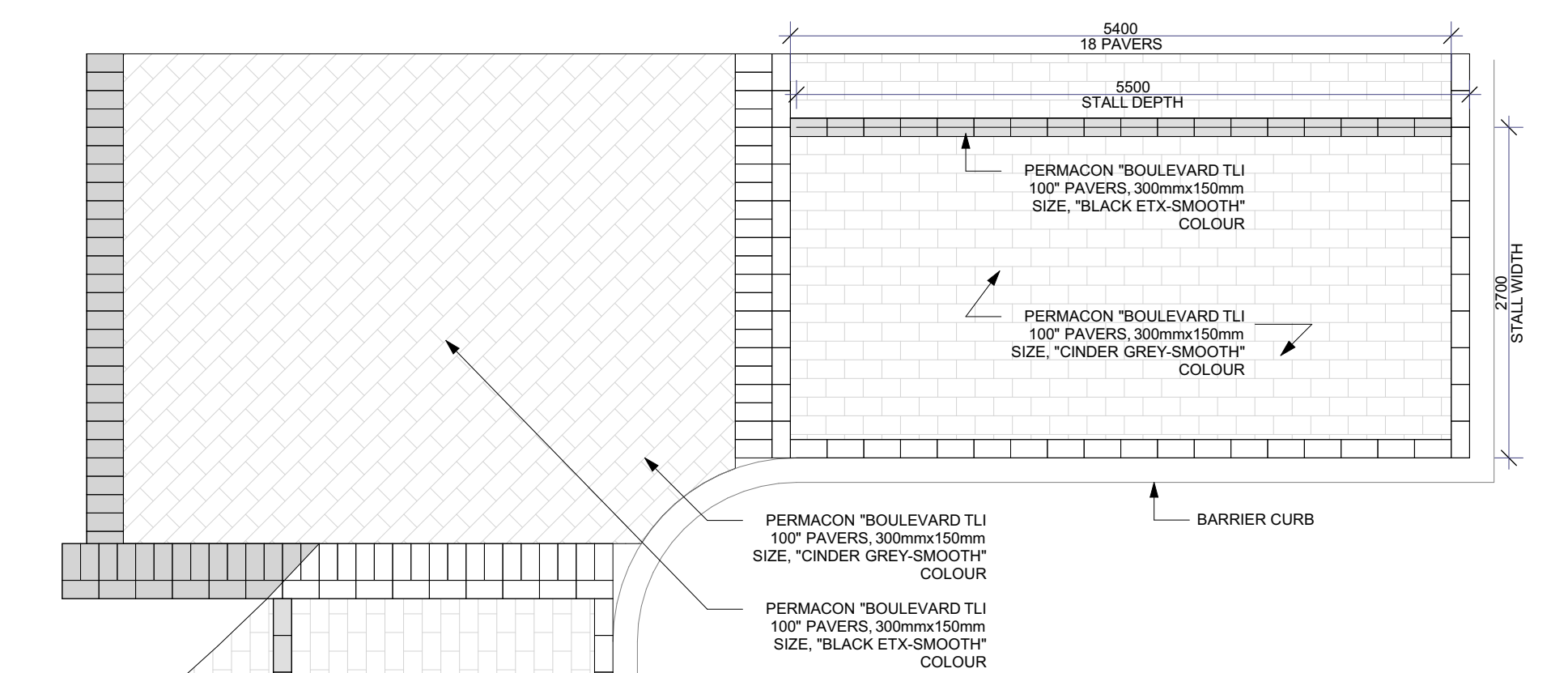
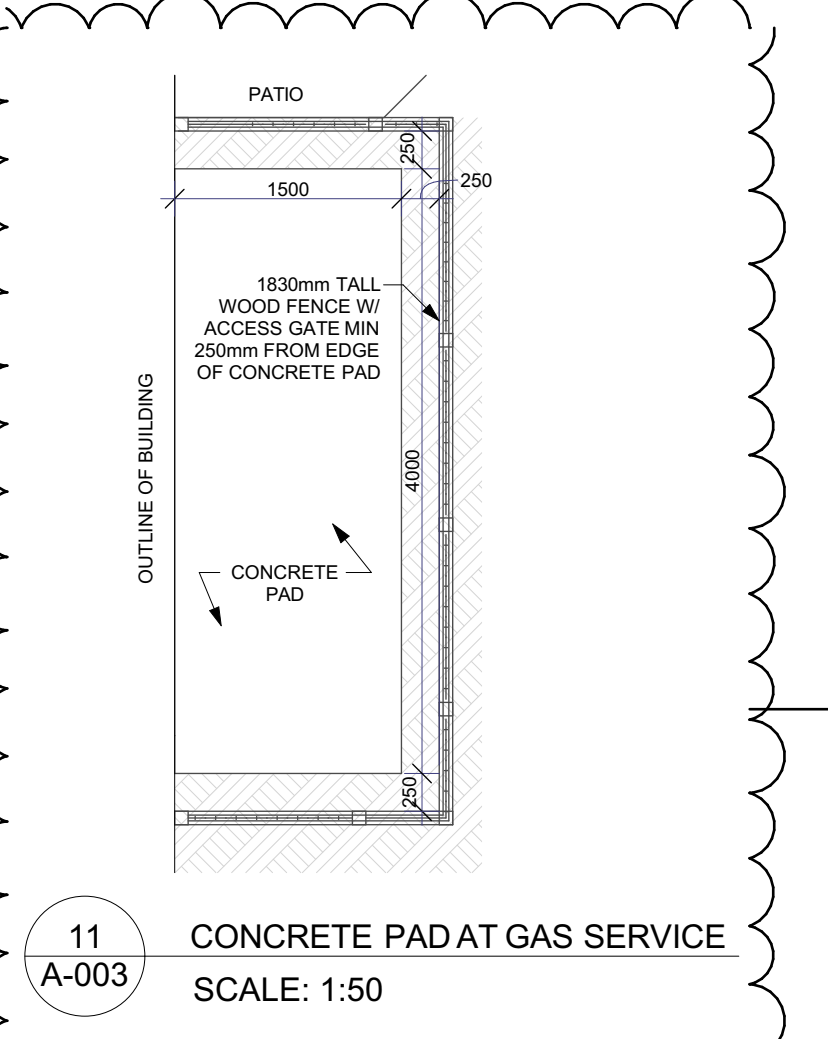
[illegible]



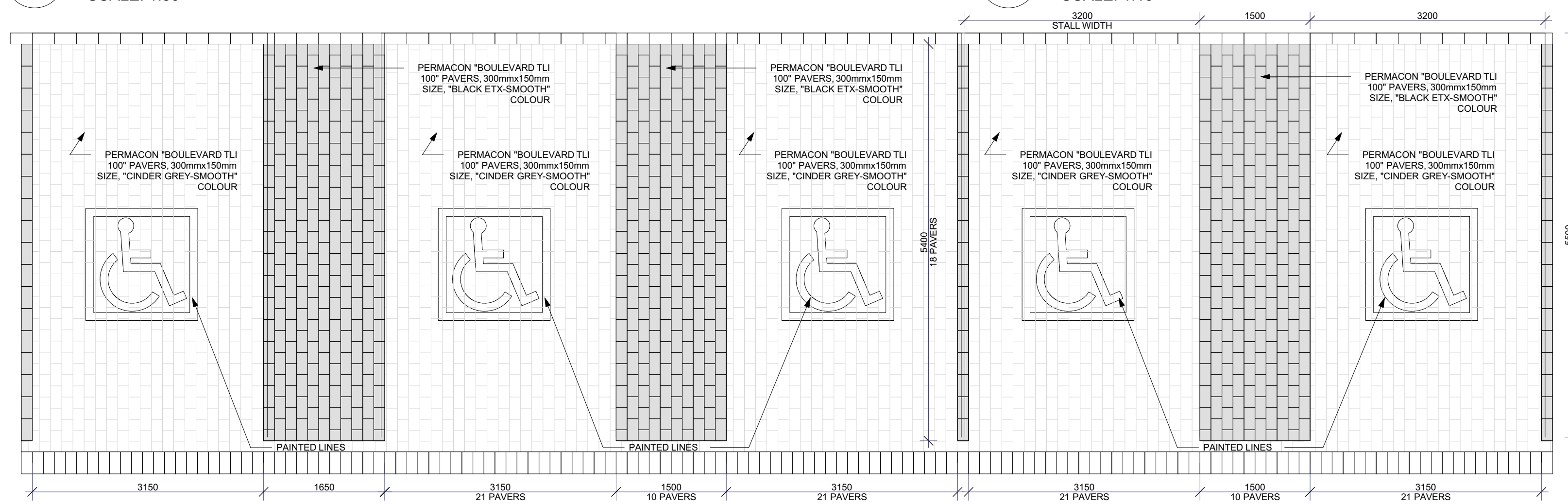
1 Site Plan 1:100
SCALE: 1:100

SITE ELEMENT LEGEND:

- LP LIGHT POLE & CONC. BASE
- BOLLARD - NOT OPENED GALVANIZED AFTER FABRICATION - 100 DIA - PROVIDE CAPS
- BARRIER - FREE PARKING C/W POST MOUNTED ON CONC. WALL OR BOLLARD
- EXISTING UTILITY POLE
- EXISTING FIRE HYDRANT
- CURB 150mm HIGH CURB - REFER TO CIVIL DRAWINGS
- CONC CONCRETE WALK - 125mm THICK C/W 10M AT 300mm EA. WAY
- BIKE RACK SPIRAL BIKE RACK BY "CANNAN SITE FURNISHINGS" MODEL C44-71
- FIRE ROUTE SIGN C/W POST AS PER MUNICIPALITY'S FIRE ROUTE BYLAW
- TWSS TACTILE WALKING SURFACE INDICATOR, RED, CAST IRON - REFER TO INSTALLATION REQUIREMENTS OPD 310.031, 310.033, 310.035
- BP BARRIER FREE ENTRANCE SIGN - PROVIDE ARROW IN DIRECTION OF ENTRANCE
- RF RAISED PLANTER, REFER TO SPEC FOR DIMENSION AND QUANTITY
- FIRE DEPARTMENT CONNECTION (FDC)
- STOP SIGN C/W POST AS PER MUNICIPALITY'S TRAFFIC BYLAW
- PERMACON "BOULEVARD TLI 100" PAVERS 300mmx150mm SIZE, "CINDER GREY-SMOOTH" COLOUR
- PERMACON "BOULEVARD TLI 100" PAVERS 300mmx150mm SIZE, "BLACK ETX-SMOOTH" COLOUR
- PERMACON "BOULEVARD TLI 100" PAVERS 300mmx150mm SIZE, "BLACK ETX-SMOOTH" COLOUR



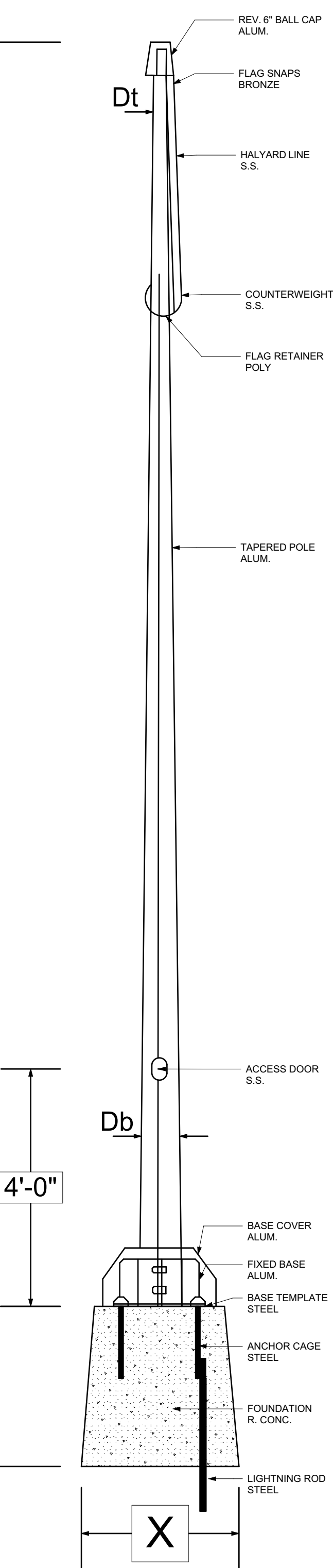
8 TYP. PAVER INSTALLATION
SCALE: 1:10



9 TYP. PAVERS AT ASPHALT
SCALE: 1:10

10 TYP. PAVERS AT PLANTING BEDS
SCALE: 1:10

5 TYP. FLAG POLE DETAILS
SCALE: 1:20



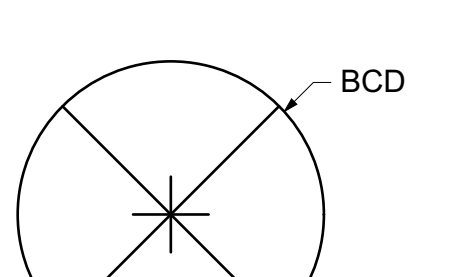
MODEL	POLE	H	D _h	D _i	WALL	BCD	BOLTS
SCA 20	20'-0"	5'	3"	150"	7.88" @	3/4" @	
SCA 25	25'-0"	5'	3"	150"	7.88" @	3/4" @	
SCA 30	30'-0"	5'	3"	150"	7.88" @	3/4" @	
SCA 35	35'-0"	6'	3"	150"	9.25" @	1" @	
SCA 40	40'-0"	7'	3.5"	150"	10.4" @	1" @	

NOTE: SCOPE OF CONTRACT IS LIMITED TO THE SUPPLY OF POLES ONLY. REINFORCED CONCRETE FOUNDATIONS ARE TO BE ENGINEERED FOR LOCAL SOIL CONDITIONS. SUPPLIES & CONSTRUCTION BY OTHERS.

TOWN OF SOUTH BRUCE
PENINSULA

OWNER:
Town of South Bruce Peninsula
315 George Street
Warton, ON N7Y 2T0

PROJECT:
New Townhall Offices
Suite 201
957 Fourth Avenue East
OVERSEAS, ONTARIO, N4K 2N6
tel: 519-376-1975



Revision History			
Revision	Change	Date	By
1	Issue for Construction	2023-11-13	AD
2	Issue for Construction	2023-11-13	AD
3	Issue for Construction	2023-11-13	AD
4	Issue for Construction	2023-11-13	AD
5	Issue for Construction	2023-11-13	AD
6	Issue for Construction	2023-11-13	AD
7	Issue for Construction	2023-11-13	AD
8	Issue for Construction	2023-11-13	AD
9	Issue for Construction	2023-11-13	AD
10	Issue for Construction	2023-11-13	AD
11	Issue for Construction	2023-11-13	AD
12	Issue for Construction	2023-11-13	AD
13	Issue for Construction	2023-11-13	AD
14	Issue for Construction	2023-11-13	AD
15	Issue for Construction	2023-11-13	AD
16	Issue for Construction	2023-11-13	AD
17	Issue for Construction	2023-11-13	AD
18	Issue for Construction	2023-11-13	AD
19	Issue for Construction	2023-11-13	AD
20	Issue for Construction	2023-11-13	AD
21	Issue for Construction	2023-11-13	AD
22	Issue for Construction	2023-11-13	AD
23	Issue for Construction	2023-11-13	AD
24	Issue for Construction	2023-11-13	AD
25	Issue for Construction	2023-11-13	AD
26	Issue for Construction	2023-11-13	AD
27	Issue for Construction	2023-11-13	AD
28	Issue for Construction	2023-11-13	AD
29	Issue for Construction	2023-11-13	AD
30	Issue for Construction	2023-11-13	AD
31	Issue for Construction	2023-11-13	AD
32	Issue for Construction	2023-11-13	AD
33	Issue for Construction	2023-11-13	AD
34	Issue for Construction	2023-11-13	AD
35	Issue for Construction	2023-11-13	AD
36	Issue for Construction	2023-11-13	AD
37	Issue for Construction	2023-11-13	AD
38	Issue for Construction	2023-11-13	AD
39	Issue for Construction	2023-11-13	AD
40	Issue for Construction	2023-11-13	AD
41	Issue for Construction	2023-11-13	AD
42	Issue for Construction	2023-11-13	AD
43	Issue for Construction	2023-11-13	AD
44	Issue for Construction	2023-11-13	AD
45	Issue for Construction	2023-11-13	AD
46	Issue for Construction	2023-11-13	AD
47	Issue for Construction	2023-11-13	AD
48	Issue for Construction	2023-11-13	AD
49	Issue for Construction	2023-11-13	AD
50	Issue for Construction	2023-11-13	AD
51	Issue for Construction	2023-11-13	AD
52	Issue for Construction	2023-11-13	AD
53	Issue for Construction	2023-11-13	AD
54	Issue for Construction	2023-11-13	AD
55	Issue for Construction	2023-11-13	AD
56	Issue for Construction	2023-11-13	AD
57	Issue for Construction	2023-11-13	AD
58	Issue for Construction	2023-11-13	AD
59	Issue for Construction	2023-11-13	AD
60	Issue for Construction	2023-11-13	AD
61	Issue for Construction	2023-11-13	AD
62	Issue for Construction	2023-11-13	AD
63	Issue for Construction	2023-11-13	AD
64	Issue for Construction	2023-11-13	AD
65	Issue for Construction	2023-11-13	AD
66	Issue for Construction	2023-11-13	AD
67	Issue for Construction	2023-11-13	AD
68	Issue for Construction	2023-11-13	AD
69	Issue for Construction	2023-11-13	AD
70	Issue for Construction	2023-11-13	AD
71	Issue for Construction	2023-11-13	AD
72	Issue for Construction	2023-11-13	AD
73	Issue for Construction	2023-11-13	AD
74	Issue for Construction	2023-11-13	AD
75	Issue for Construction	2023-11-13	AD
76	Issue for Construction	2023-11-13	AD
77	Issue for Construction	2023-11-13	AD
78	Issue for Construction	2023-11-13	AD
79	Issue for Construction	2023-11-13	AD
80	Issue for Construction	2023-11-13	AD
81	Issue for Construction	2023-11-13	AD
82	Issue for Construction	2023-11-13	AD
83	Issue for Construction	2023-11-13	AD
84	Issue for Construction	2023-11-13	AD
85	Issue for Construction	2023-11-13	AD
86	Issue for Construction	2023-11-13	AD
87	Issue for Construction	2023-11-13	AD
88	Issue for Construction	2023-11-13	AD
89	Issue for Construction	2023-11-13	AD
90	Issue for Construction	2023-11-13	AD
91	Issue for Construction	2023-11-13	AD
92	Issue for Construction	2023-11-13	AD
93	Issue for Construction	2023-11-13	AD
94	Issue for Construction	2023-11-13	AD
95	Issue for Construction	2023-11-13	AD
96	Issue for Construction	2023-11-13	AD
97	Issue for Construction	2023-11-13	AD
98	Issue for Construction	2023-11-13	AD
99	Issue for Construction	2023-11-13	AD
100	Issue for Construction	2023-11-13	AD



04	ADD-03	ADDENDUM 03		2025.11.27	
03	ADD-02	ADDENDUM 02		2025.11.21	
02	ADD-01	ADDENDUM 01		2025.11.18	
01		ISSUED FOR TENDER		2025.10.23	
Revised	Change	Revision		Date	

Revision History

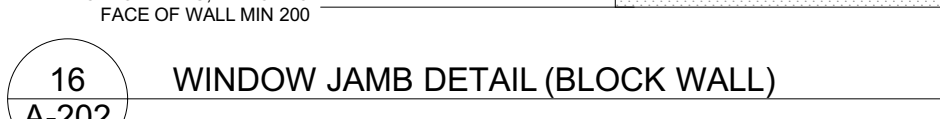
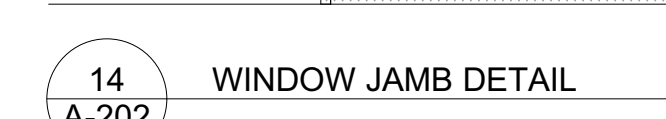
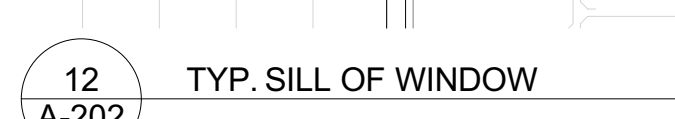
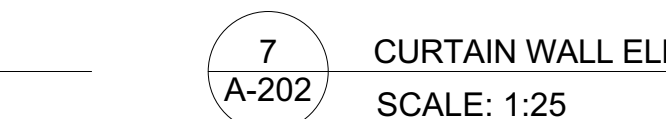
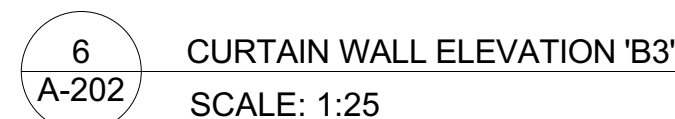
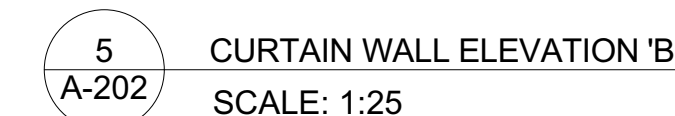
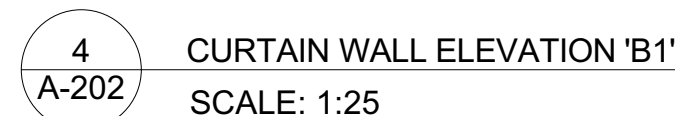
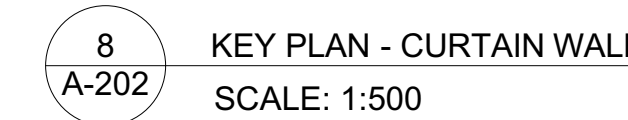
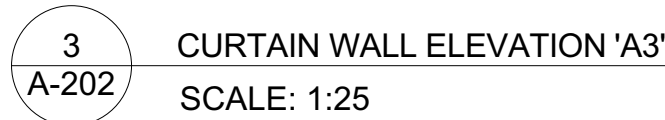
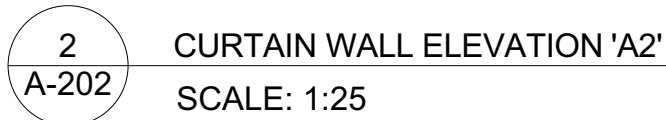
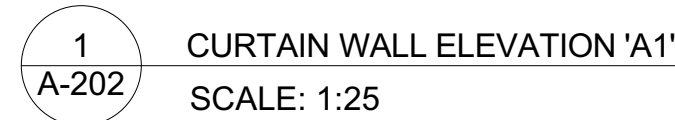
Drawing Name

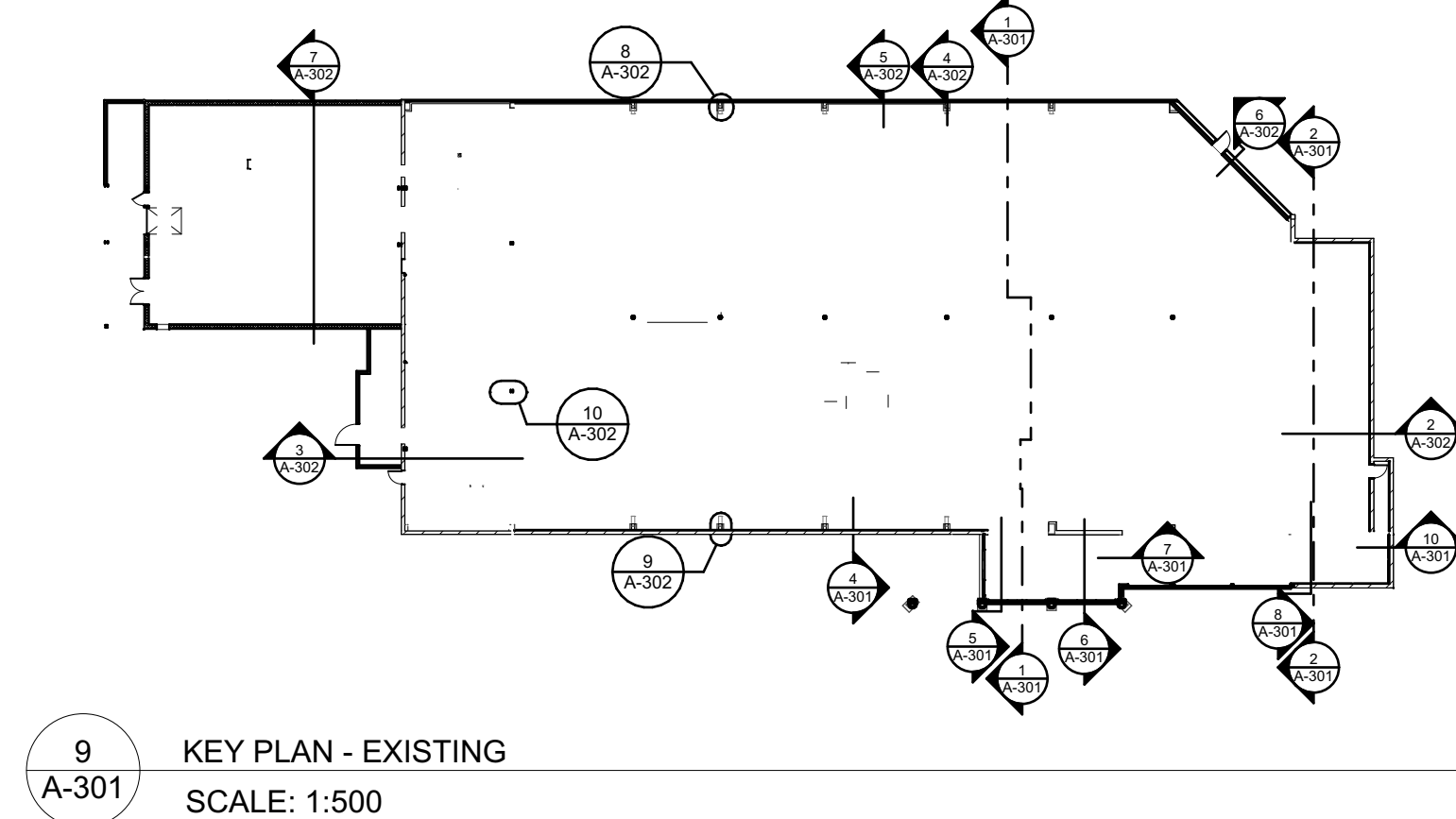
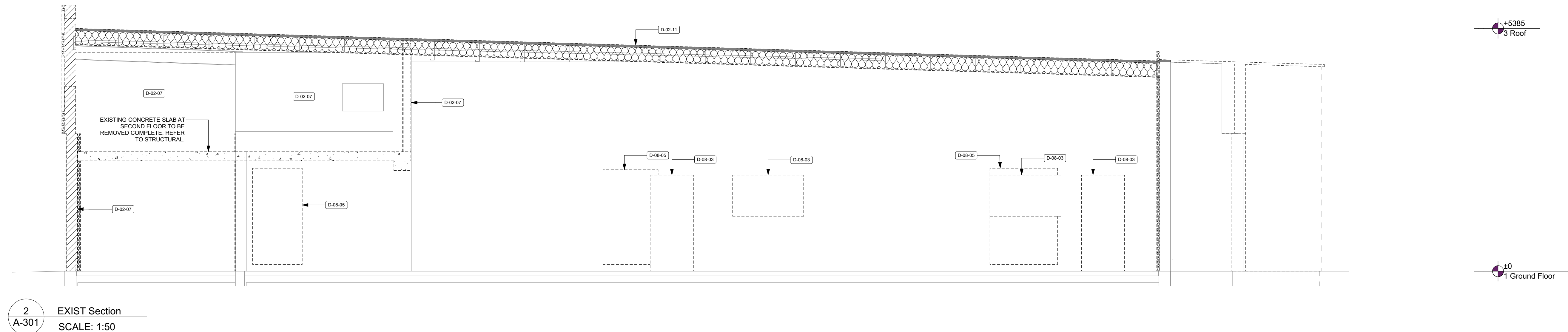
**GROUND FLOOR
ENLARGED PLAN**

Drawing Number: Project Number:

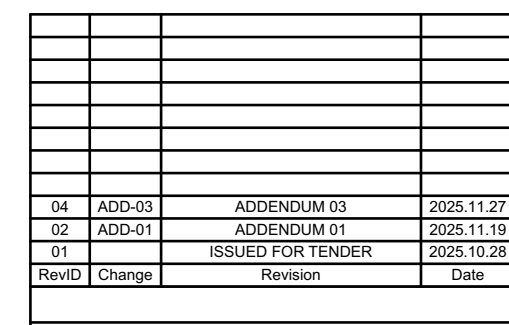
A-111 **2404**

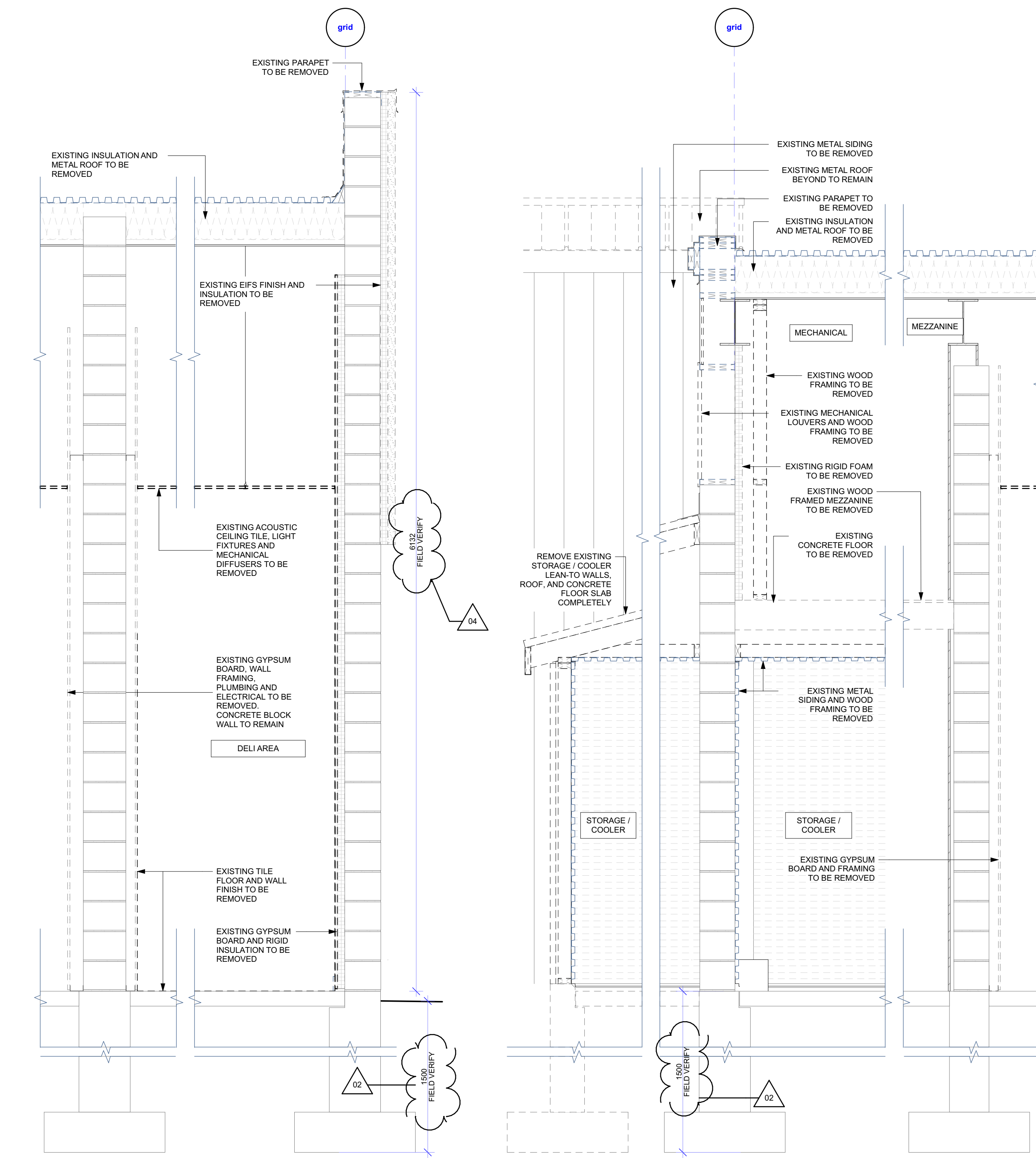
ORIGINAL DRAWING
SIZE: ARCH E (1220 x 914)



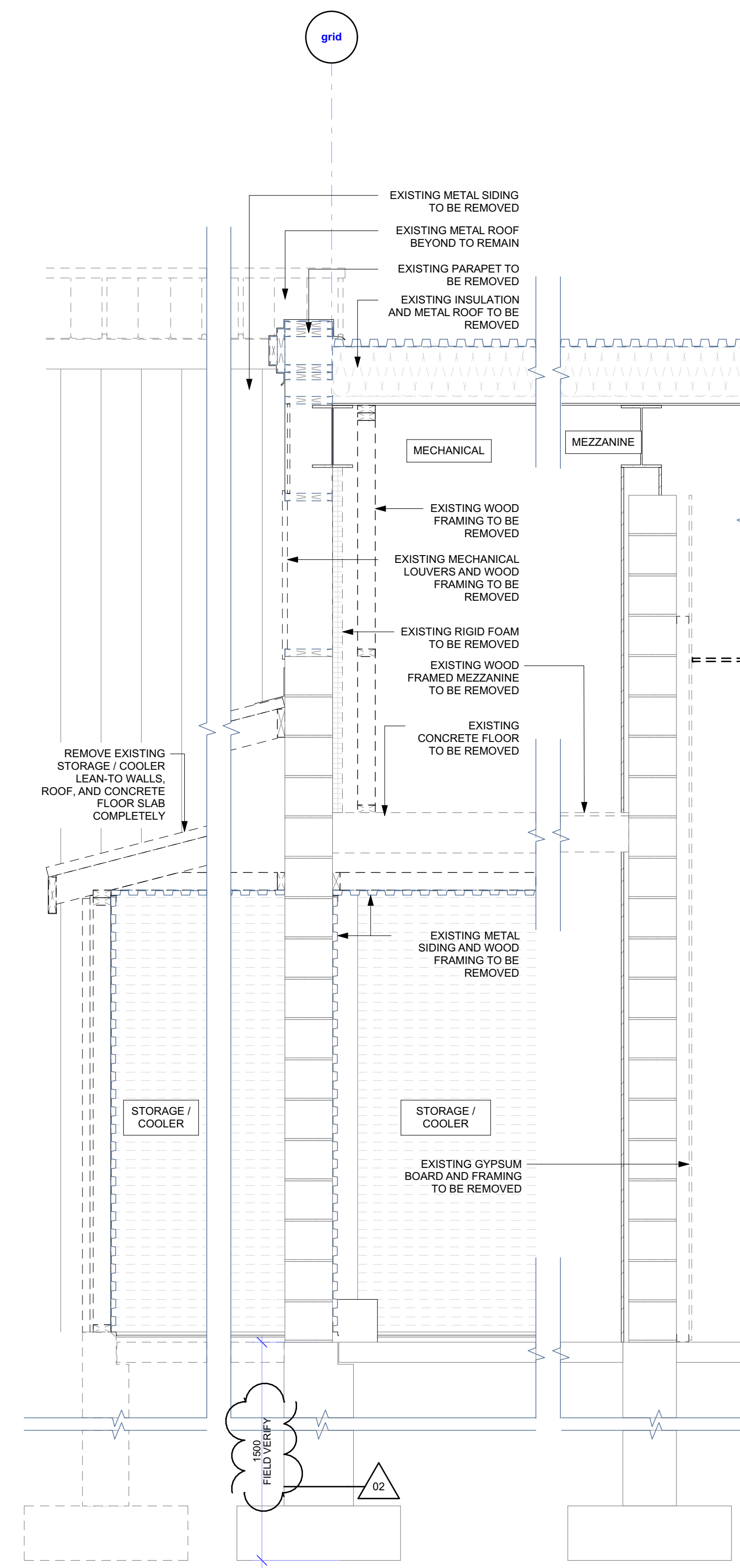


BUILDING DEMOLITION NOTES
0-8.03 EXISTING DOOR / WINDOW OR DEVICE TO BE REMOVED COMPLETELY AS REQUIRED; OPENING TO BE FILLED IN WITH NEW CONSTRUCTION (SEE ARCH DWG)
0-8.04 EXISTING WALLS, DOORS & FRAMES, MILLWORK, ELECTRICAL SINKS, ETC.: SHOWN DAMAGED TO BE REMOVED COMPLETELY (17P) SEE ARCHITECT'S SPECIFICATIONS FOR DISCUSSION OF REMOVAL AND REPAIRS.
0-8.05 EXISTING WALL TO BE REMOVED, WHERE WALL IS A LOADBEARING WALL, PROVIDE NEW BEAM TO CARRY EXISTING FLOORLOADS AND WALLLOADS ABOVE THE REMOVED WALL.
0-8.06 REMOVE EXISTING ROOF PARAPET COMPLETELY DOWN TO ROOF DECK LEVEL.
0-8.07 REMOVE EXISTING ROOF TOP SURFACES TO EXPOSE ROOF DECK AND DISPOSE OF ROOFING IN APPROPRIATE LANDFILL.
0-8.08 EXISTING OVERHEAD DUCT TO BE REMOVED AS REQUIRED; EQUIPMENT TO BE FILLED IN WITH NEW CONSTRUCTION (SEE ARCHITECT'S SPECIFICATIONS).
0-8.09 EXISTING DOOR AND FRAME TO BE REMOVED COMPLETELY AS REQUIRED; OPENING TO BE FILLED IN WITH NEW CONSTRUCTION (SEE ARCHITECT'S SPECIFICATIONS).
0-8.01 WALL EXISTING OPENING WITH NEW CONSTRUCTION; REFER TO ARCH DWGS.
0-8.02 WALL EXISTING EXTERIOR WALL VACUUM CLEANED AND PAINTED TO MATCH ADJACENT PLANE AND DOOR SCHEDULE FOR DIMENSIONS.
0-8.03 REMOVE EXISTING ARCHITECTURAL COLUMN, GULLY TUBES TO REMAIN; REMOVE DAMAGED CEILING FROM EXISTING CONCRETE PERIMETER.
0-8.04 EXISTING EXTERIOR WALL, STRUCTURAL COLUMN TO REMAIN, WHERE WALL IS A LOADBEARING WALL, PROVIDE NEW BEAM TO CARRY EXISTING FLOORLOADS AND WALLLOADS ABOVE THE REMOVED WALL.

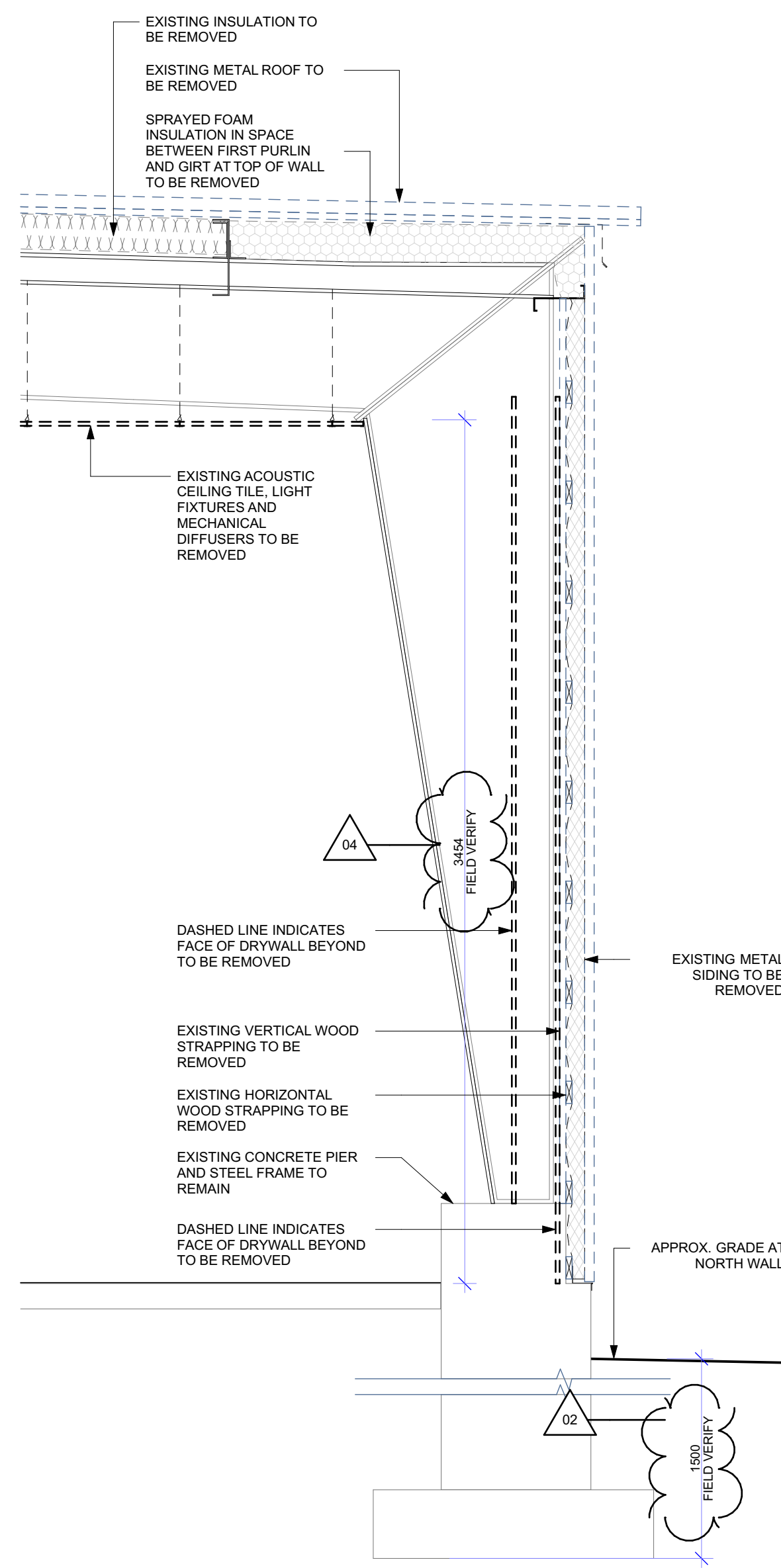




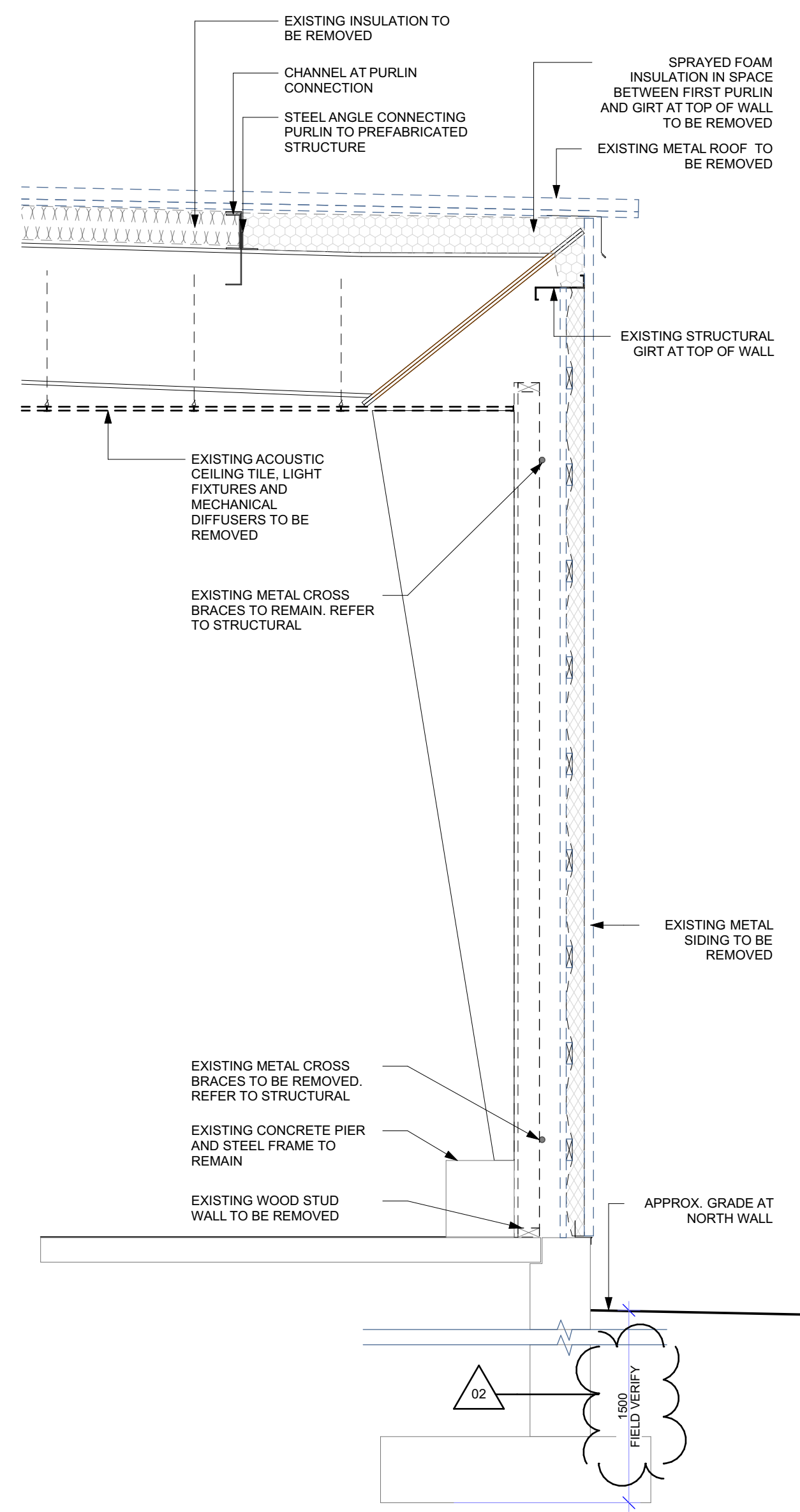
2
A-302 SECTION THROUGH EAST WALL AT DELI AREA
SCALE: 1:20



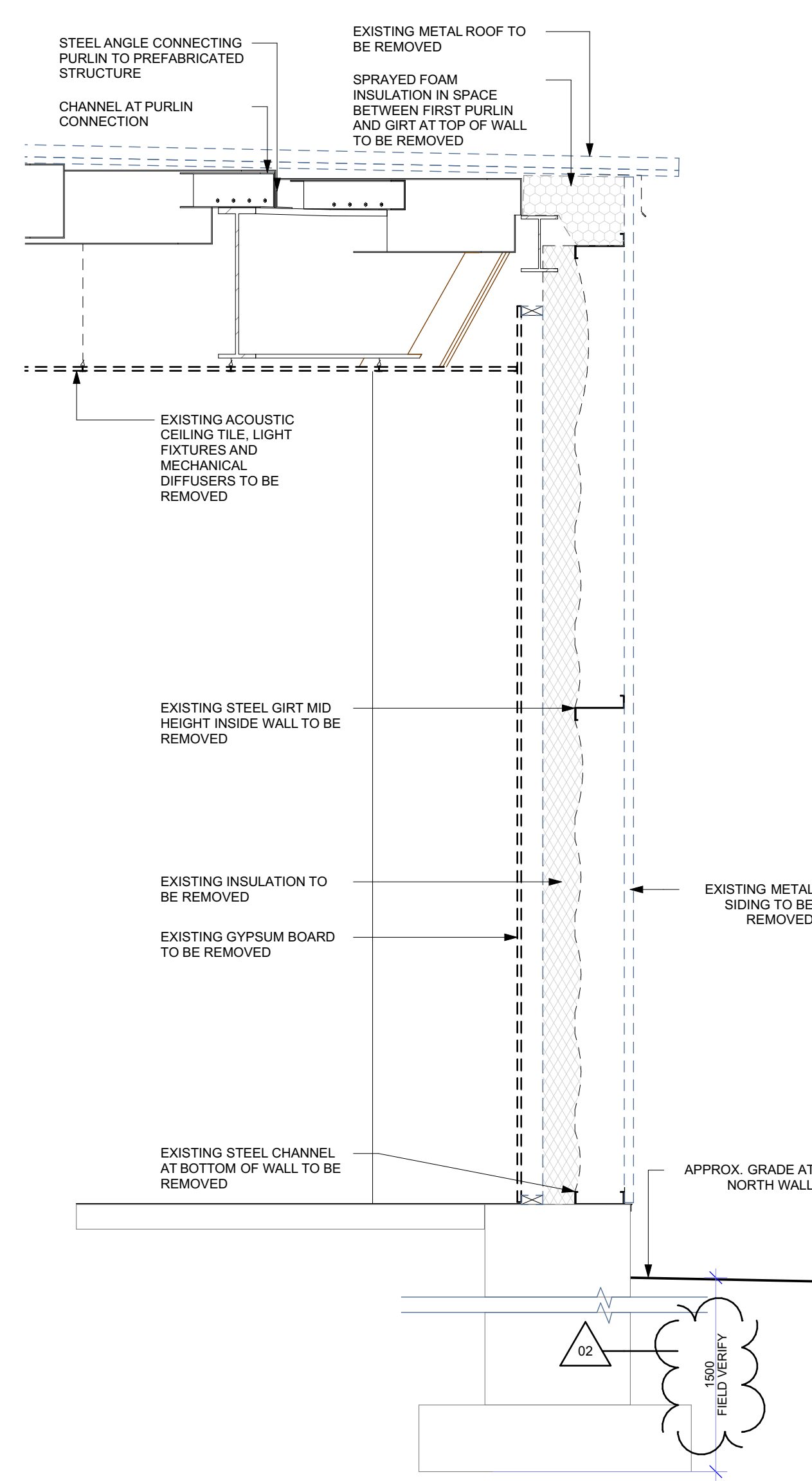
3
A-302 SECTION THROUGH WEST WALL AT STORAGE LEAN-TO
SCALE: 1:20



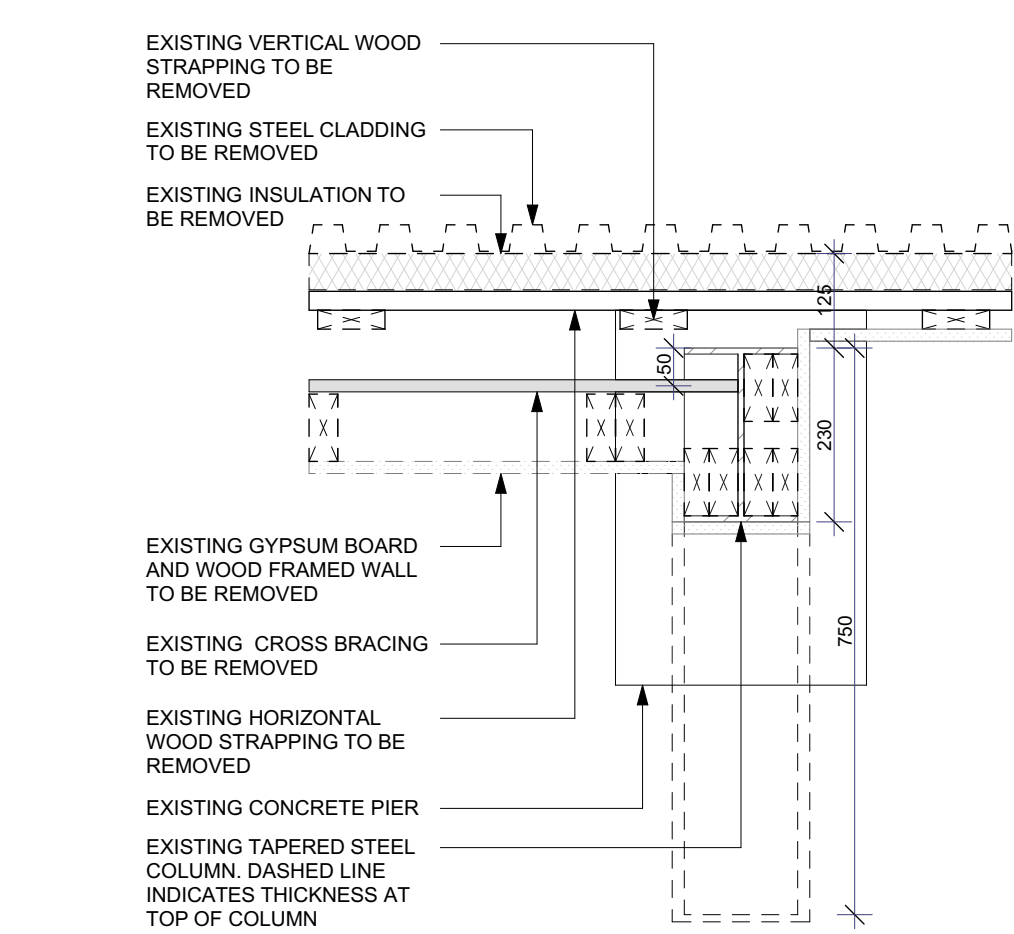
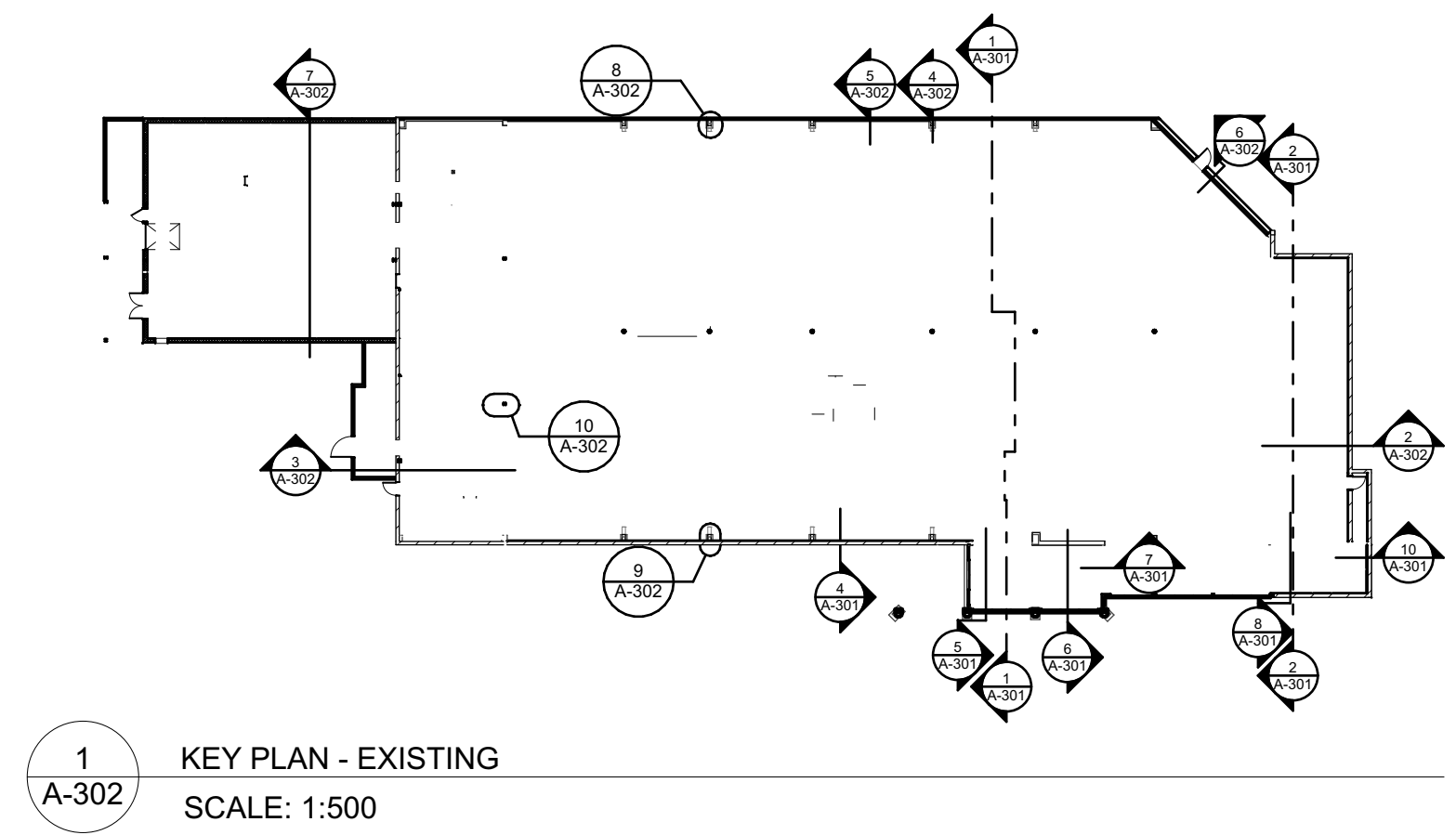
4
A-302 SECTION THROUGH NORTH WALL AT EXISTING STRUCTURE
SCALE: 1:20



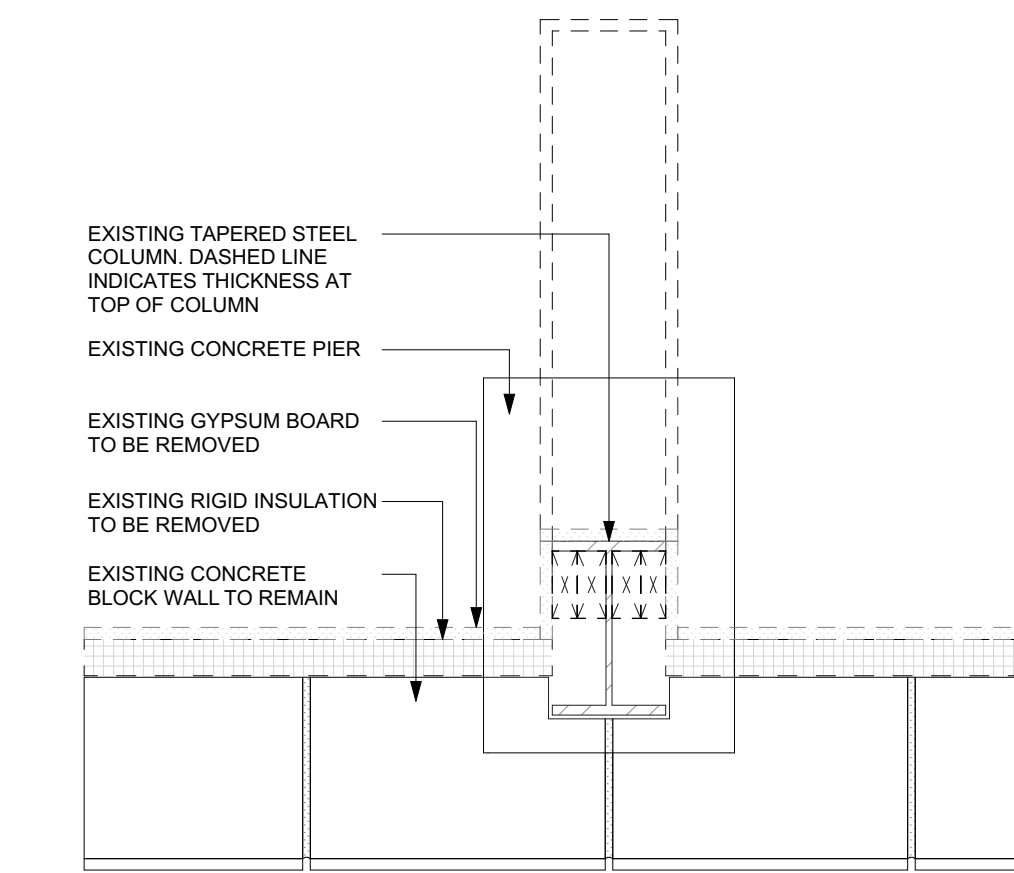
5
A-302 SECTION THROUGH NORTH WALL AT CROSS BRACING
SCALE: 1:20



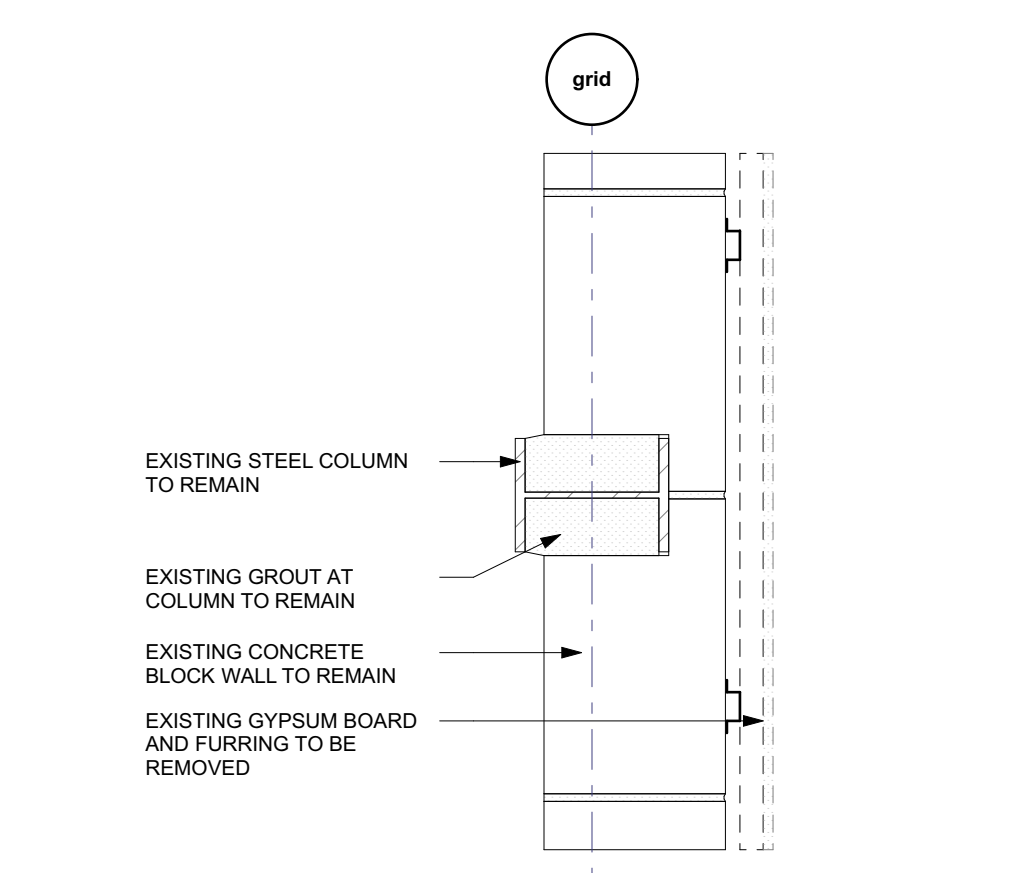
6
A-302 SECTION THROUGH NORTH / EAST WALL
SCALE: 1:20



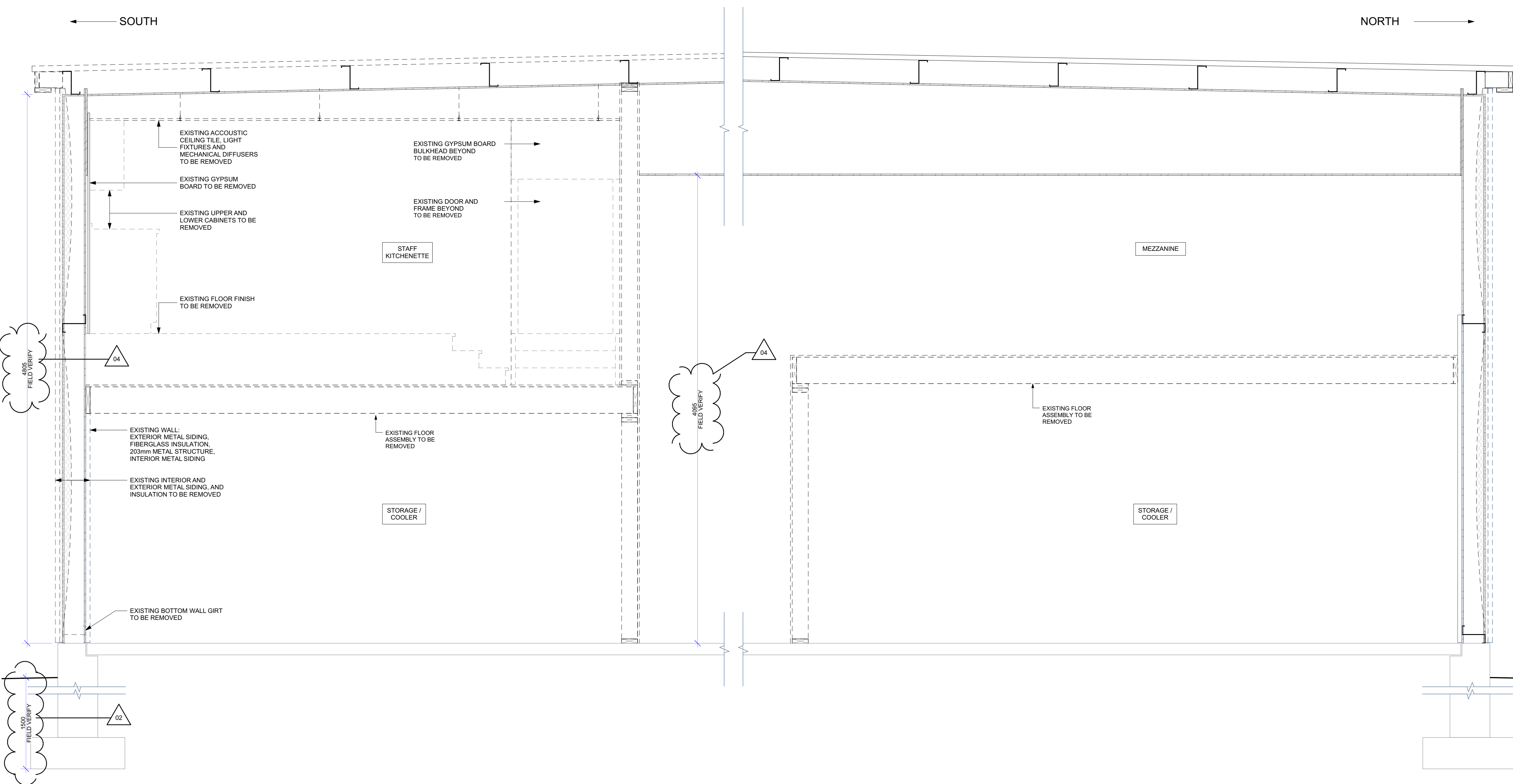
8
A-302 PLAN DETAIL AT EXISTING COLUMN (NORTH WALL)
SCALE: 1:10



9
A-302 PLAN DETAIL AT EXISTING COLUMN (SOUTH WALL)
SCALE: 1:10



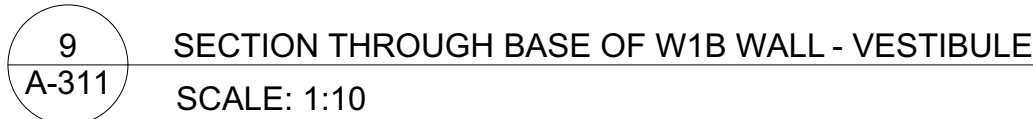
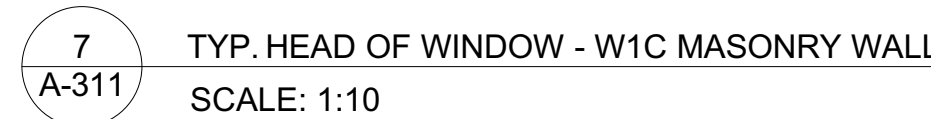
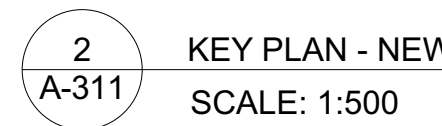
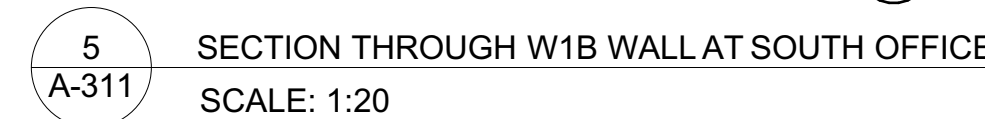
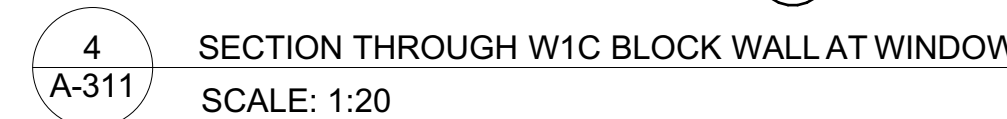

10
A-302 PLAN DETAIL AT EXISTING COLUMN (BLOCK WALL)
SCALE: 1:10



7
A-302 SECTION THROUGH WEST WING
SCALE: 1:20

S:\2024\2404-TSBDP\Drawings\20251107-370WilliamSWillamON pin

	TOWN OF SOUTH BRUCE PENINSULA	G. M. DIEMERT ARCHITECT INC. Suite 201 957 Fourth Avenue East OVERSEAS, ONTARIO, N4K 2N6, Tel: 519-376-1975	PROJECT: New Townhall Offices 370 William Street, Warton, Ontario	Drawing Number: A-302	Project Number: 2404				
				Original Drawing Size: ARCH E (1200 x 1500mm) (A4 x 30")	Revision History <table border="1"> <thead> <tr> <th>No.</th> <th>Date</th> <th>Description</th> <th>By</th> </tr> </thead> <tbody> <tr> <td>01</td> <td>2025-11-19</td> <td>Issue for Permit</td> <td>GD</td> </tr> </tbody> </table>	No.	Date	Description	By
No.	Date	Description	By						
01	2025-11-19	Issue for Permit	GD						



04	A200-03	ADDENDUM 03	2025.11		
05	A200-01	ADDENDUM 01	2025.11		
02		ISSUED FOR TENDER	2025.10		
Rev-01	Change	Revisions			

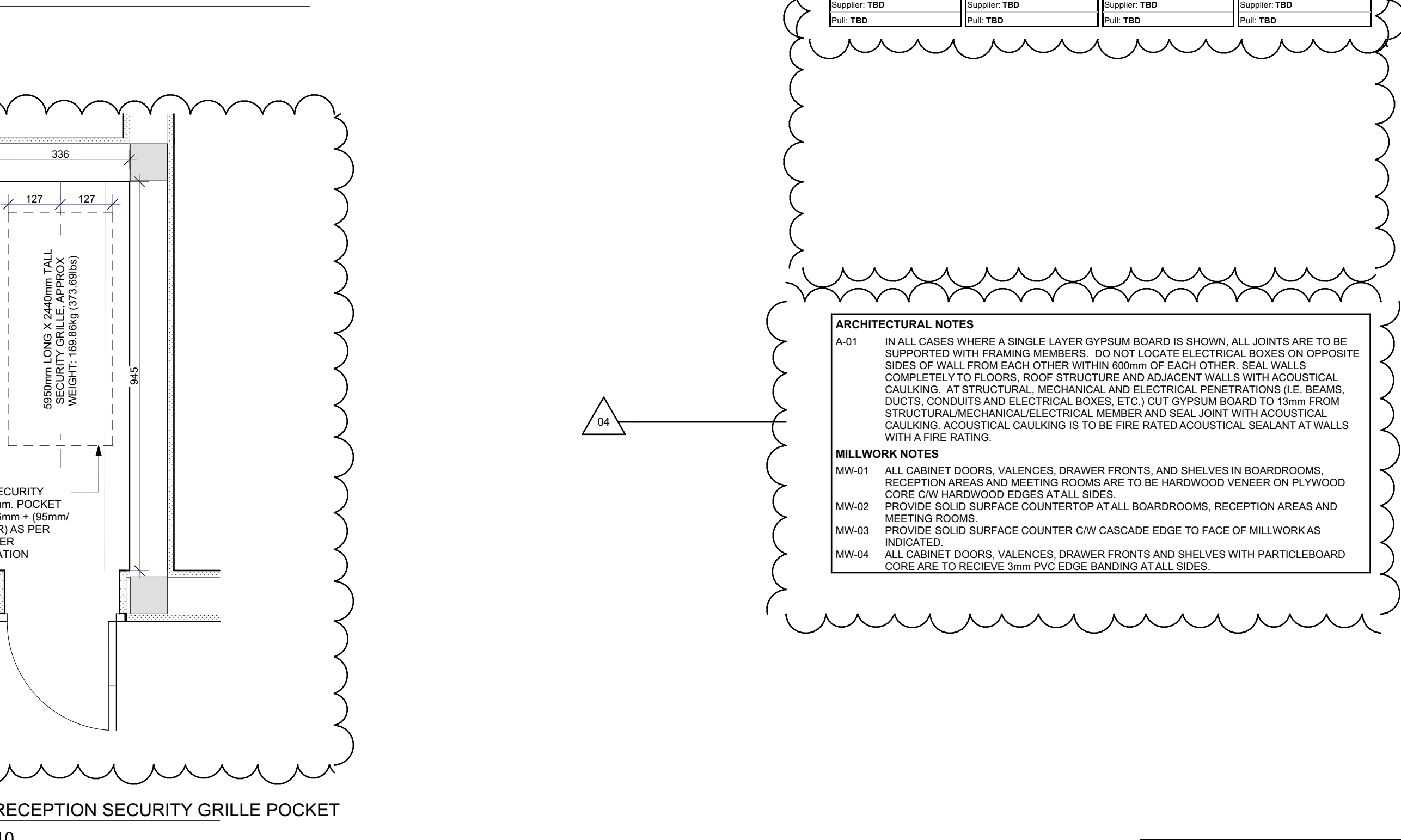
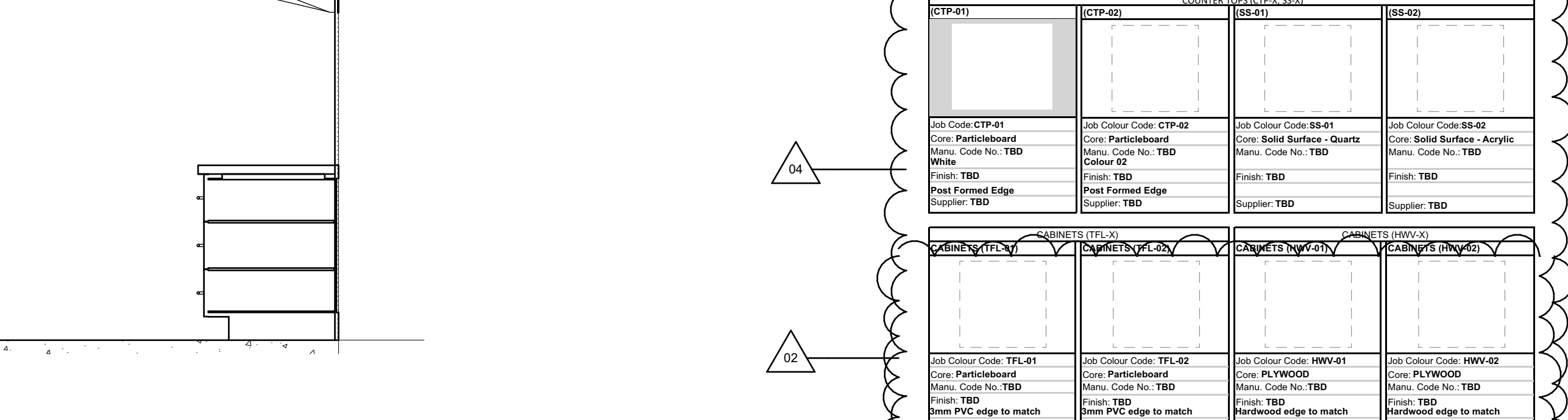

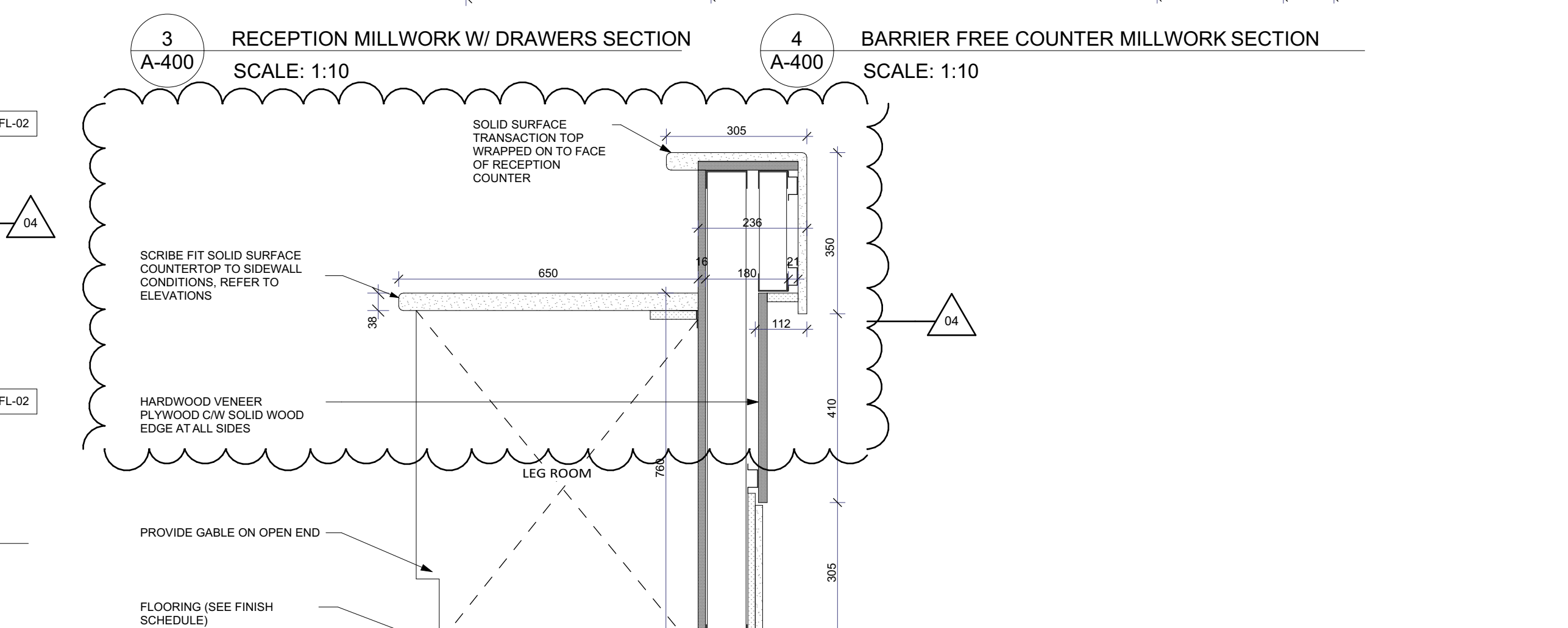
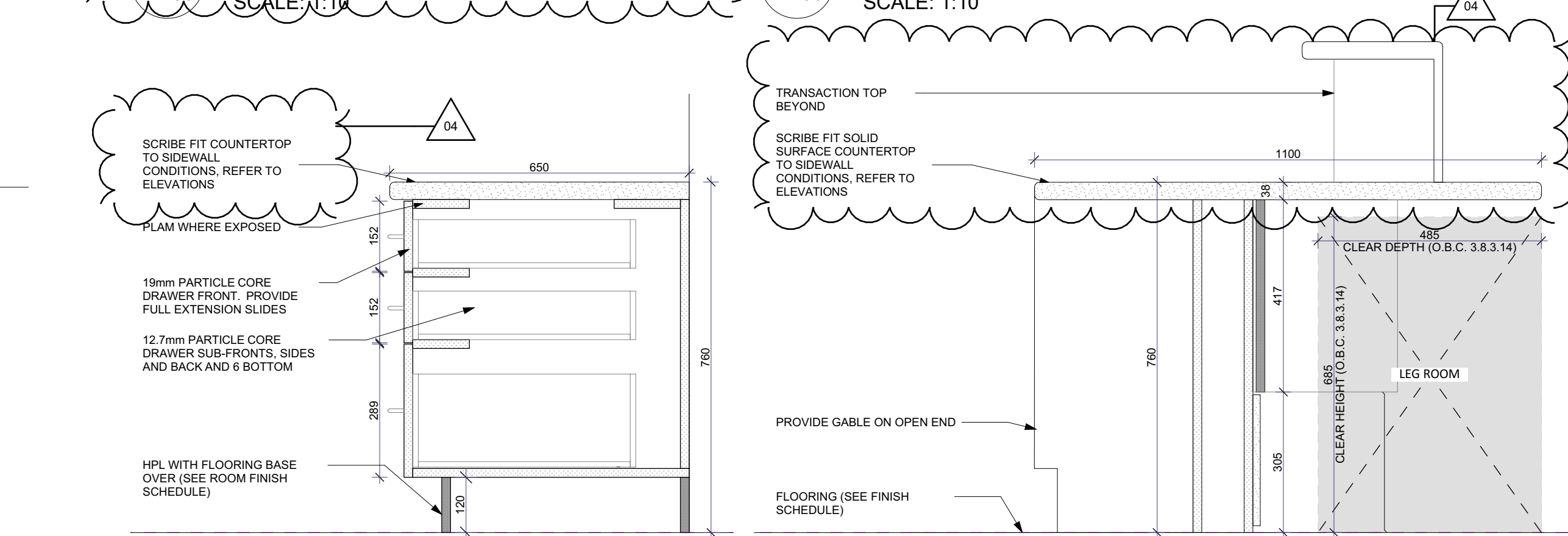
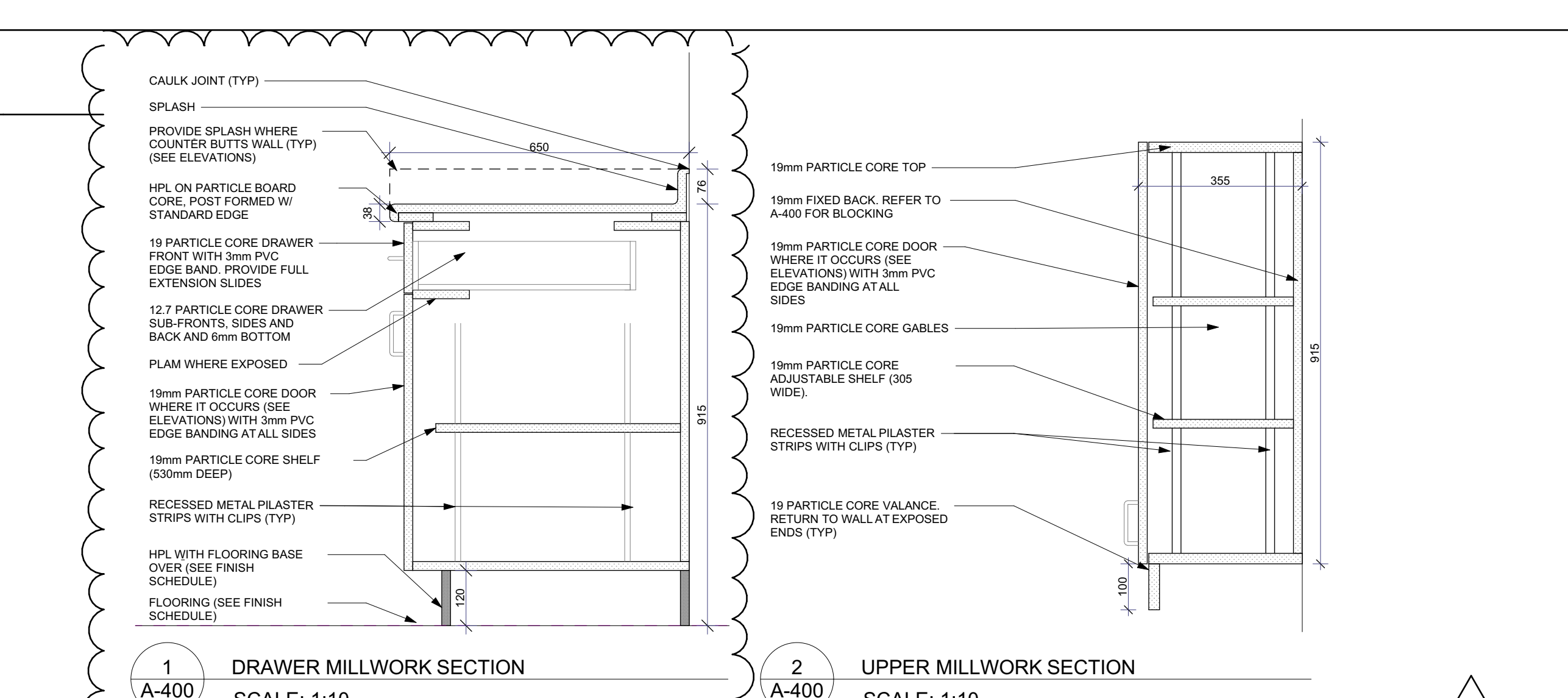

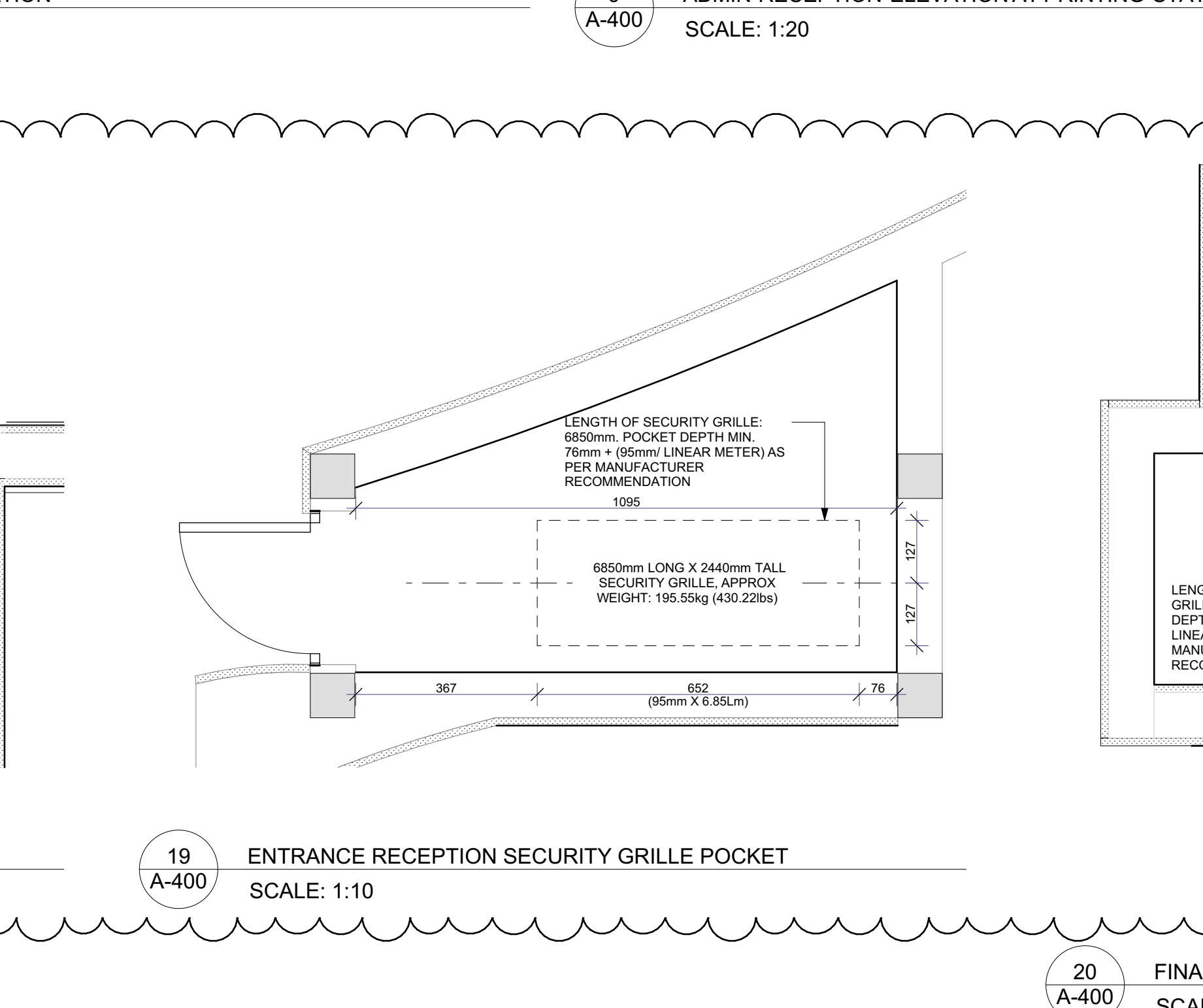
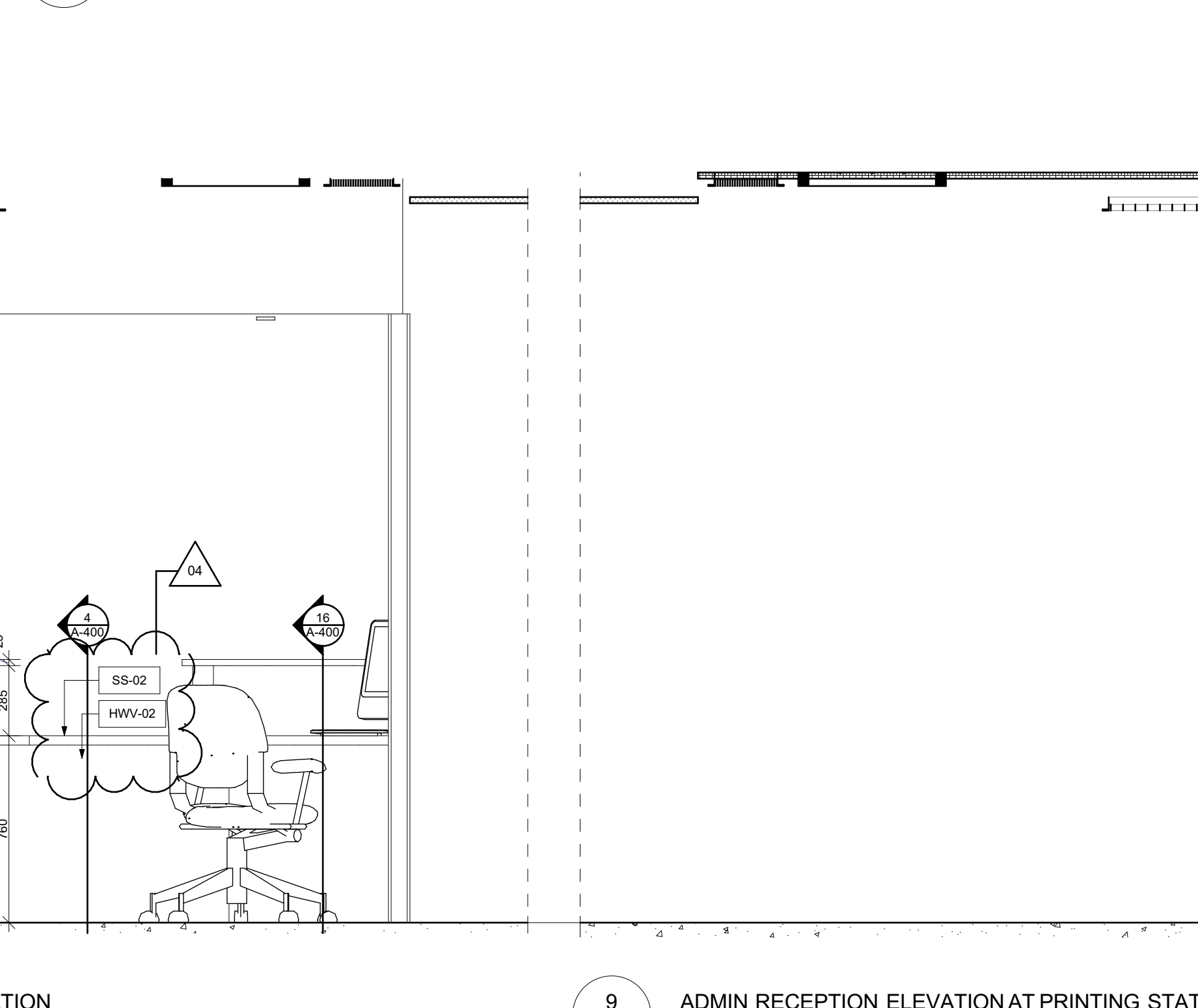
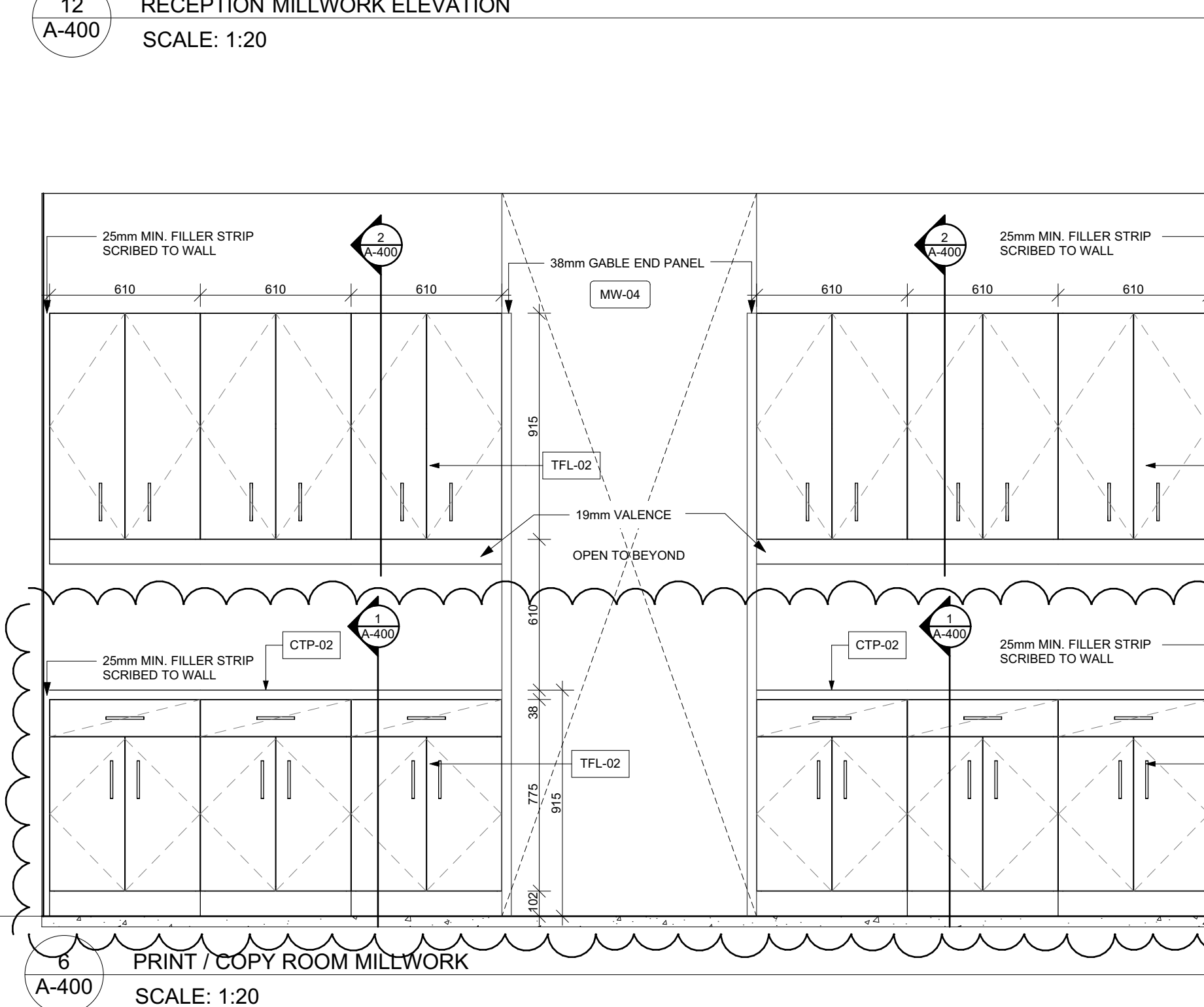
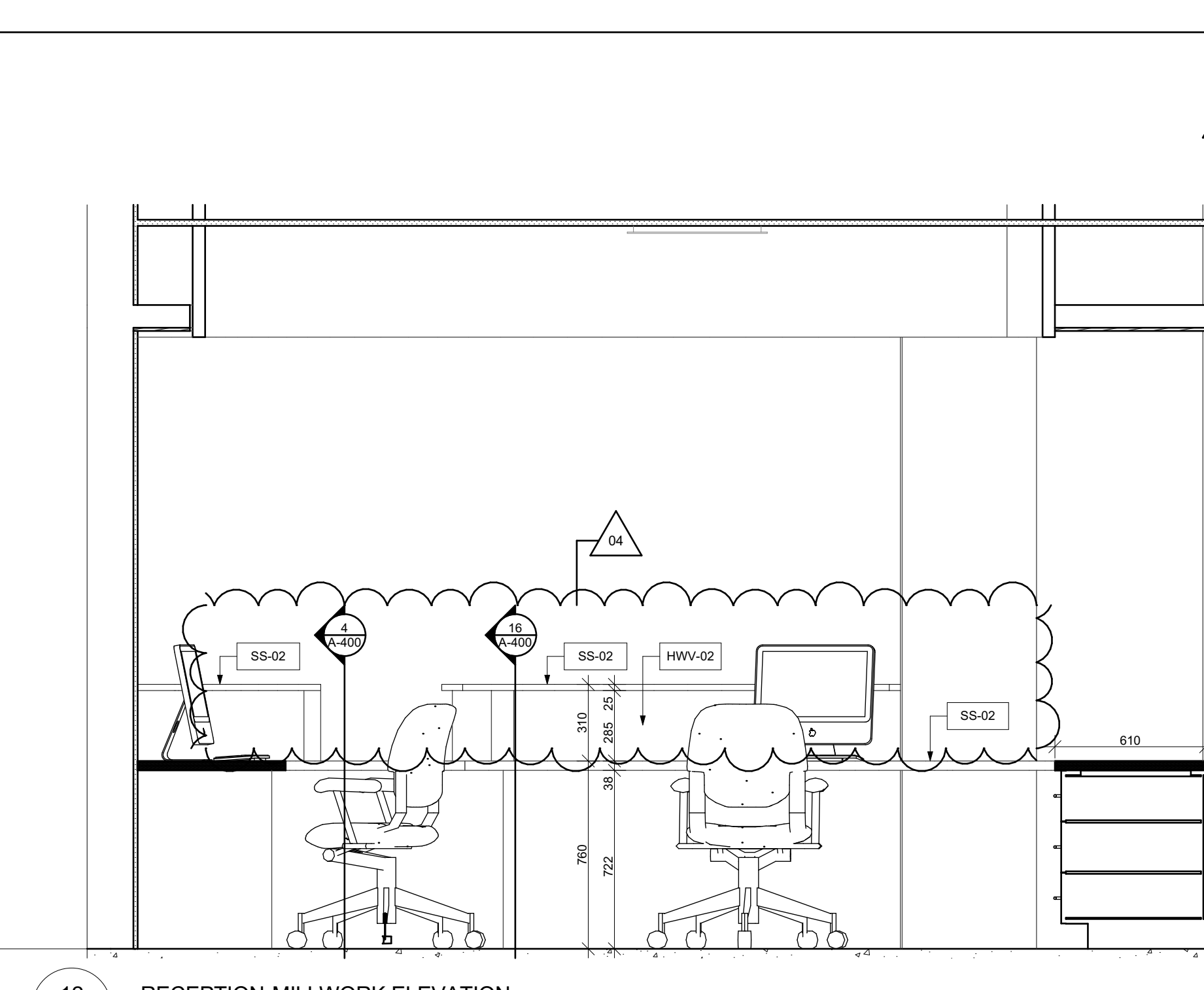

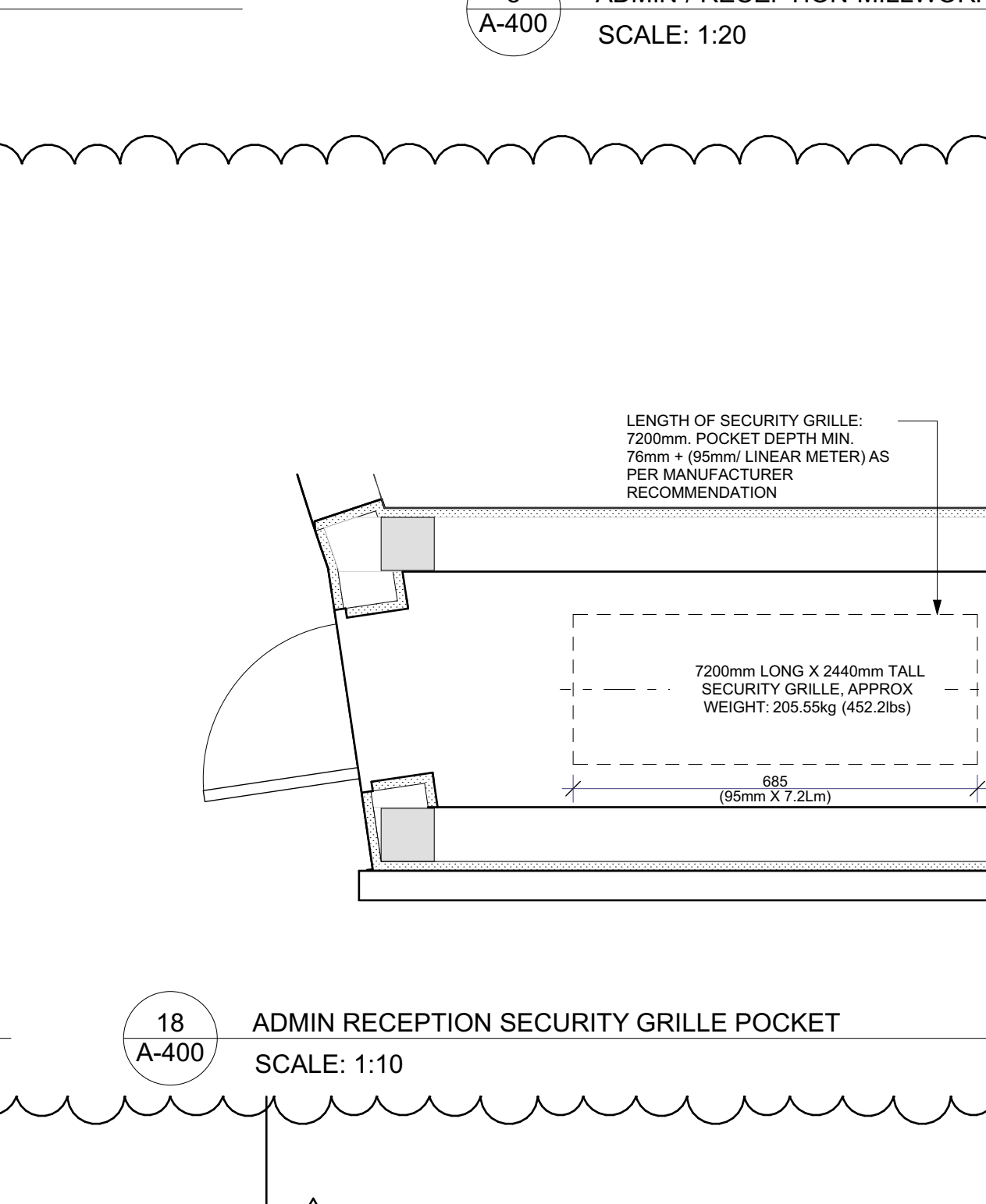
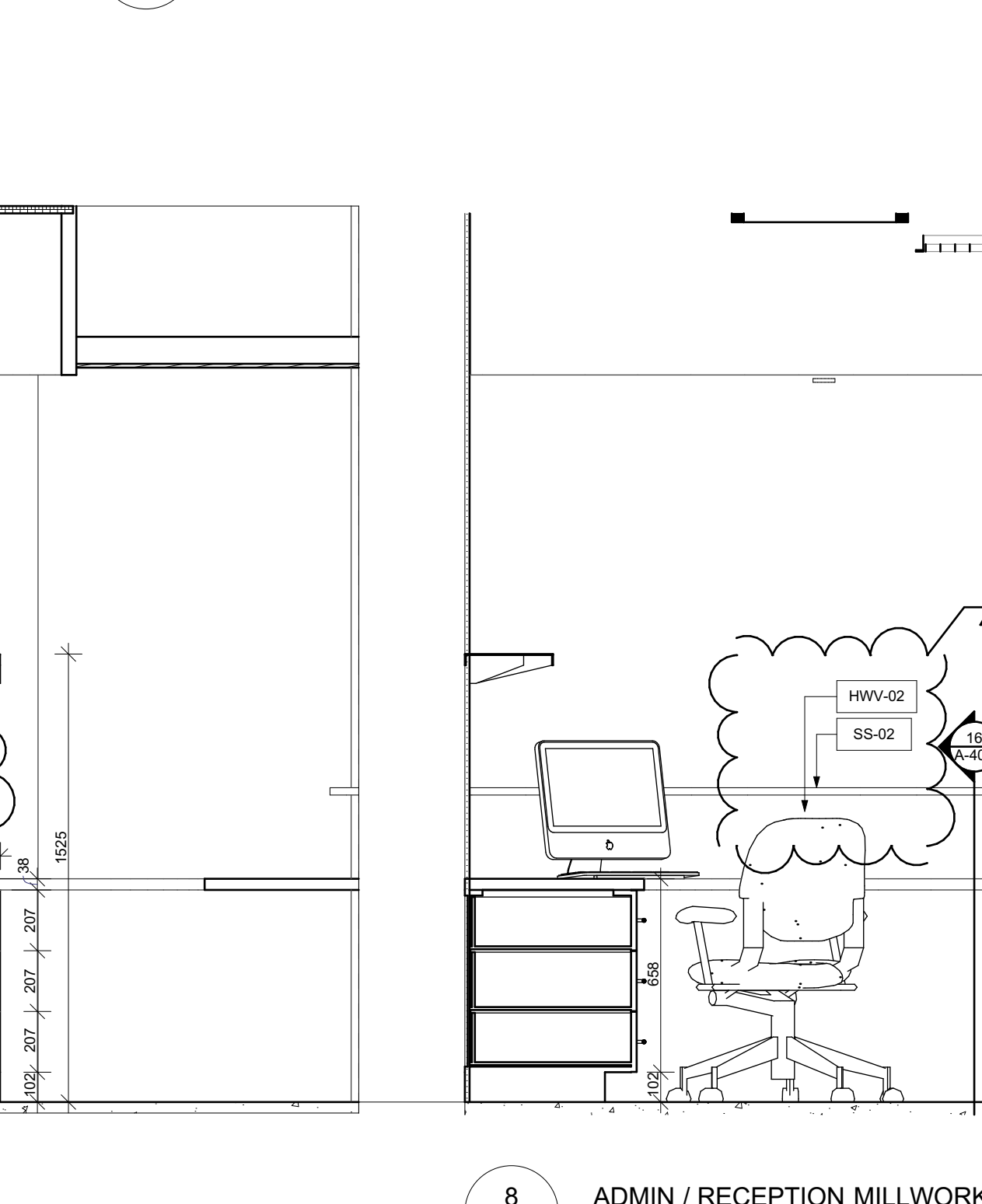
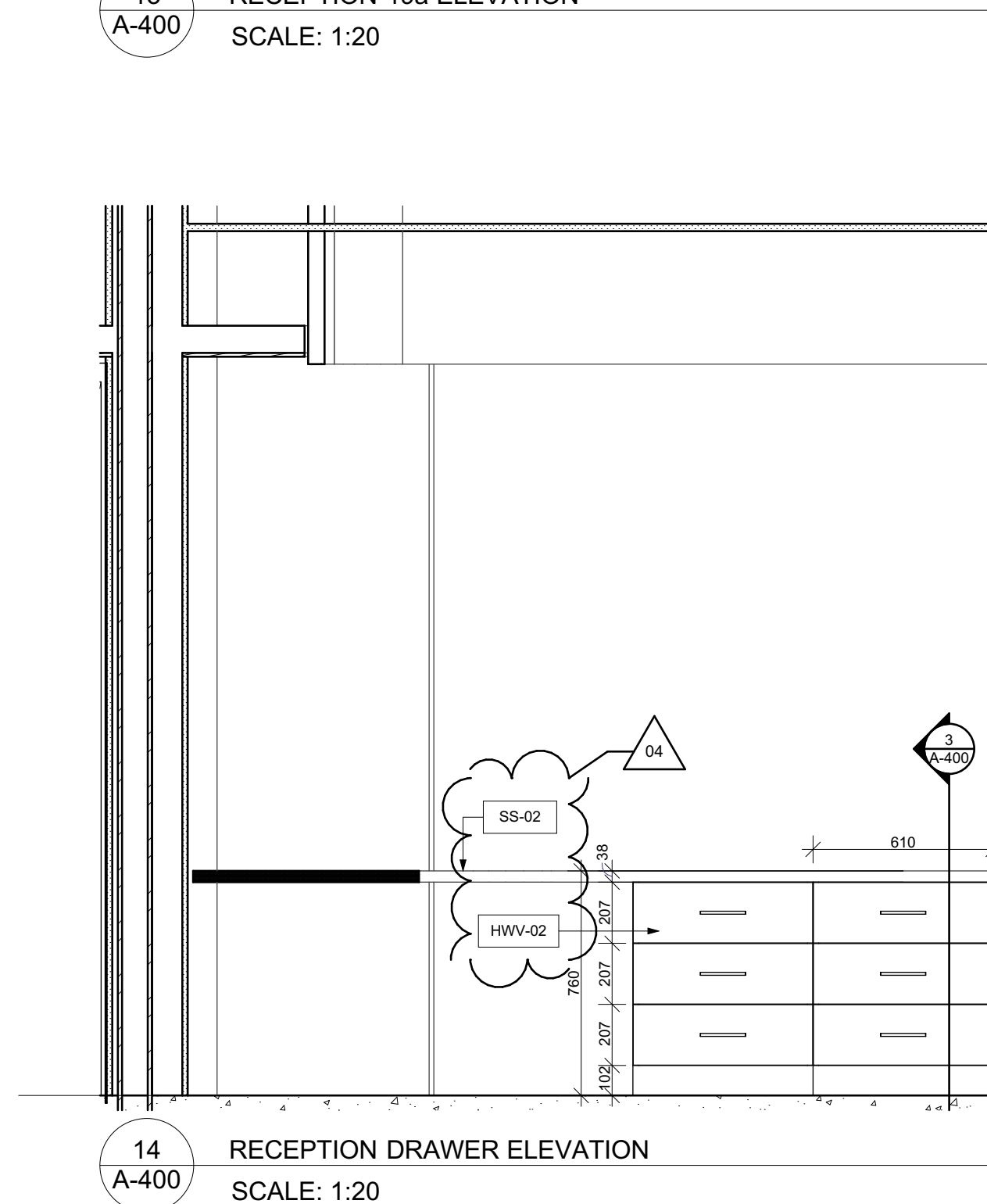
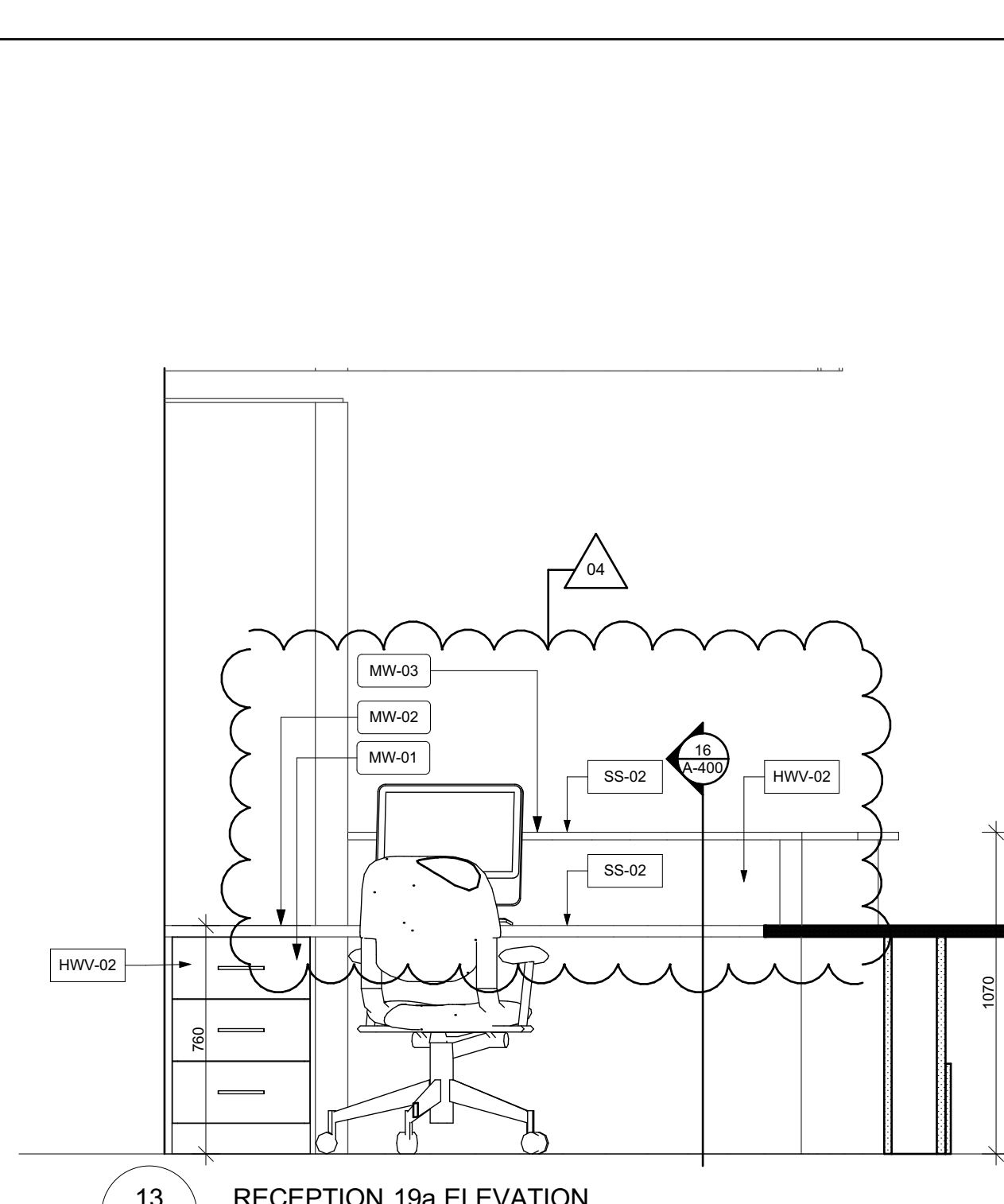
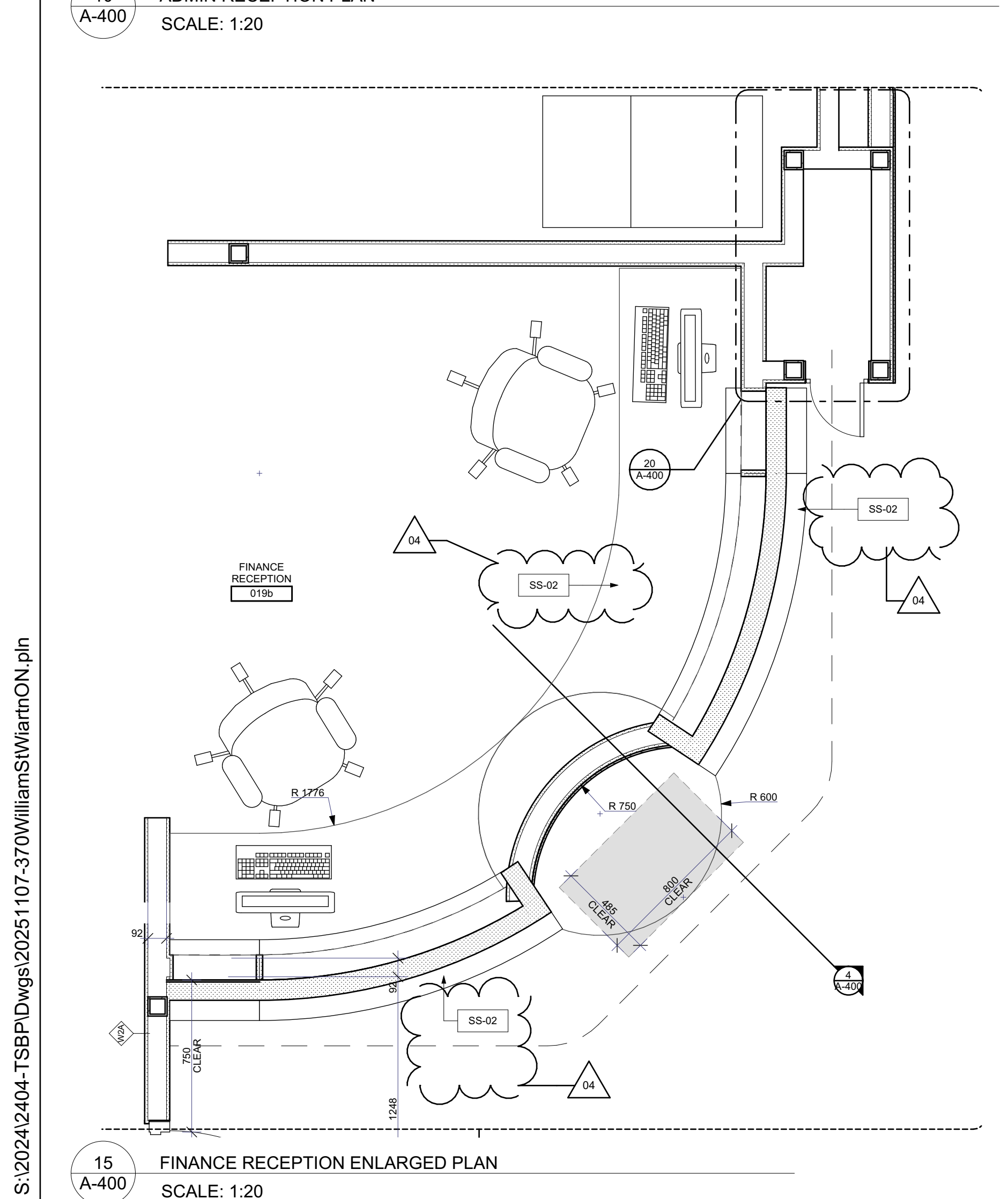
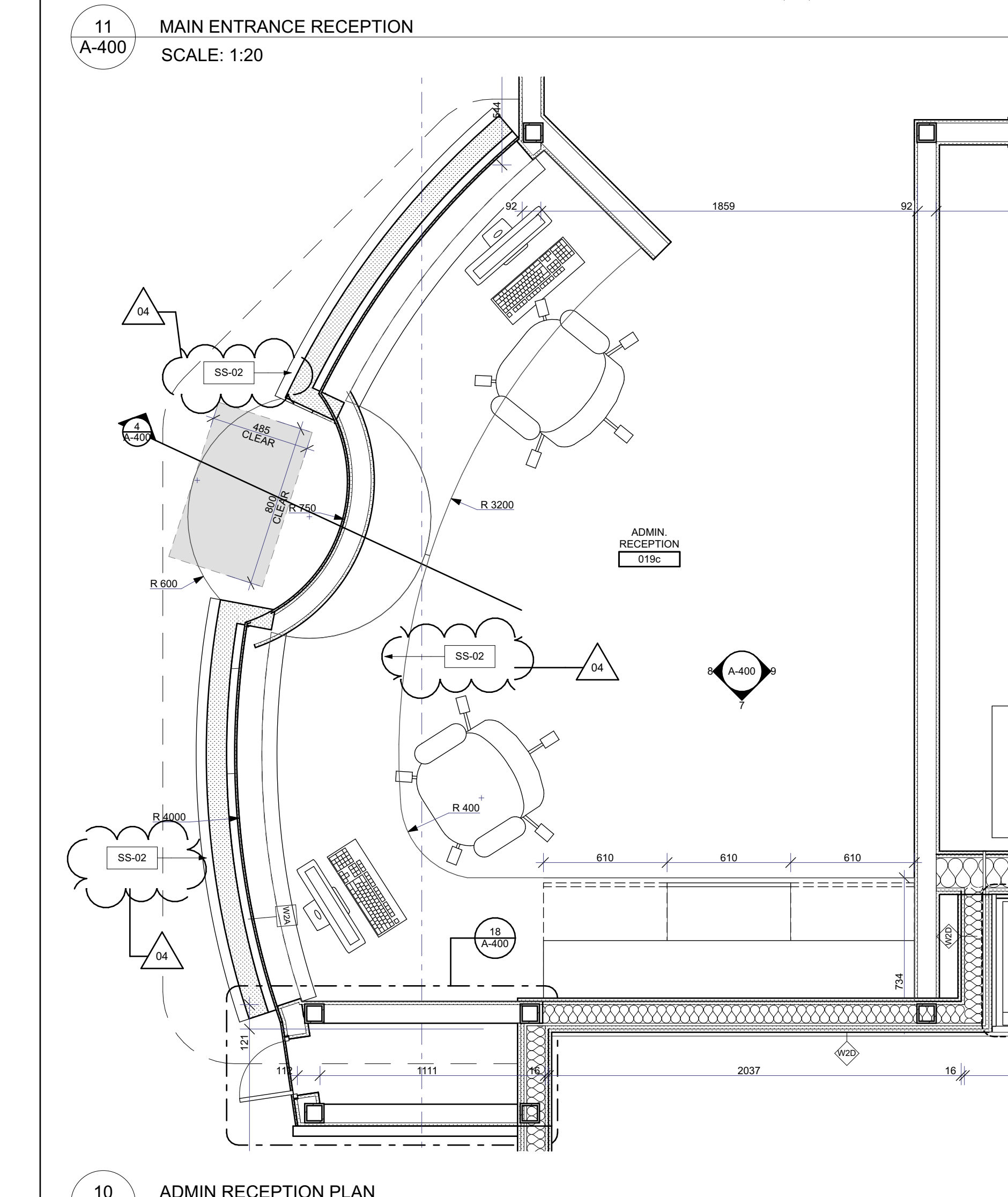
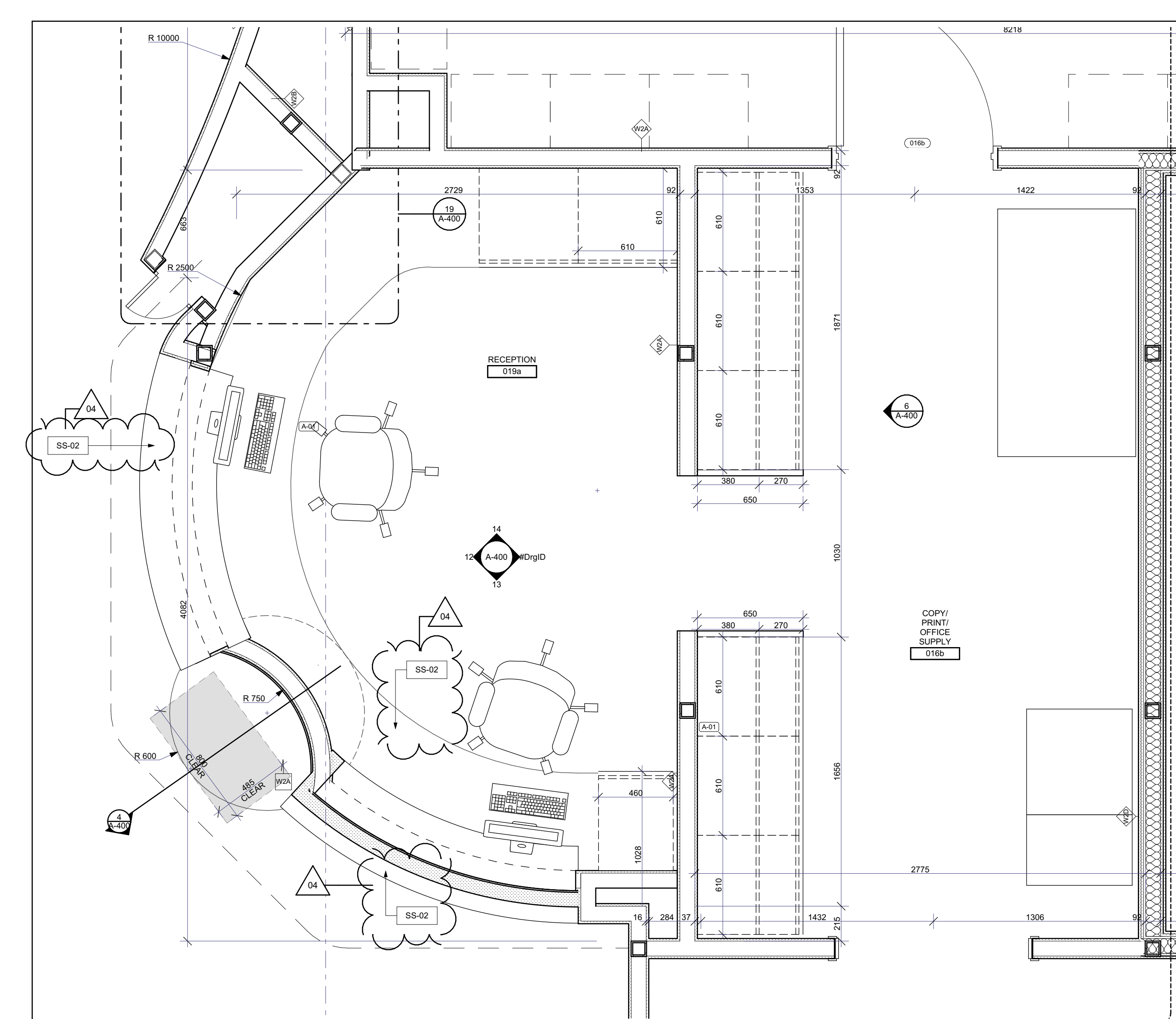
Revision History

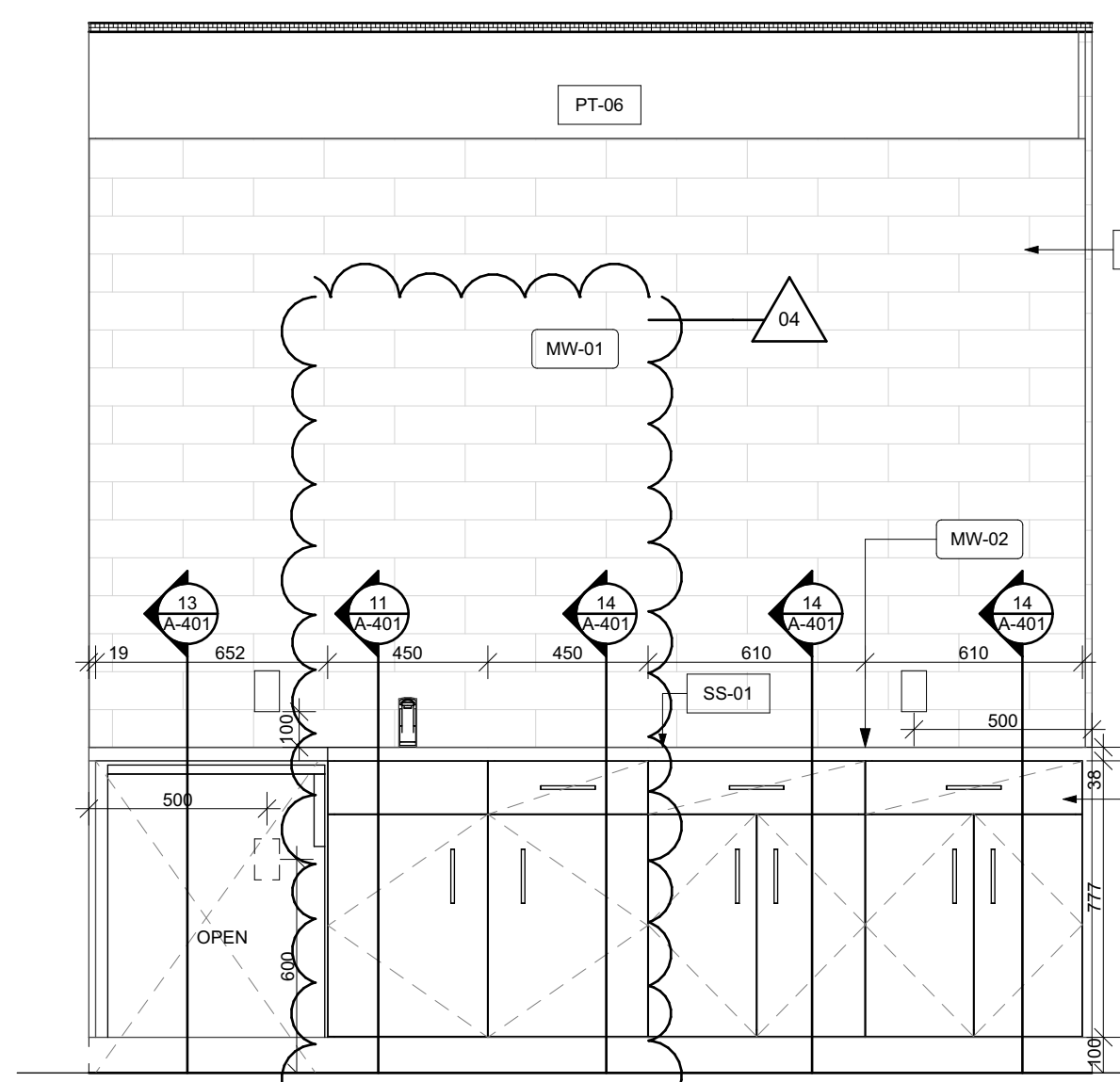
Drawing Name

WALL SECTIONS

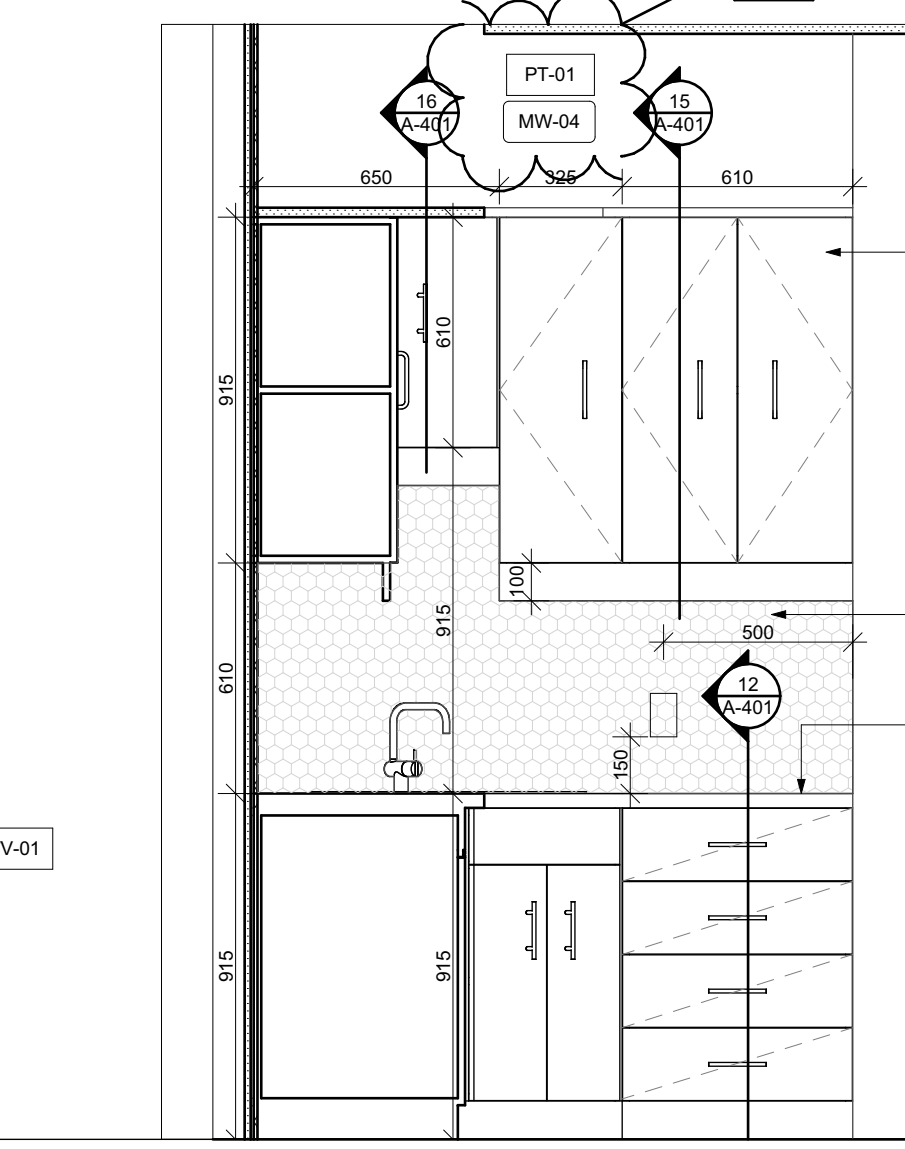
Drawing Number:	Project Number:
A-311	2404
	ORIGINAL DRAWING SIZE: ARCH E (1220 x 1830)

S:\2024\2404-TSBP\Drawings\2025\107-370\WilliamSWilamON pin

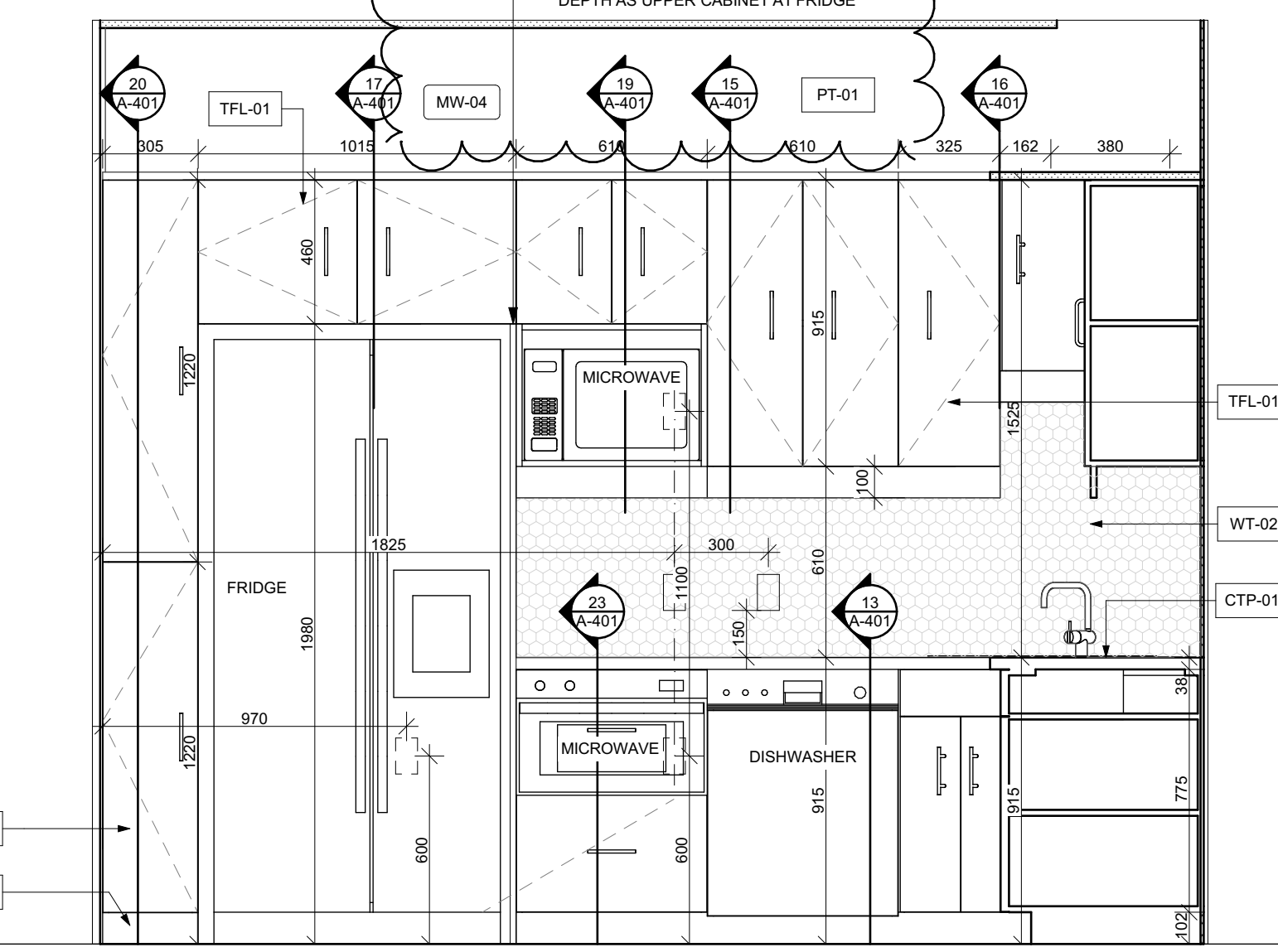




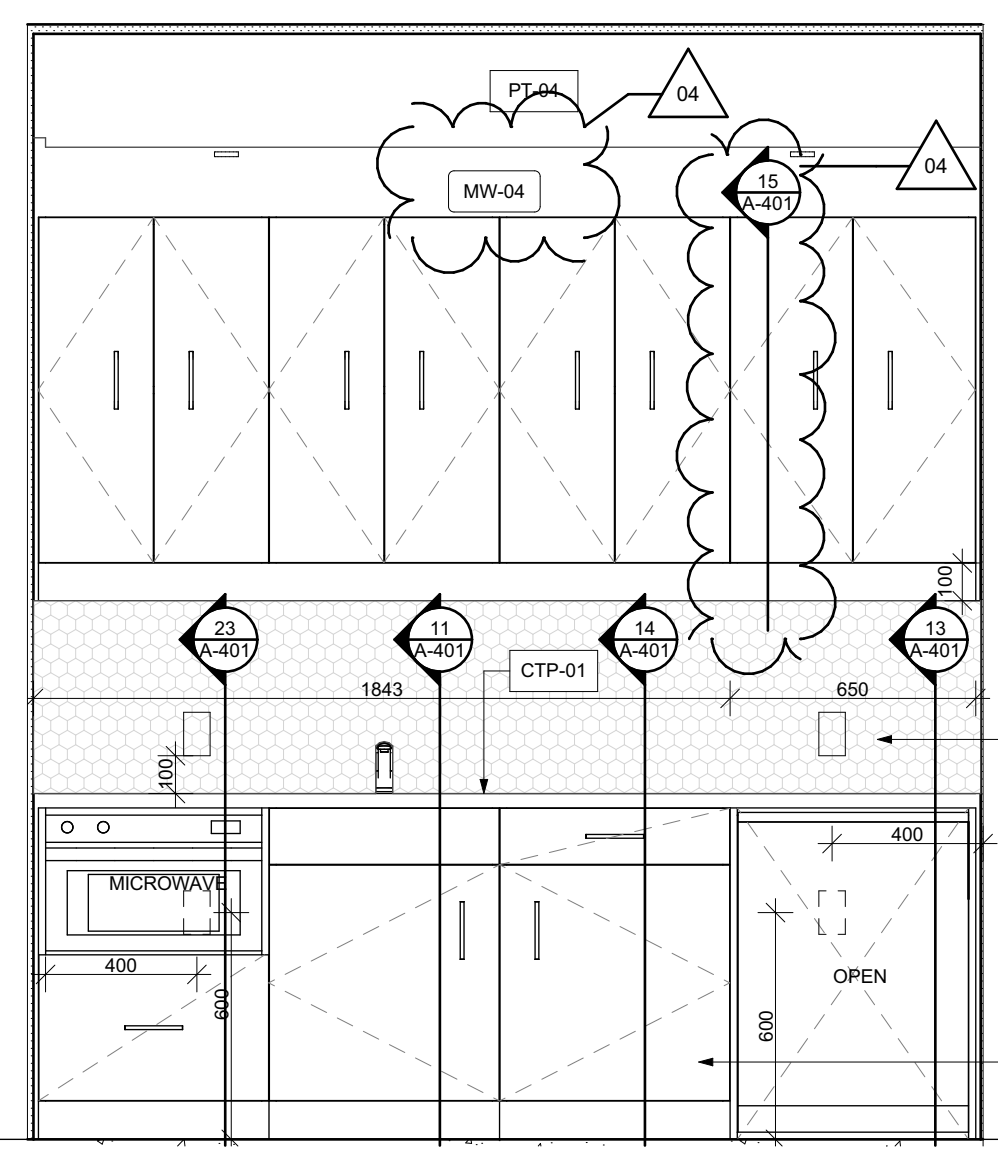
2
A-401
BOARDROOM MILLWORK
SCALE: 1:20



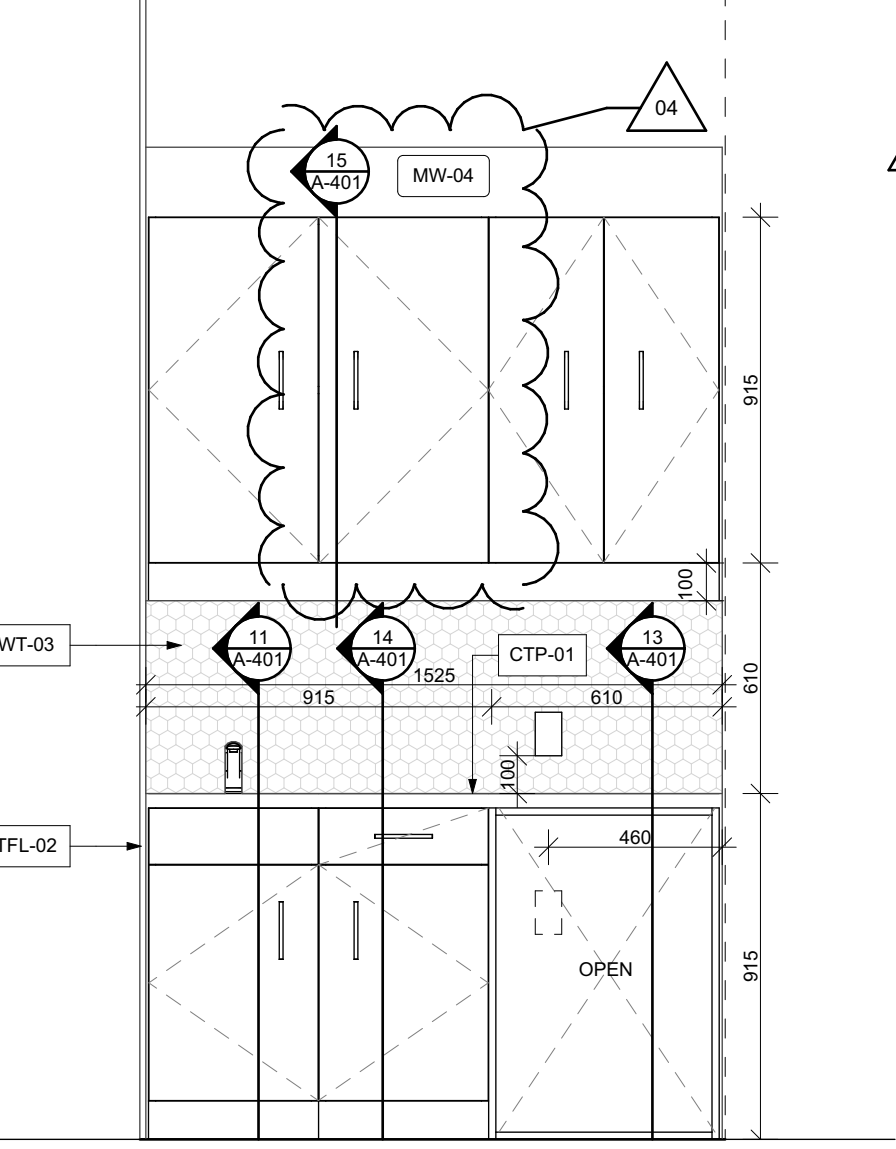
4
A-401
STAFF LUNCH ROOM MILLWORK ELEVATION A
SCALE: 1:20



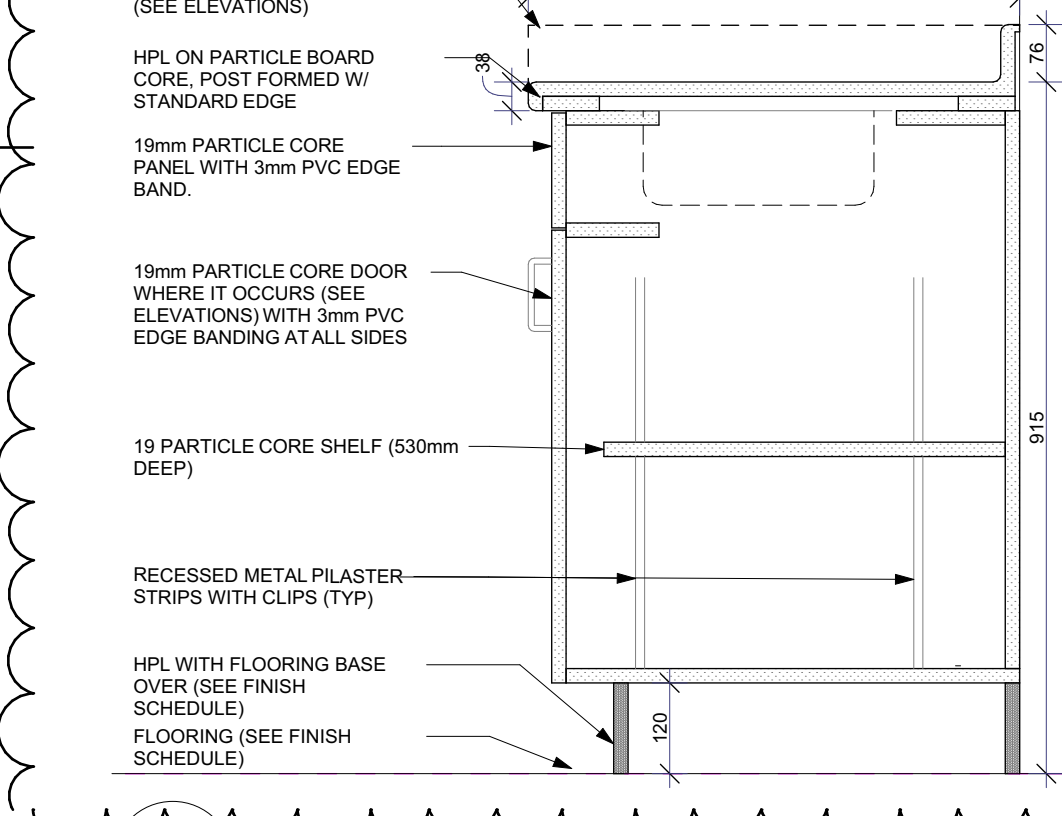
5
A-401
STAFF LUNCH ROOM MILLWORK ELEVATION B
SCALE: 1:20



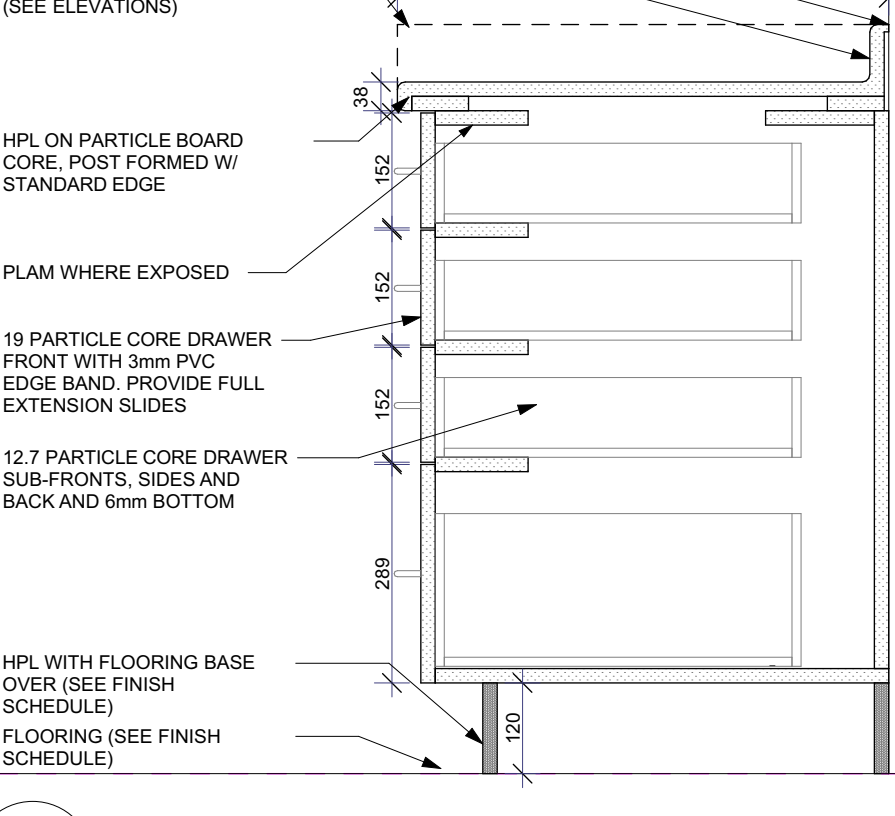
6
A-401
STAFF COFFEE STATION A ELEVATION
SCALE: 1:20



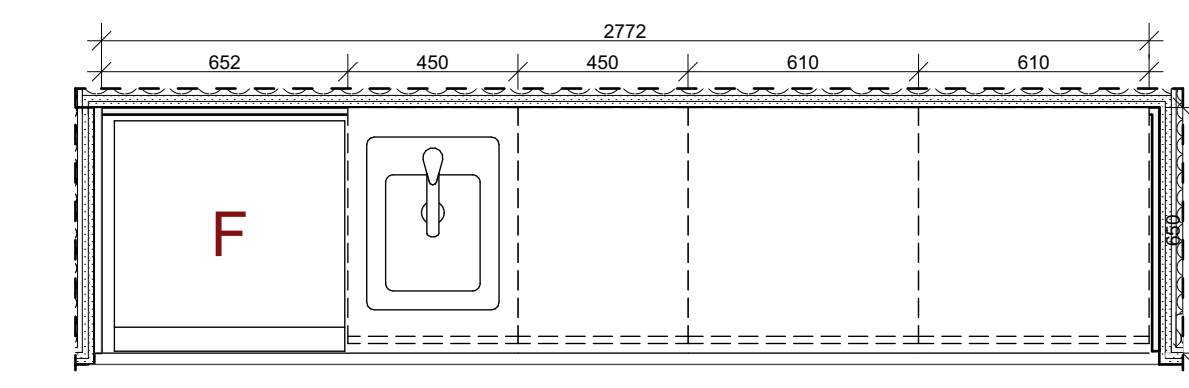
8
A-401
STAFF COFFEE STATION B ELEVATION
SCALE: 1:20



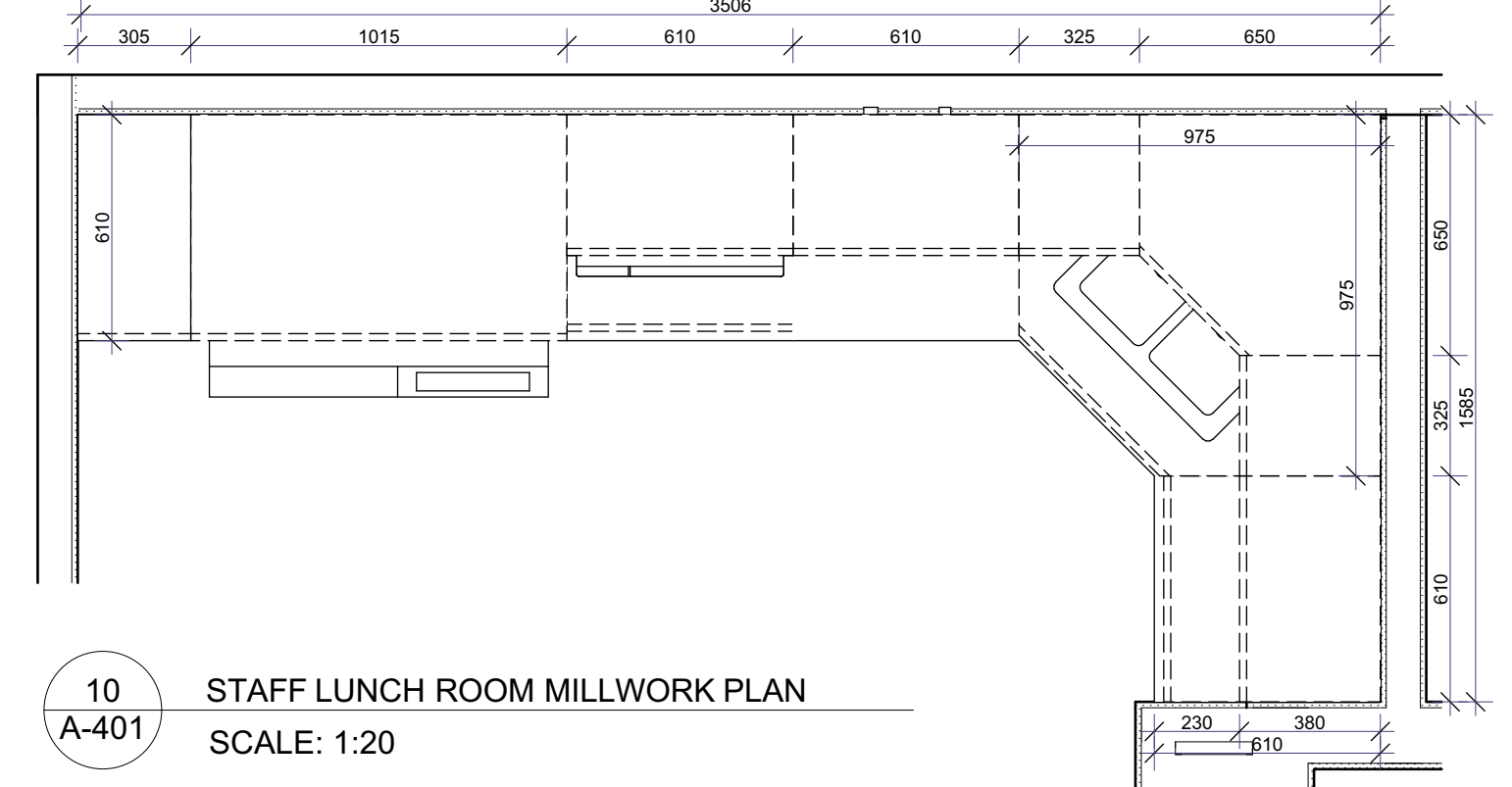
11
A-401
SINK MILLWORK SECTION
SCALE: 1:10



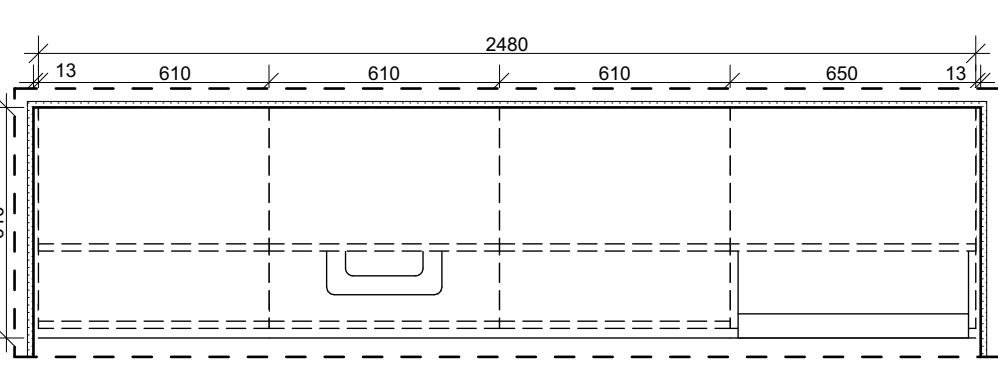
12
A-401
DRAWER MILLWORK SECTION
SCALE: 1:10



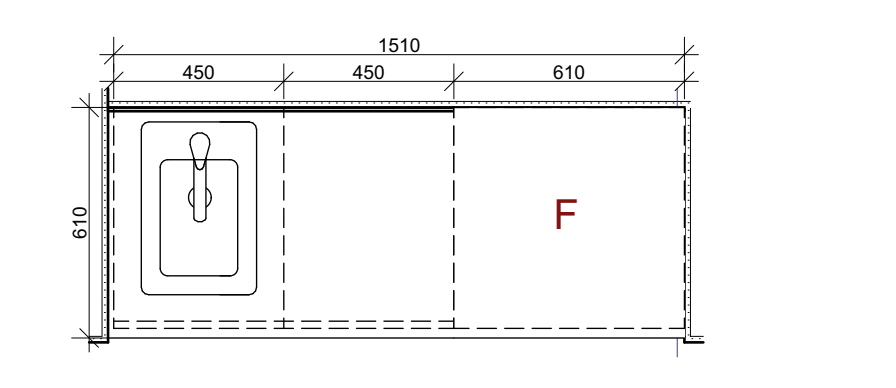
3
A-401
EXECUTIVE BOARDROOM MILLWORK
SCALE: 1:20



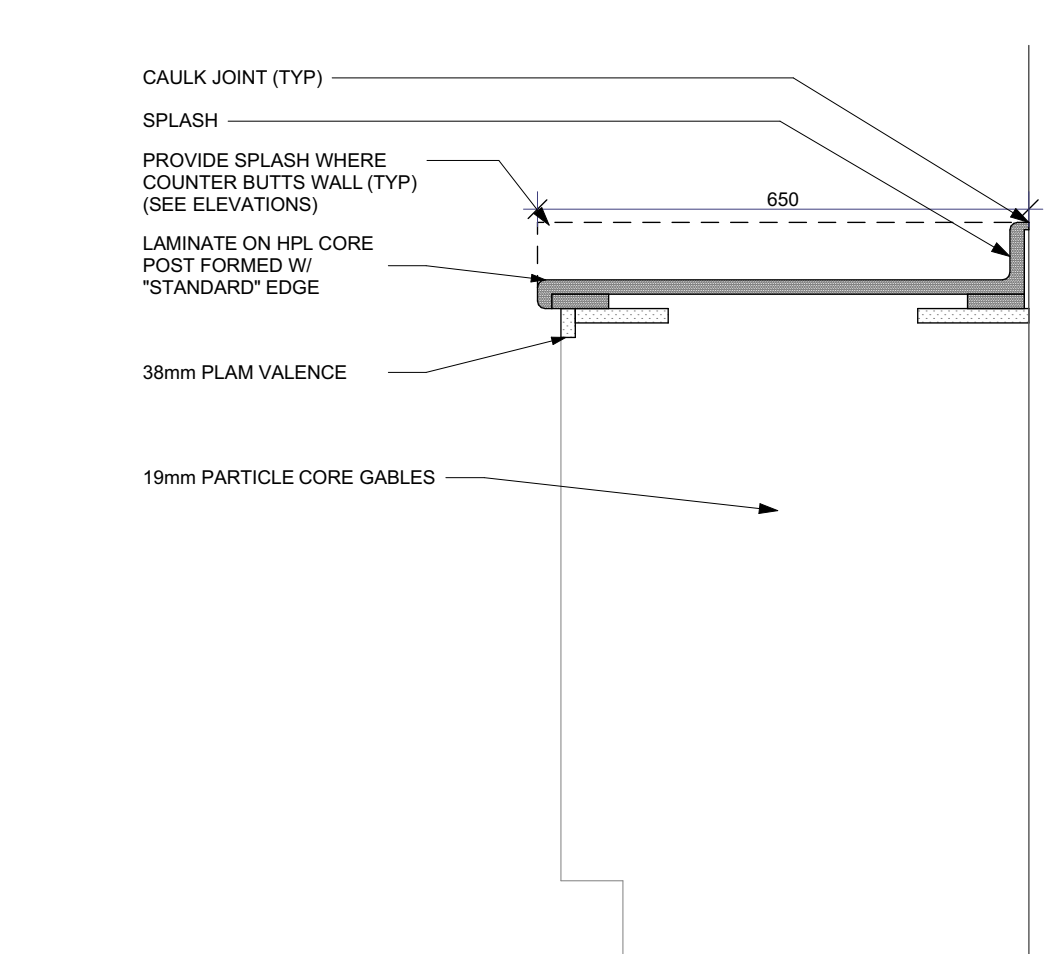
10
A-401
STAFF LUNCH ROOM MILLWORK PLAN
SCALE: 1:20



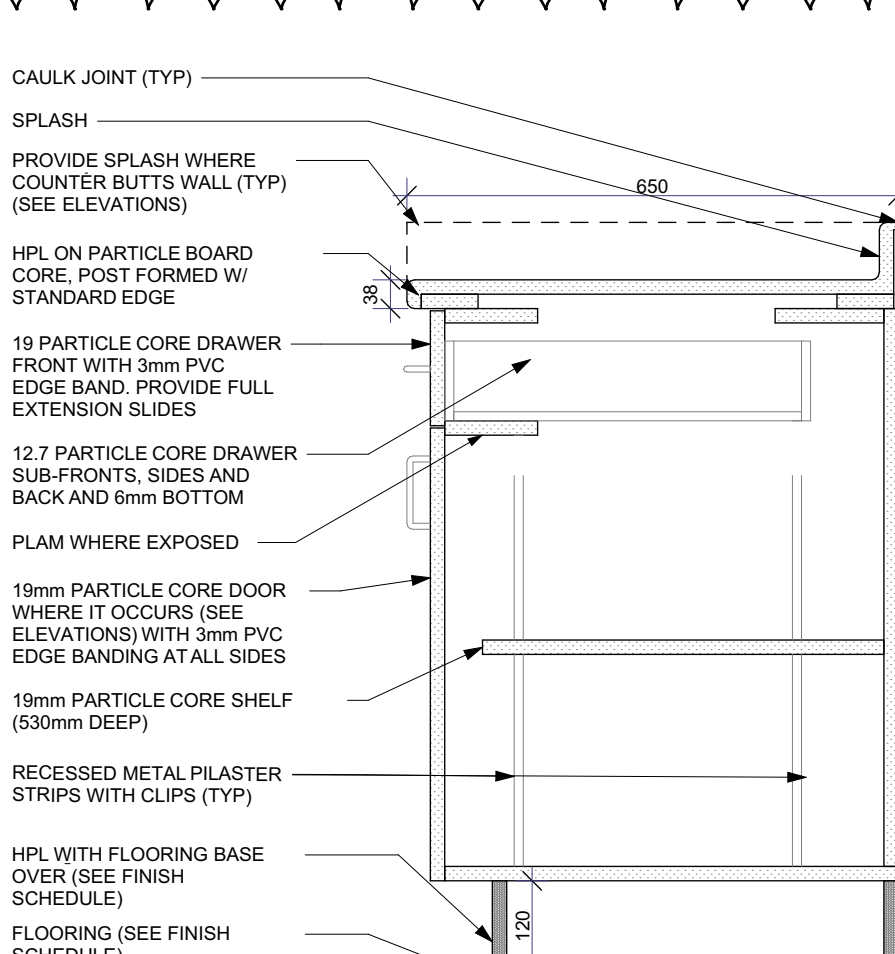
7
A-401
STAFF COFFEE STATION A MILLWORK PLAN
SCALE: 1:20



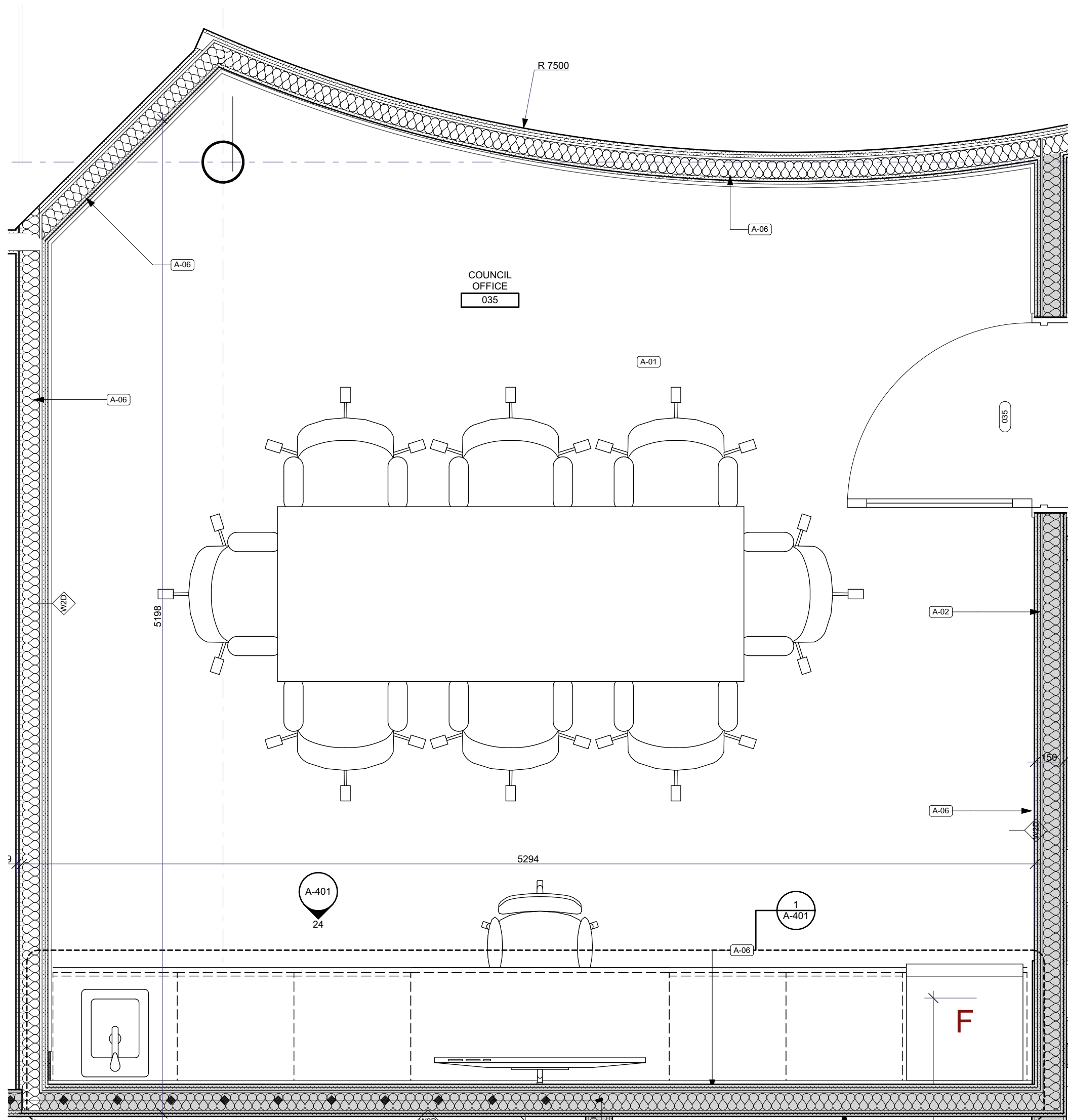
9
A-401
COFFEE STATION B MILLWORK PLAN
SCALE: 1:20



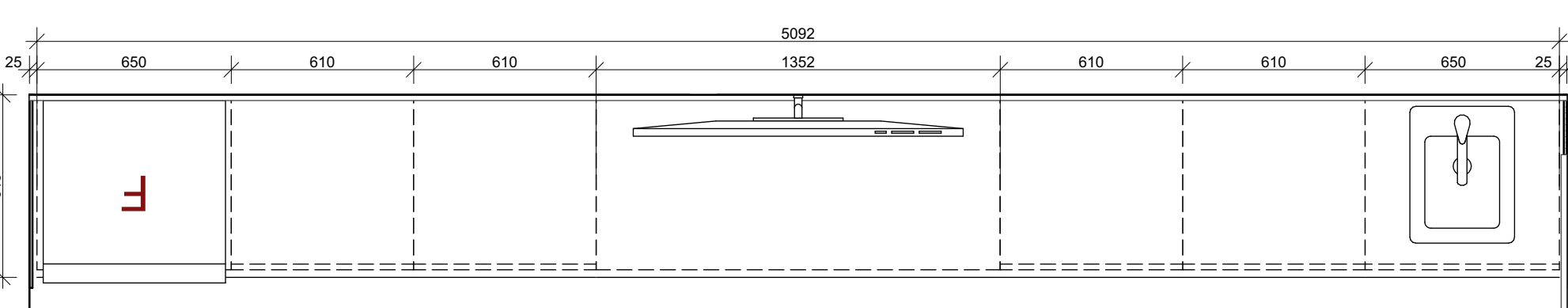
13
A-401
DISHWASHER MILLWORK SECTION
SCALE: 1:10



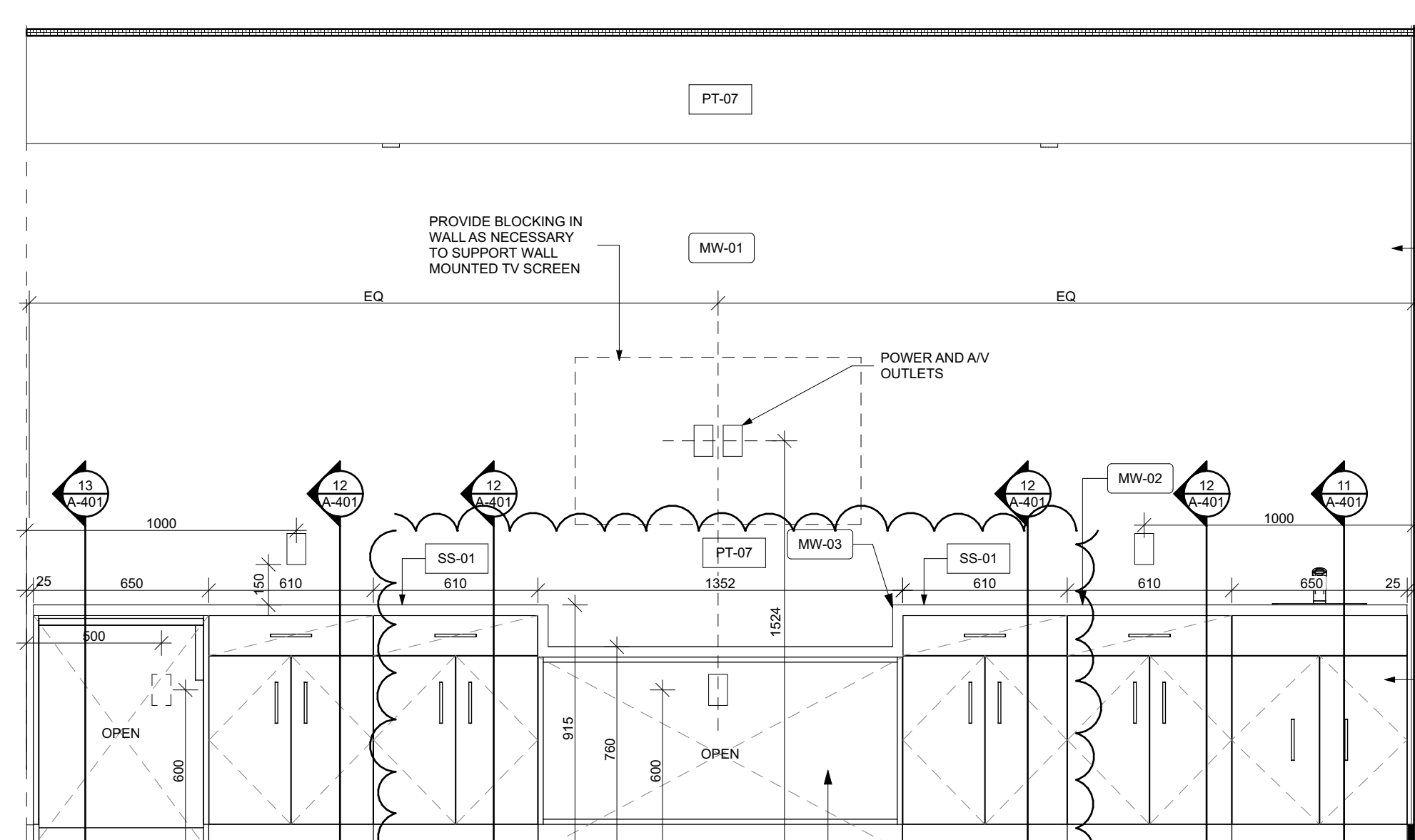
14
A-401
LOWER CABINET MILLWORK SECTION
SCALE: 1:10



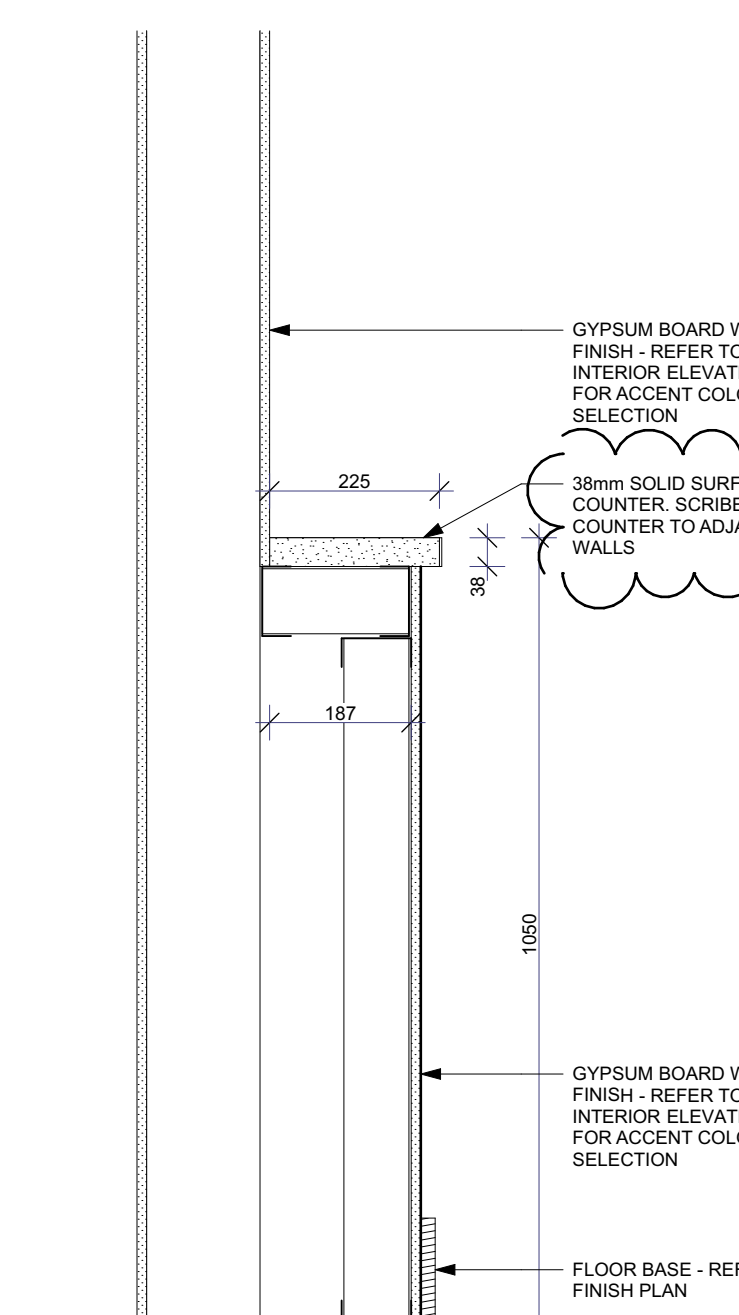
21
A-401
COUNCIL OFFICE ENLARGED PLAN
SCALE: 1:20



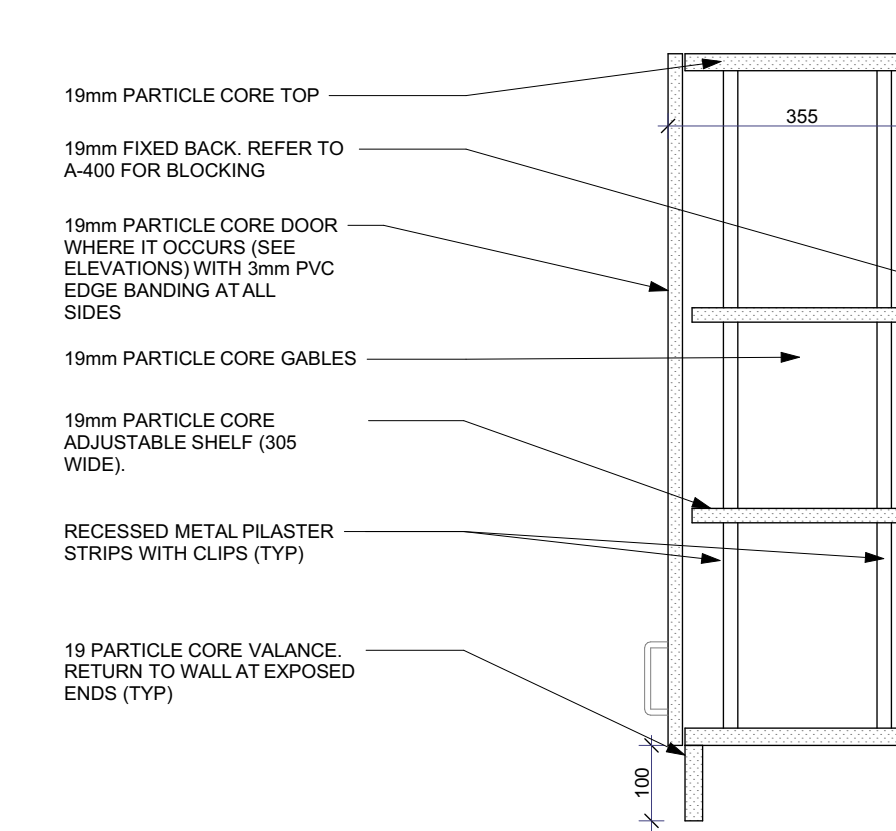
1
A-401
COUNCIL OFFICE MILLWORK
SCALE: 1:20



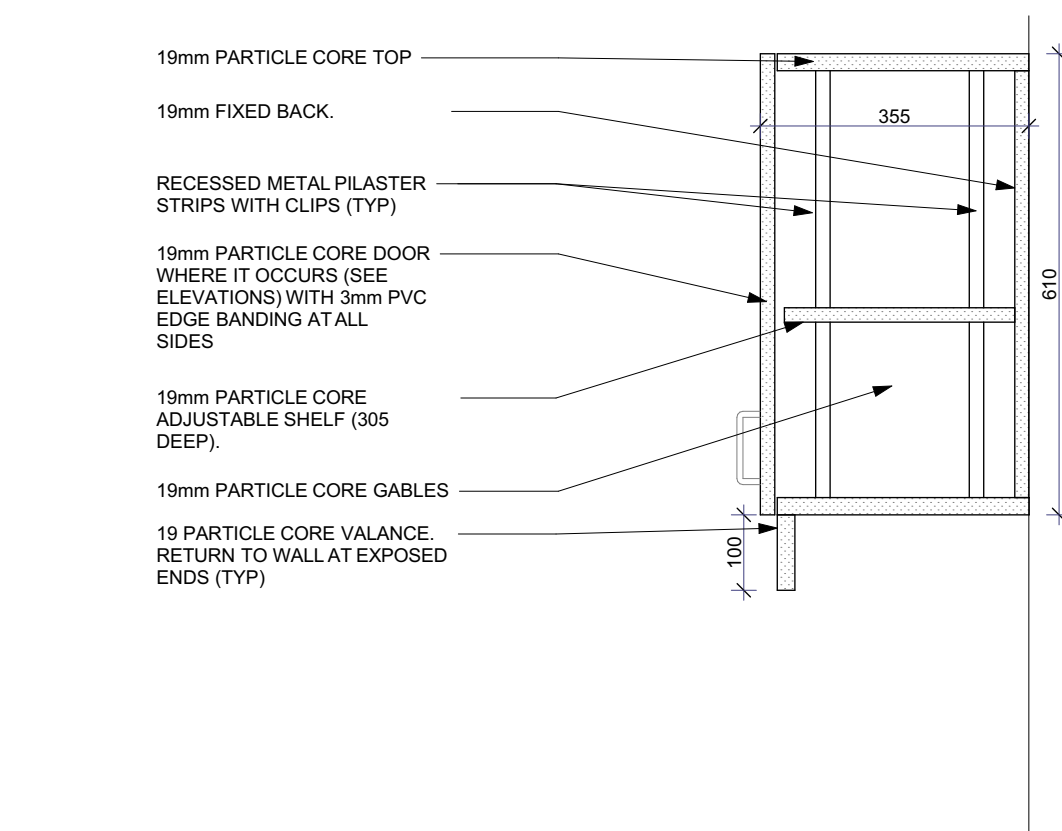
24
A-401
COUNCIL MEETING ROOM ACCENT WALL
SCALE: 1:20



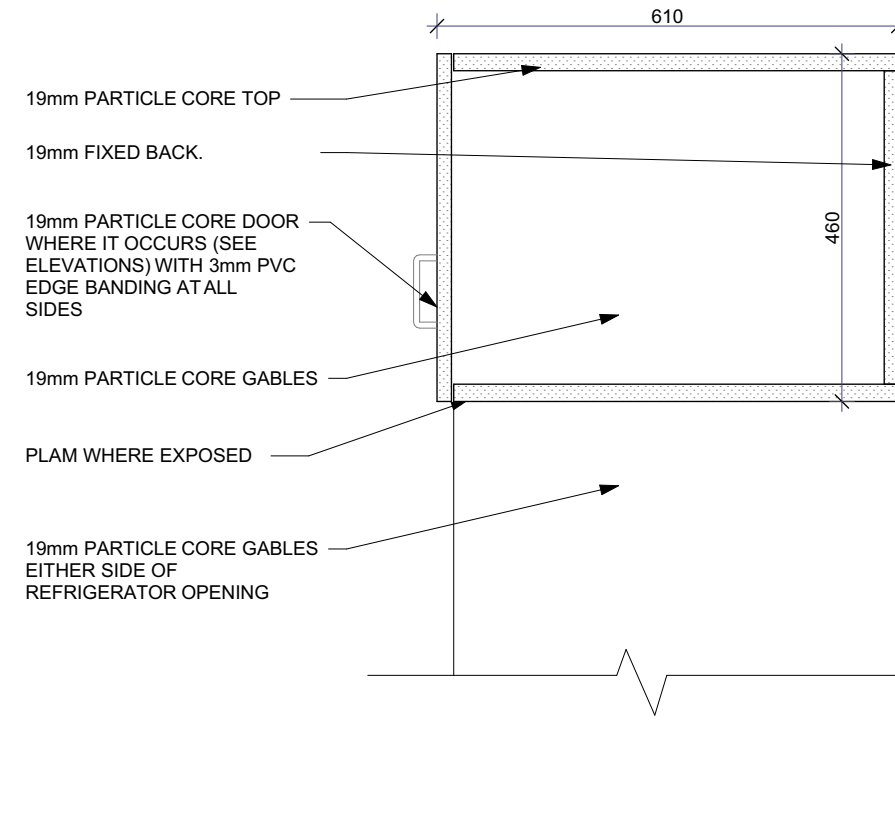
26
A-401
SECTION THROUGH KNEE WALL
SCALE: 1:10



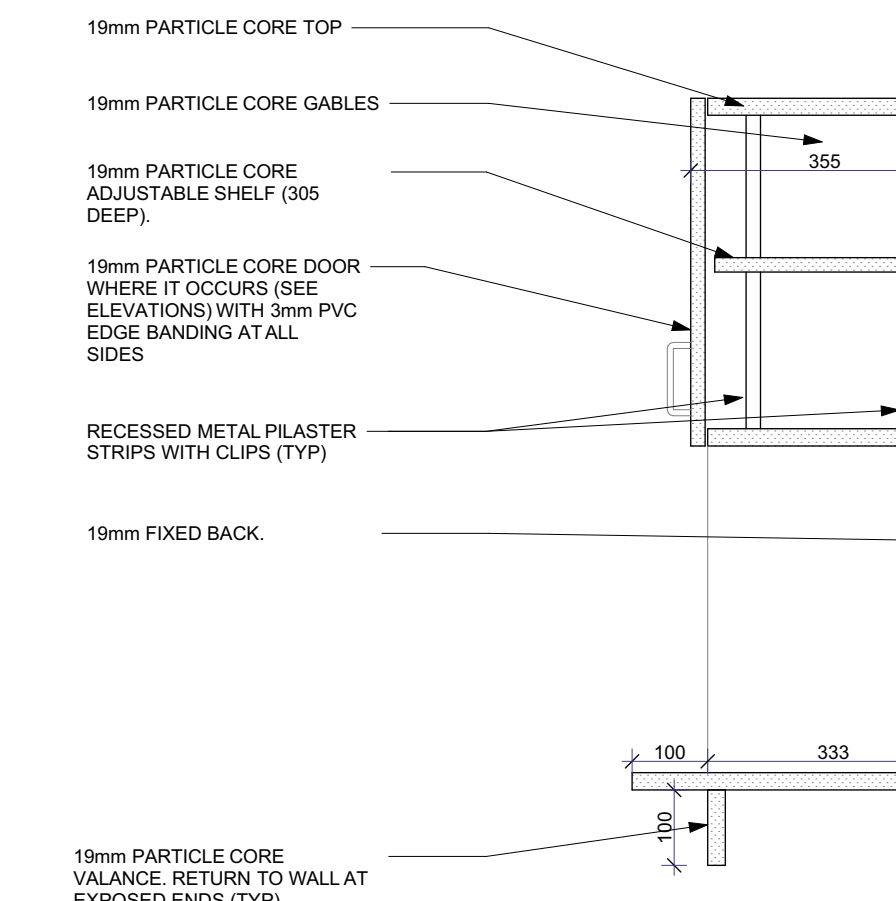
15
A-401
UPPER MILLWORK SECTION
SCALE: 1:10



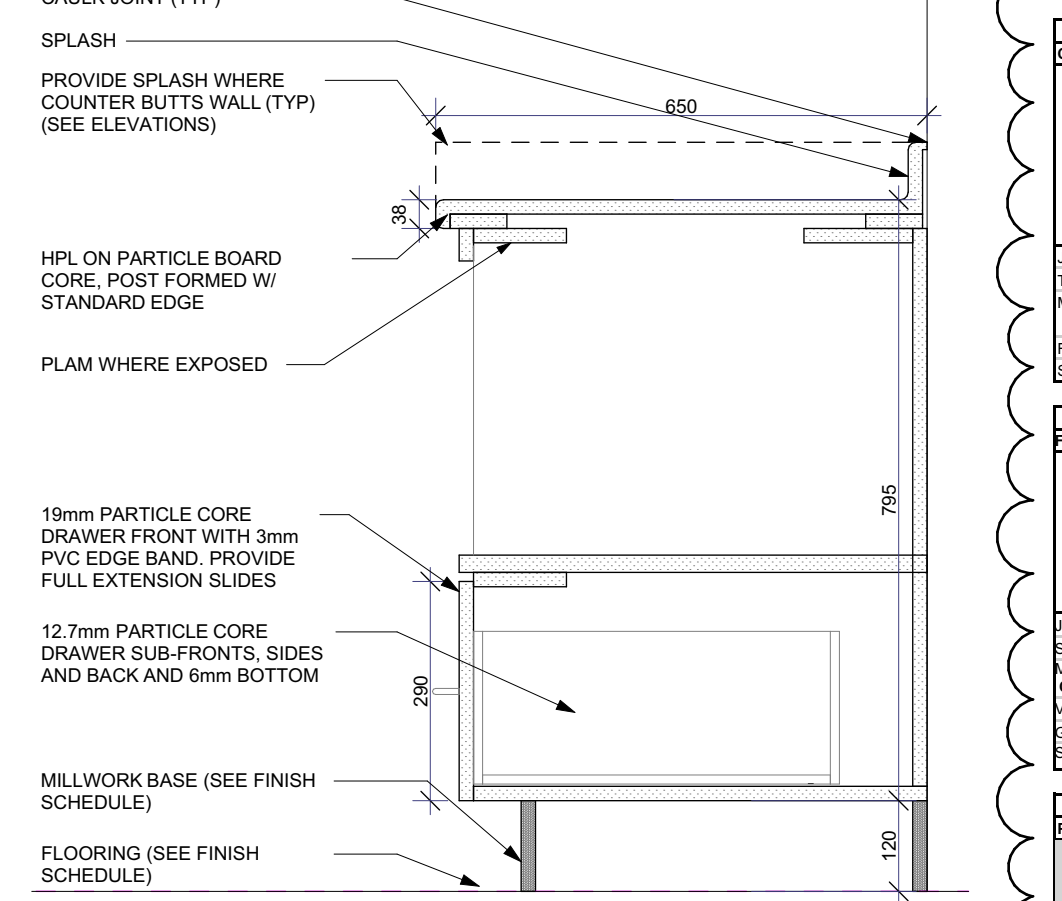
16
A-401
UPPER MILLWORK SECTION
SCALE: 1:10



17
A-401
MILLWORK SECTION ABOVE FRIDGE
SCALE: 1:10



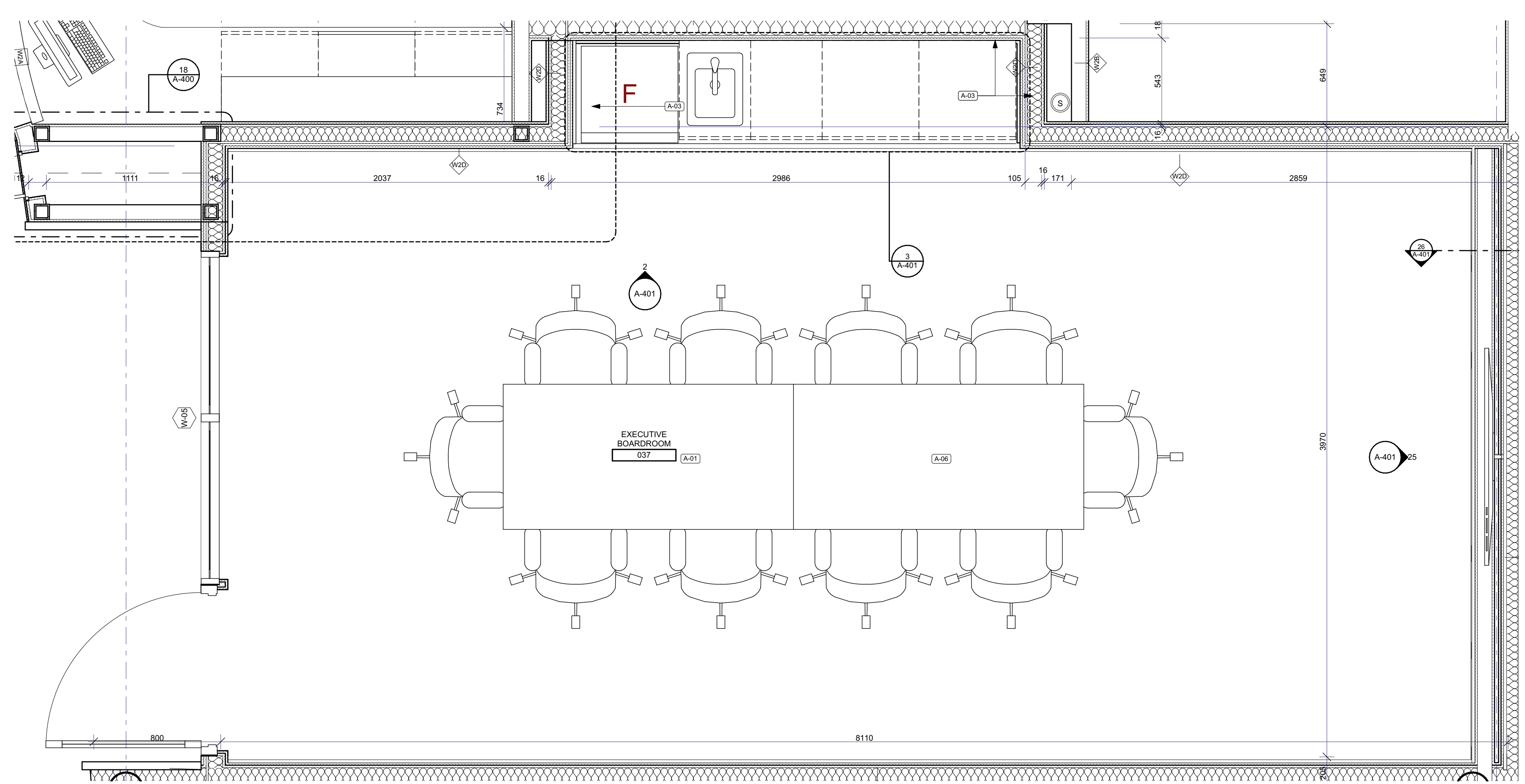
19
A-401
MILLWORK SECTION AT MICROWAVE
SCALE: 1:10



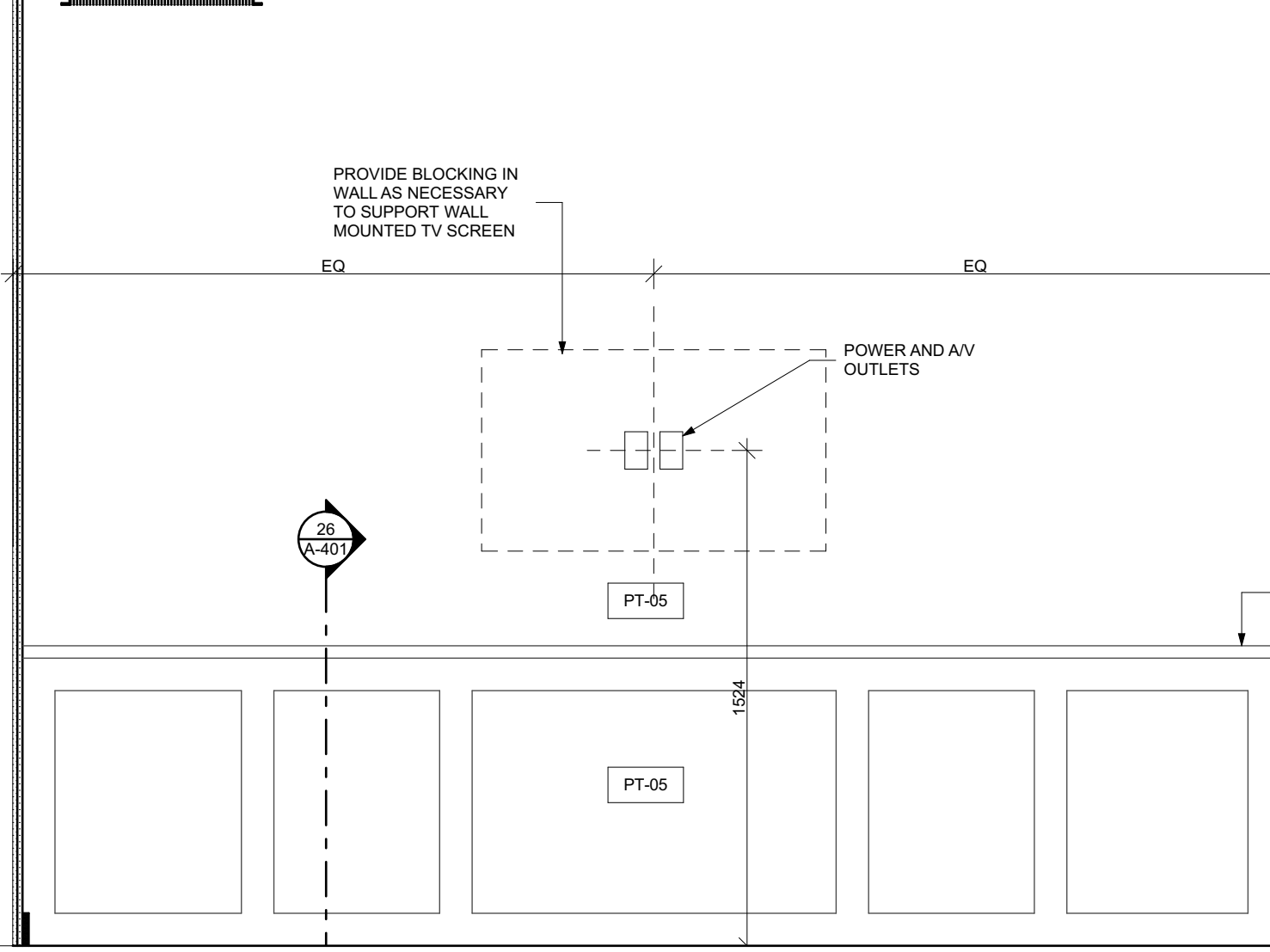
23
A-401
MILLWORK SECTION AT MICROWAVE
SCALE: 1:10



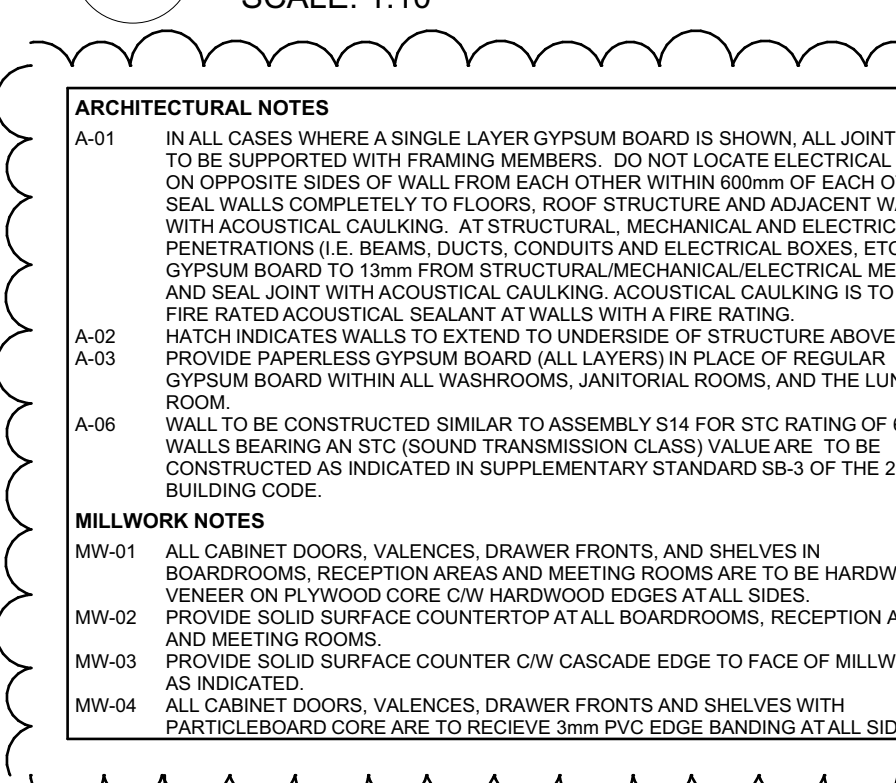
25
A-401
BOARDROOM ACCENT WALL
SCALE: 1:20



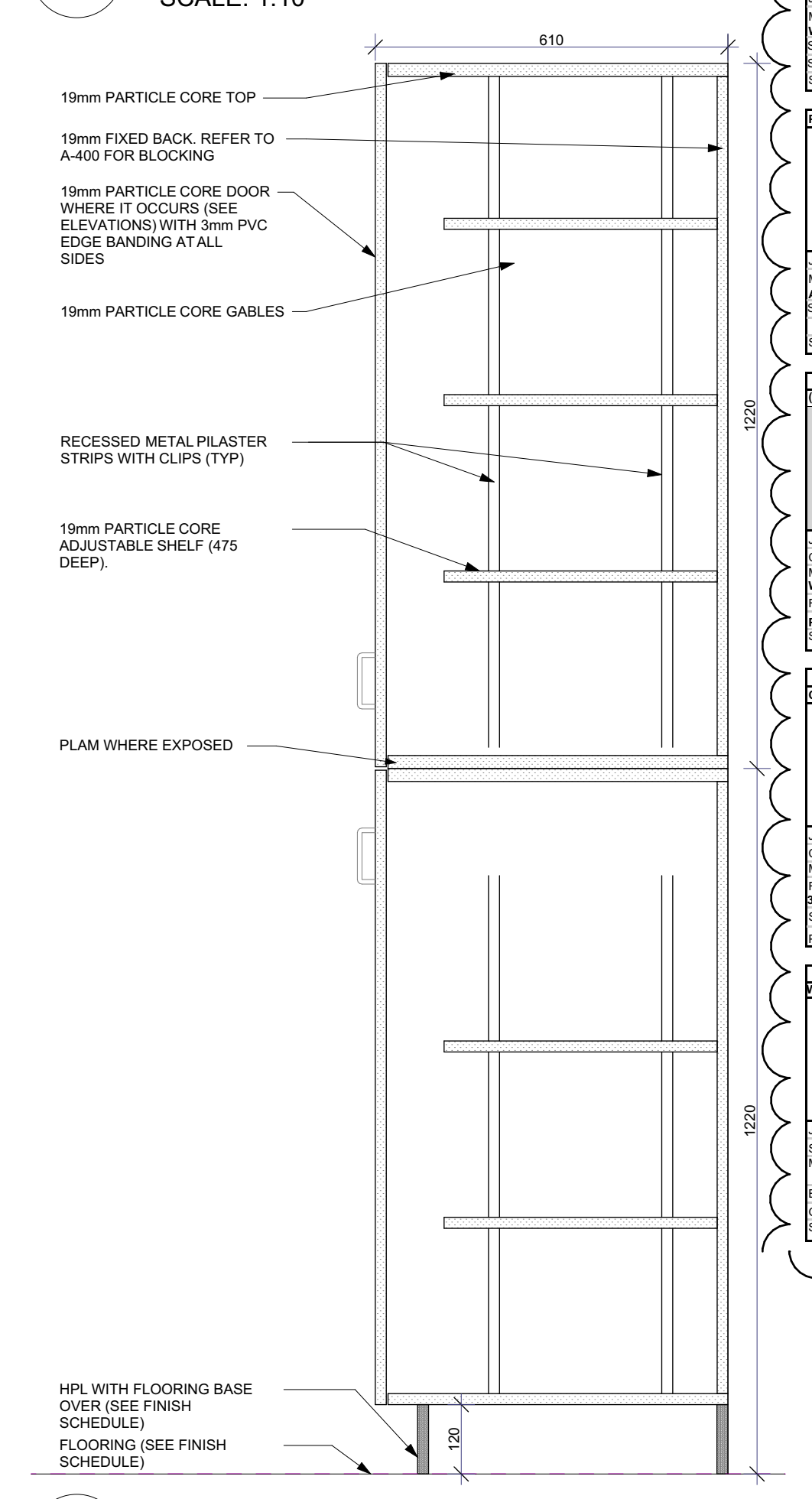
22
A-401
BOARDROOM ENLARGED PLAN
SCALE: 1:20



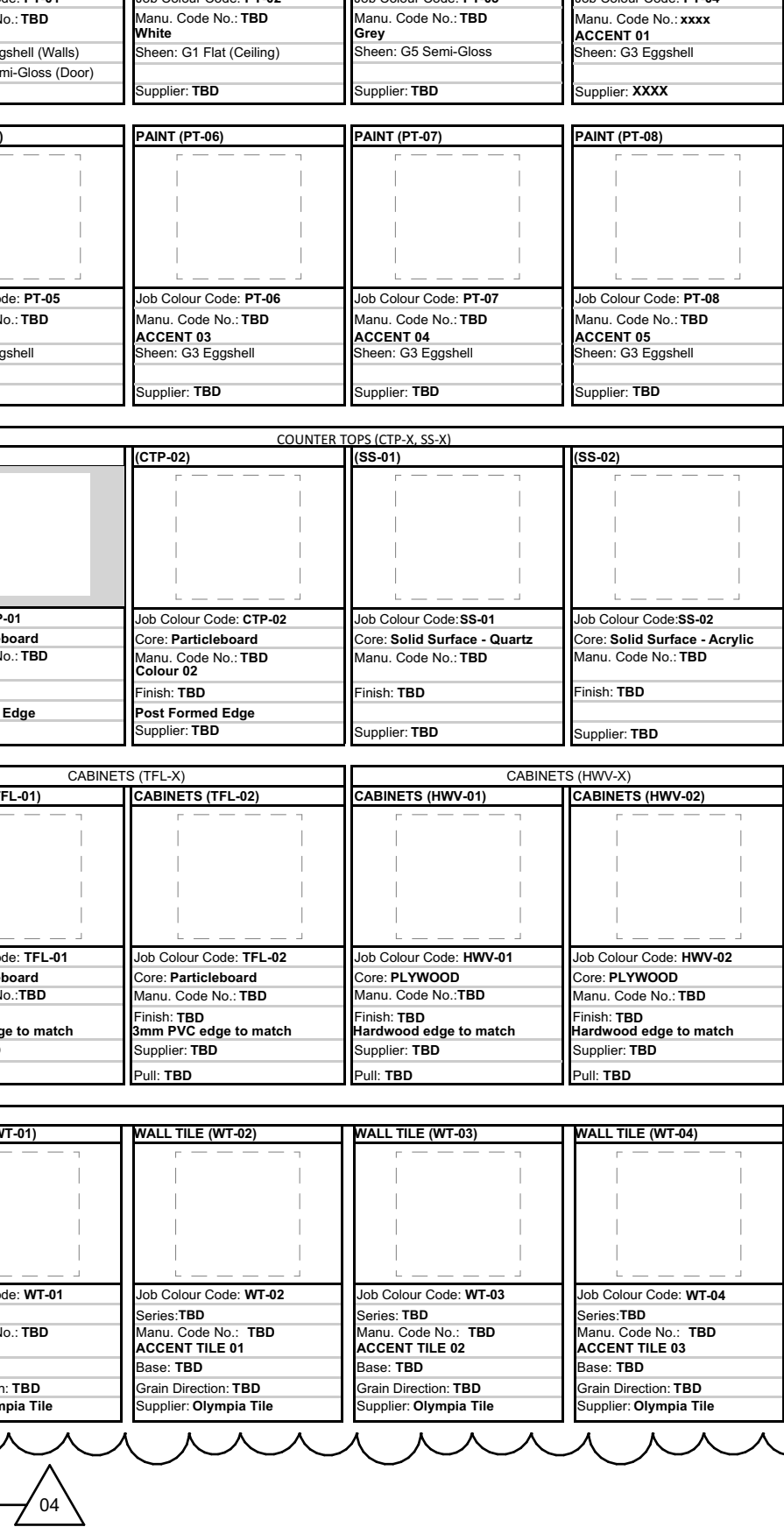
25
A-401
BOARDROOM ACCENT WALL
SCALE: 1:20



20
A-401
MILLWORK SECTION AT PANTRY
SCALE: 1:10



27
A-401
MILLWORK SECTION AT PANTRY
SCALE: 1:10

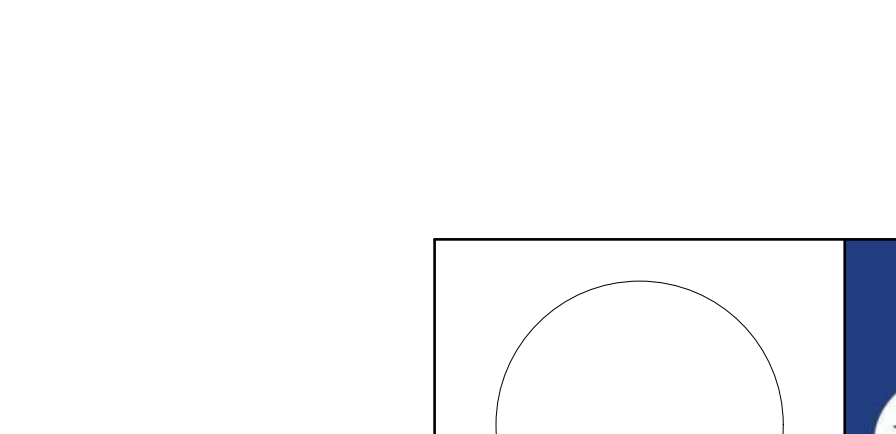


28
A-401
MILLWORK SECTION AT PANTRY
SCALE: 1:10

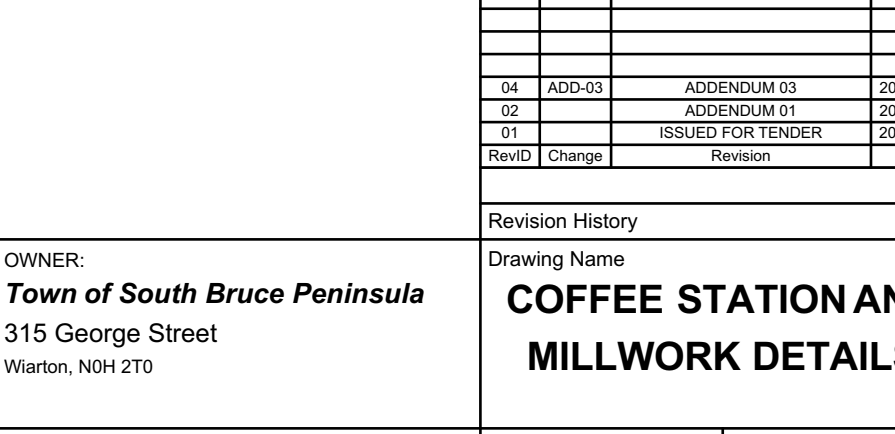
ARCHITECTURAL NOTES
A-01 IN ALL CASES WHERE A SINGLE LAYER GYPSUM BOARD IS SHOWN, ALL JOINTS ARE TO BE REINFORCED WITH FRAMING MEMBERS. DO NOT LOCATE ELECTRICAL BOARDS OR OPPOSITE SIDES OF WALL FROM EACH OTHER WITHIN 300mm OF EACH OTHER. SEAL WALLS COMPLETELY TO FLOORS, ROOF STRUCTURE AND ADJACENT WALLS WITH ACoustICAL CAULKING. AT STRUCTURAL, MECHANICAL AND ELECTRICAL PENETRATIONS (E. BEAMS, DUCTS, CONDUITS AND ELECTRICAL BOXES, ETC.) USE GYPSUM BOARD TO 150mm FROM STRUCTURE AND MECHANICAL ELECTRICAL MEMBERS AND SEAL JOINT WITH ACoustICAL CAULKING. ACoustICAL CAULKING IS TO BE 150mm FROM ACoustICAL SEALANT AT WALLS WITH A FIRE RATING.
HATCH INDICATES WALLS TO EXTEND TO UNDERSIDE OF STRUCTURE ABOVE. PROVIDE PARTS/US GYPSUM BOARD WALL LAYERS IN PLACE OF REGULAR GYPSUM BOARD WITH WALL WASHROOMS, JANITORIAL ROOMS, AND THE LUNCH ROOM.
A-02 WALL TO BE CONSTRUCTED SIMILAR TO ASSEMBLY SHOWN FOR ETC. RATING OF 40. WALLS BEARING AN STC (SOUND TRANSMISSION CLASS) VALUE ARE TO BE CONSTRUCTED AS INDICATED IN SUPPLEMENTARY STANDARDS 983.3 OF THE 2024 BUILDING CODE.
MILLWORK NOTES
MW-01 ALL CABINET DOORS, VALENCE, DRAWER FRONTS, AND SHELVES IN BOARDROOM, RECEPTION AREAS AND MEETING ROOMS ARE TO BE HARDWOOD VENEER ON PLYWOOD CORE OR HARDWOOD EDGES AT ALL SIDES.
MW-02 PROVIDE SOLID SURFACE COUNTERTOP AT ALL BOARDROOM, RECEPTION AREAS AND MEETING ROOMS.
MW-03 PROVIDE SOLID SURFACE COUNTERTOP ON CASCADE EDGE TO FACE OF MILLWORK AS INDICATED.
MW-04 ALL CABINET DOORS, VALENCE, DRAWER FRONTS AND SHELVES WITH PARTICLEBOARD CORE ARE TO RECEIVE 3mm PVC EDGE BANDING AT ALL SIDES.



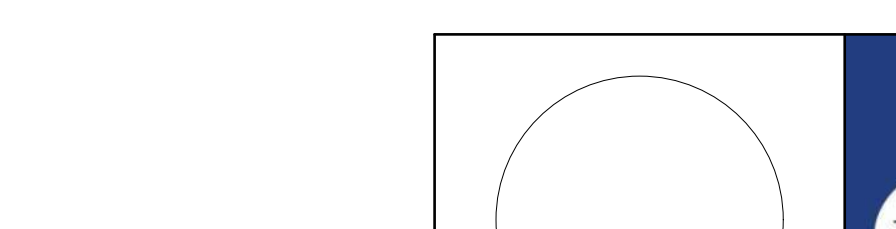
29
A-401
MILLWORK SECTION AT PANTRY
SCALE: 1:10



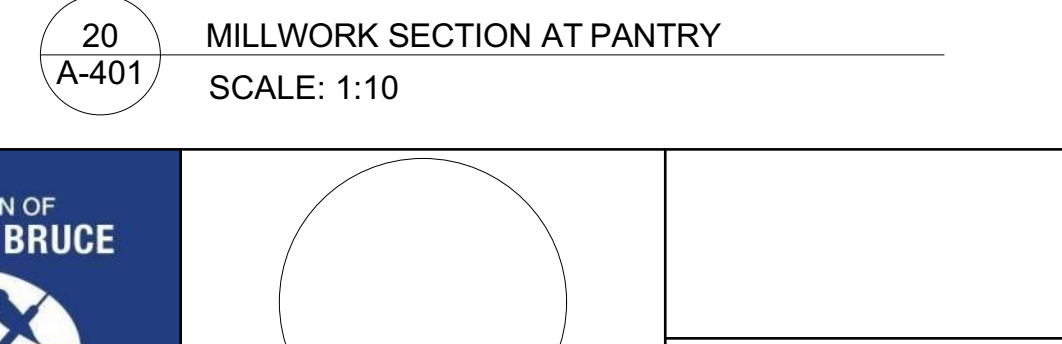
30
A-401
MILLWORK SECTION AT PANTRY
SCALE: 1:10



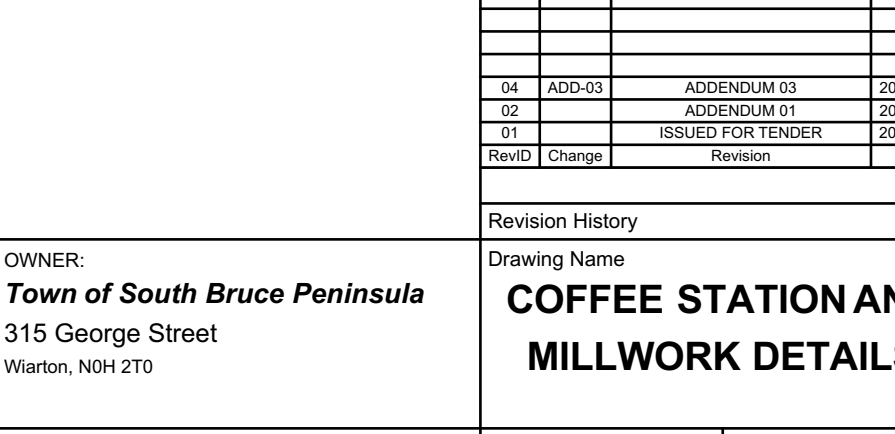
31
A-401
MILLWORK SECTION AT PANTRY
SCALE: 1:10



32
A-401
MILLWORK SECTION AT PANTRY
SCALE: 1:10




33
A-401
MILLWORK SECTION AT PANTRY
SCALE: 1:10




34
A-401
MILLWORK SECTION AT PANTRY
SCALE: 1:10



35
A-401
MILLWORK SECTION AT PANTRY
SCALE: 1:10



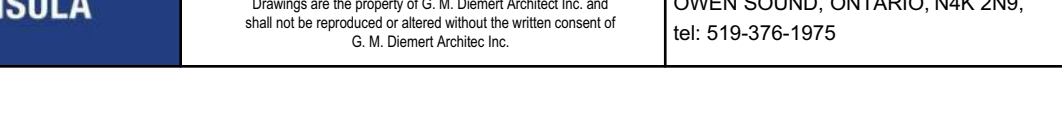
36
A-401
MILLWORK SECTION AT PANTRY
SCALE: 1:10



37
A-401
MILLWORK SECTION AT PANTRY
SCALE: 1:10



38
A-401
MILLWORK SECTION AT PANTRY
SCALE: 1:10



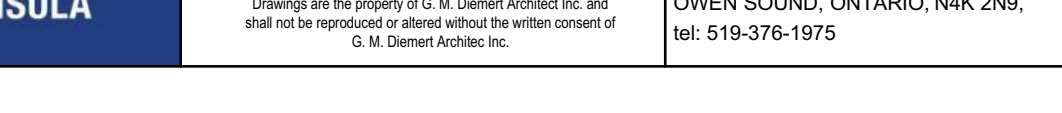
39
A-401
MILLWORK SECTION AT PANTRY
SCALE: 1:10



40
A-401
MILLWORK SECTION AT PANTRY
SCALE: 1:10



41
A-401
MILLWORK SECTION AT PANTRY
SCALE: 1:10



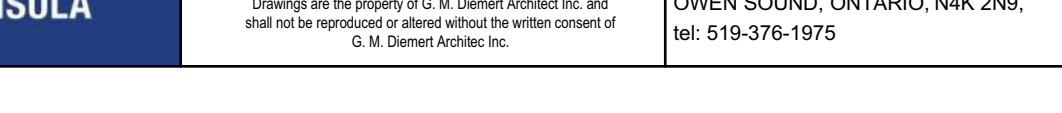
42
A-401
MILLWORK SECTION AT PANTRY
SCALE: 1:10



43
A-401
MILLWORK SECTION AT PANTRY
SCALE: 1:10



44
A-401
MILLWORK SECTION AT PANTRY
SCALE: 1:10



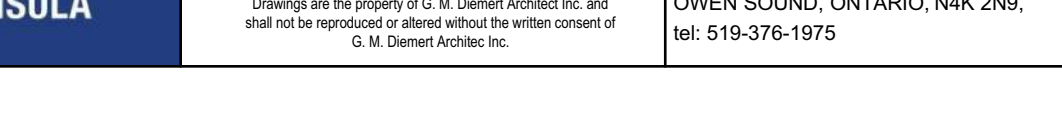
45
A-401
MILLWORK SECTION AT PANTRY
SCALE: 1:10



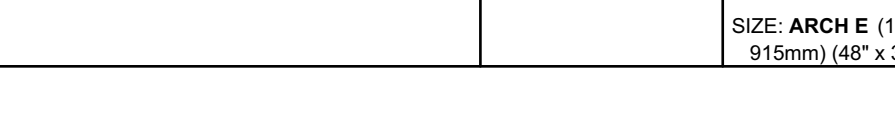
46
A-401
MILLWORK SECTION AT PANTRY
SCALE: 1:10



47
A-401
MILLWORK SECTION AT PANTRY
SCALE: 1:10



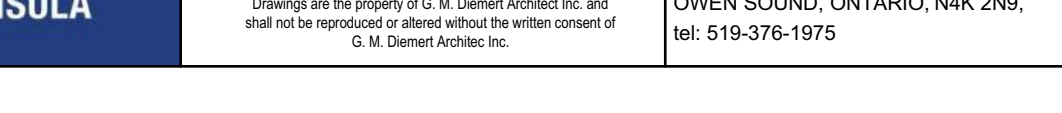
48
A-401
MILLWORK SECTION AT PANTRY
SCALE: 1:10



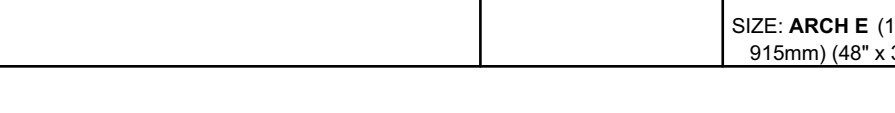
49
A-401
MILLWORK SECTION AT PANTRY
SCALE: 1:10



50
A-401
MILLWORK SECTION AT PANTRY
SCALE: 1:10



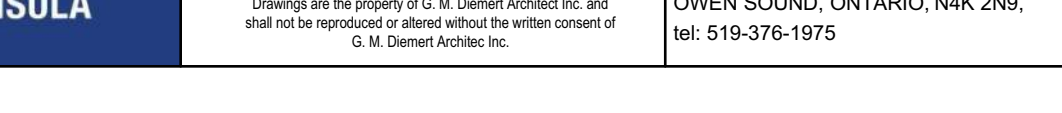
51
A-401
MILLWORK SECTION AT PANTRY
SCALE: 1:10



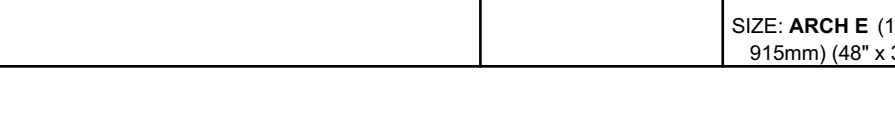
52
A-401
MILLWORK SECTION AT PANTRY
SCALE: 1:10



53
A-401
MILLWORK SECTION AT PANTRY
SCALE: 1:10



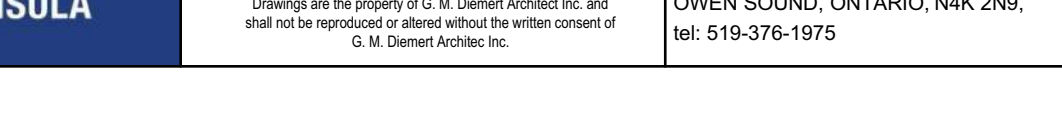
54
A-401
MILLWORK SECTION AT PANTRY
SCALE: 1:10



55
A-401
MILLWORK SECTION AT PANTRY
SCALE: 1:10



56
A-401
MILLWORK SECTION AT PANTRY
SCALE: 1:10



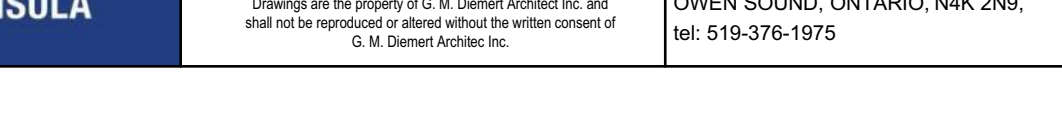
57
A-401
MILLWORK SECTION AT PANTRY
SCALE: 1:10



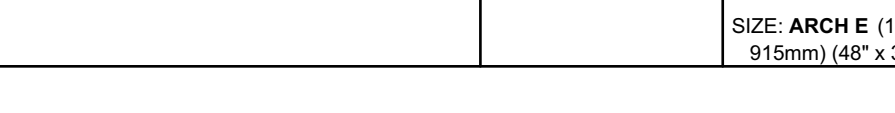
58
A-401
MILLWORK SECTION AT PANTRY
SCALE: 1:10



59
A-401
MILLWORK SECTION AT PANTRY
SCALE: 1:10



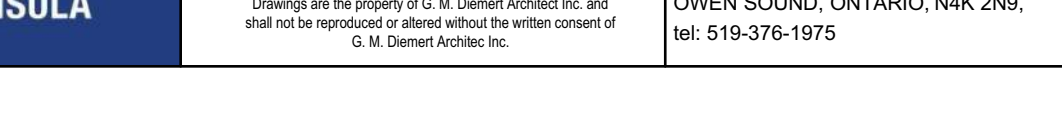
60
A-401
MILLWORK SECTION AT PANTRY
SCALE: 1:10



61
A-401
MILLWORK SECTION AT PANTRY
SCALE: 1:10



62
A-401
MILLWORK SECTION AT PANTRY
SCALE: 1:10



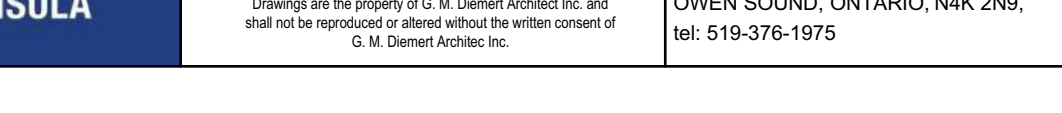
63
A-401
MILLWORK SECTION AT PANTRY
SCALE: 1:10



64
A-401
MILLWORK SECTION AT PANTRY
SCALE: 1:10



65
A-401
MILLWORK SECTION AT PANTRY
SCALE: 1:10



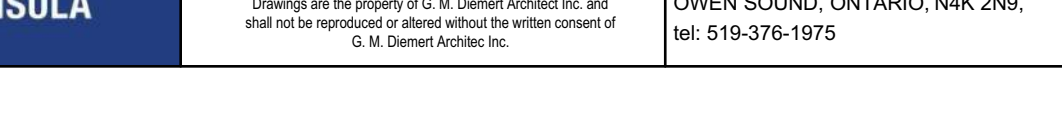
66
A-401
MILLWORK SECTION AT PANTRY
SCALE: 1:10



67
A-401
MILLWORK SECTION AT PANTRY
SCALE: 1:10



68
A-401
MILLWORK SECTION AT PANTRY
SCALE: 1:10



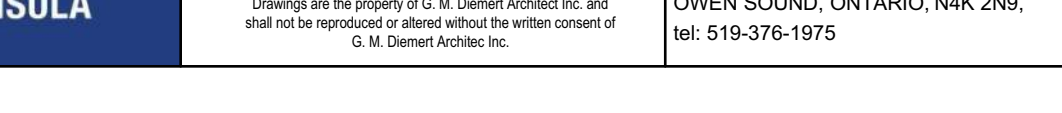
69
A-401
MILLWORK SECTION AT PANTRY
SCALE: 1:10



70
A-401
MILLWORK SECTION AT PANTRY
SCALE: 1:10



71
A-401
MILLWORK SECTION AT PANTRY
SCALE: 1:10



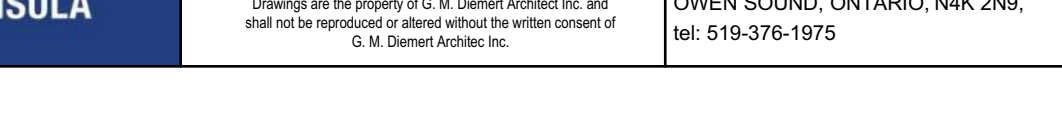
72
A-401
MILLWORK SECTION AT PANTRY
SCALE: 1:10



73
A-401
MILLWORK SECTION AT PANTRY
SCALE: 1:10



74
A-401
MILLWORK SECTION AT PANTRY
SCALE: 1:10



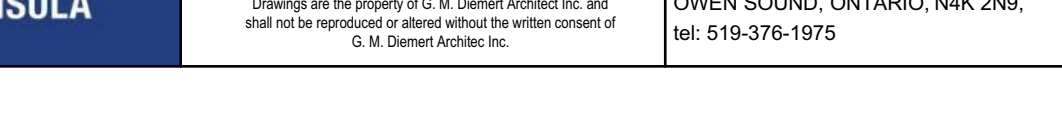
75
A-401
MILLWORK SECTION AT PANTRY
SCALE: 1:10



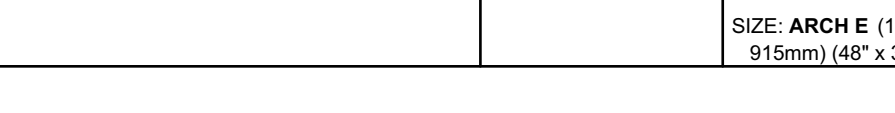
76
A-401
MILLWORK SECTION AT PANTRY
SCALE: 1:10



77
A-401
MILLWORK SECTION AT PANTRY
SCALE: 1:10



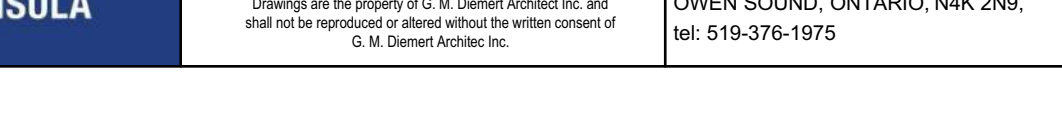
78
A-401
MILLWORK SECTION AT PANTRY
SCALE: 1:10



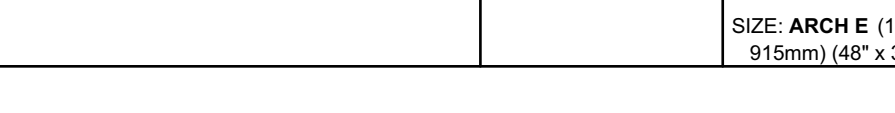
79
A-401
MILLWORK SECTION AT PANTRY
SCALE: 1:10



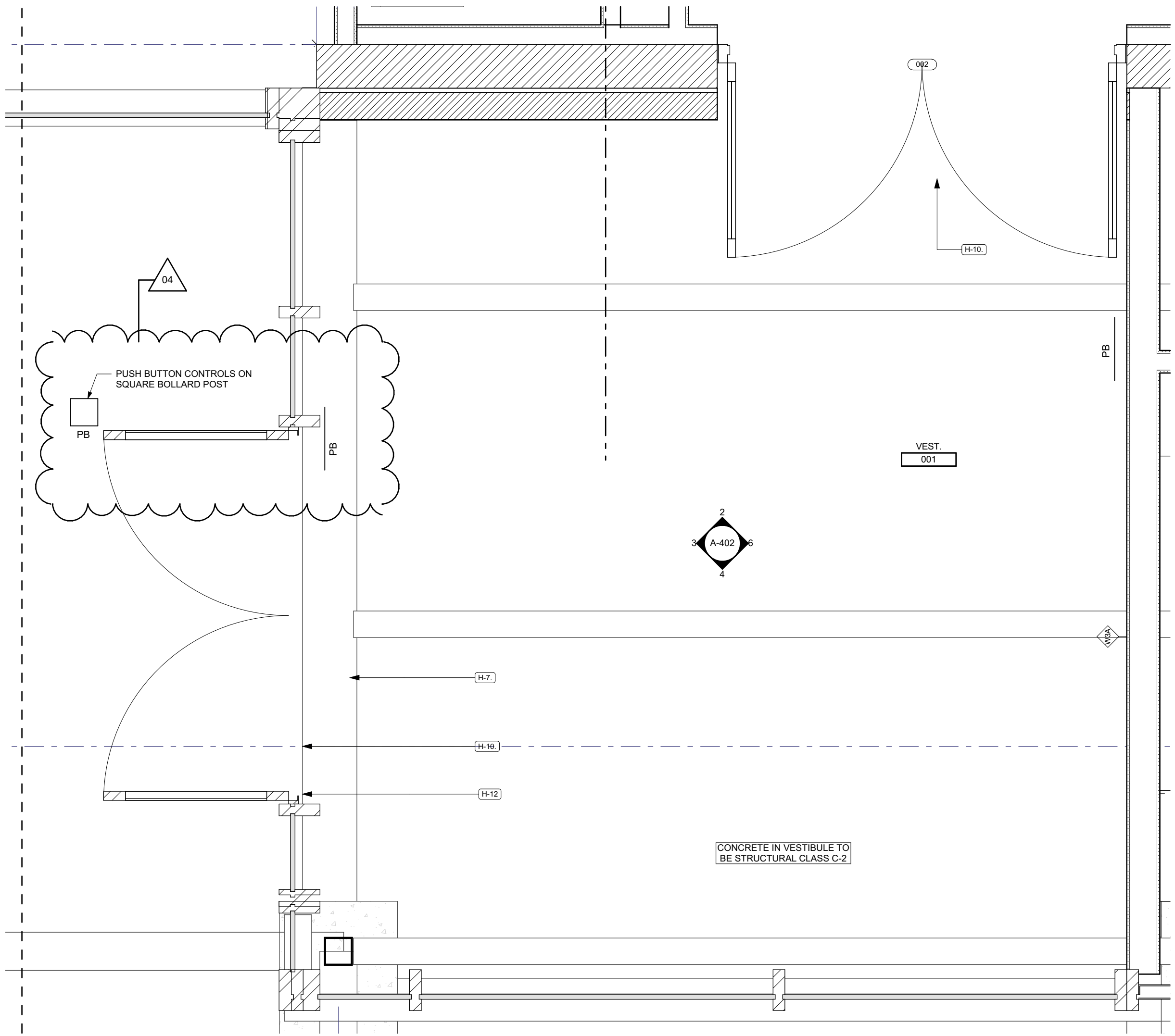
80
A-401
MILLWORK SECTION AT PANTRY
SCALE: 1:10



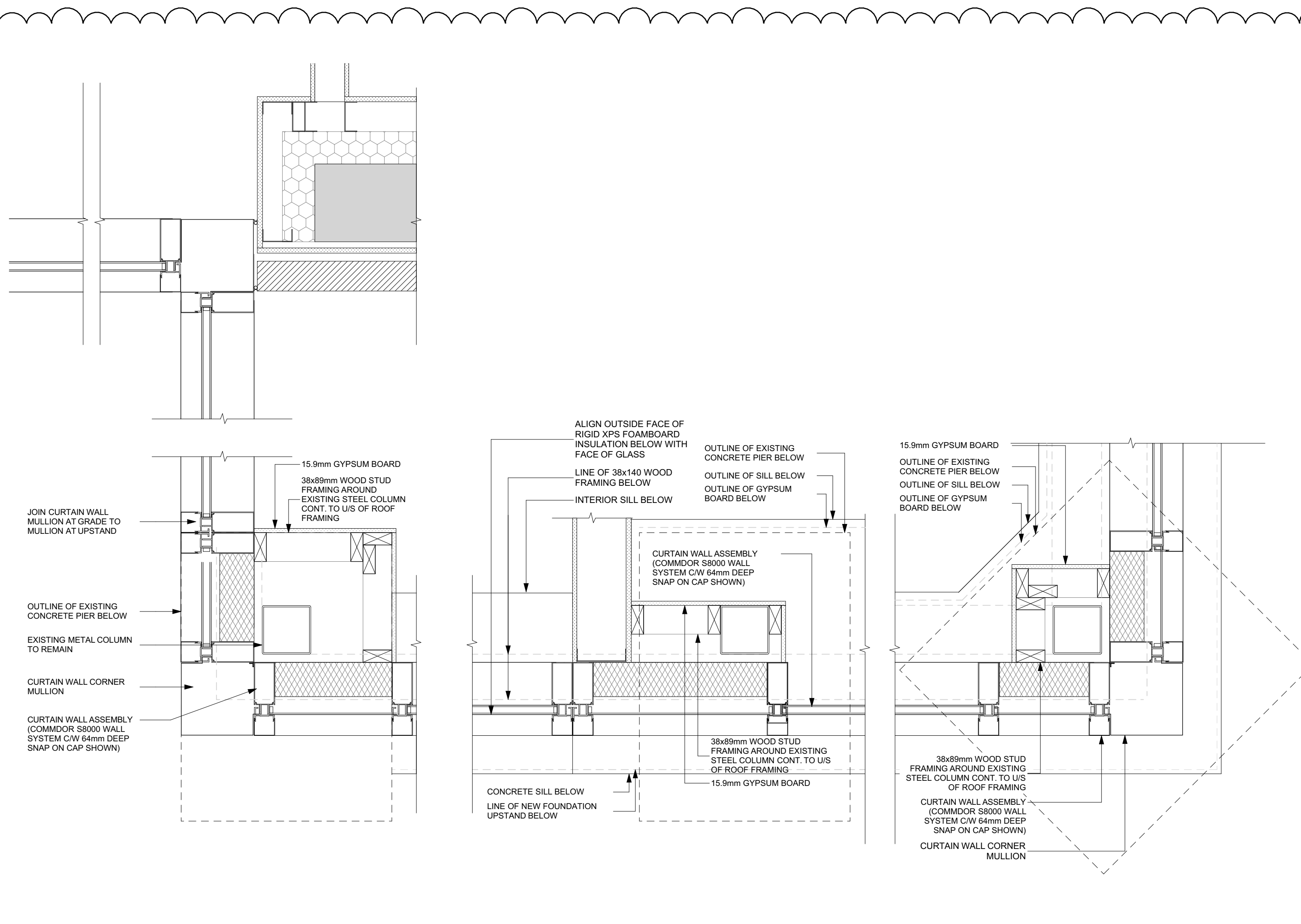
81
A-401
MILLWORK SECTION AT PANTRY
SCALE: 1:10



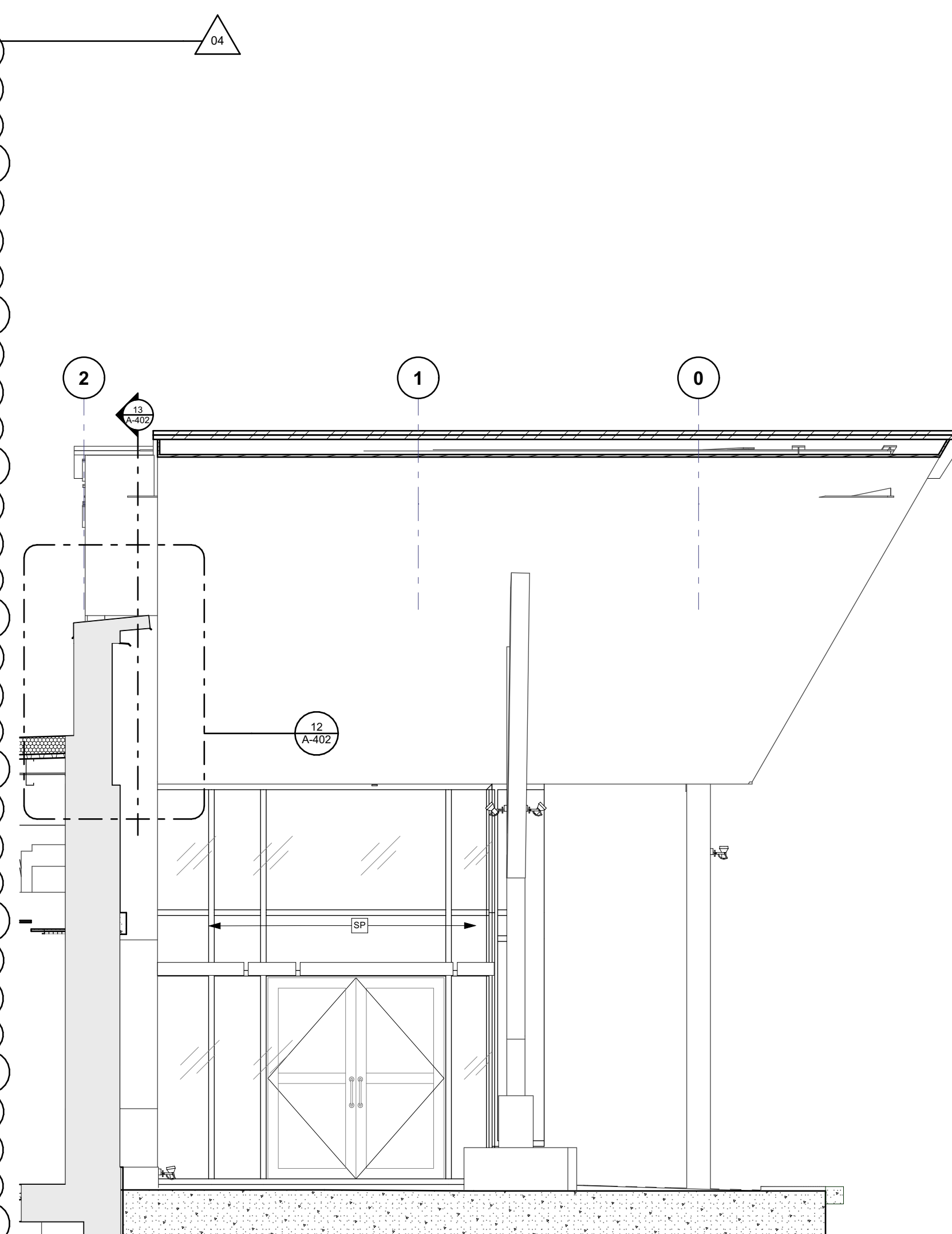
82
A-401
MILLWORK



1
A-402
MAIN ENTRANCE VESTIBULE - ENLARGED PLAN
SCALE: 1:20



5
A-402
PLAN DETAIL AT ENTRANCE VESTIBULE
SCALE: 1:10



11
A-402
MAIN ENTRANCE ELEVATION
SCALE: 1:50

ITEM NO.	DESCRIPTION	QUANTITY	UNIT	PRICE
1	SPANDREL PANEL	1	SQ. M	100.00
2	STONE VENEER	1	SQ. M	150.00
3	WARRANTY BUFF	1	SQ. M	10.00
4	WARRANTY BUFF	1	SQ. M	10.00
5	WARRANTY BUFF	1	SQ. M	10.00
6	WARRANTY BUFF	1	SQ. M	10.00
7	WARRANTY BUFF	1	SQ. M	10.00
8	WARRANTY BUFF	1	SQ. M	10.00
9	WARRANTY BUFF	1	SQ. M	10.00
10	WARRANTY BUFF	1	SQ. M	10.00

ABBREVIATIONS
SP SPANDREL PANEL
SV STONE VENEER
WB WARRANTY BUFF

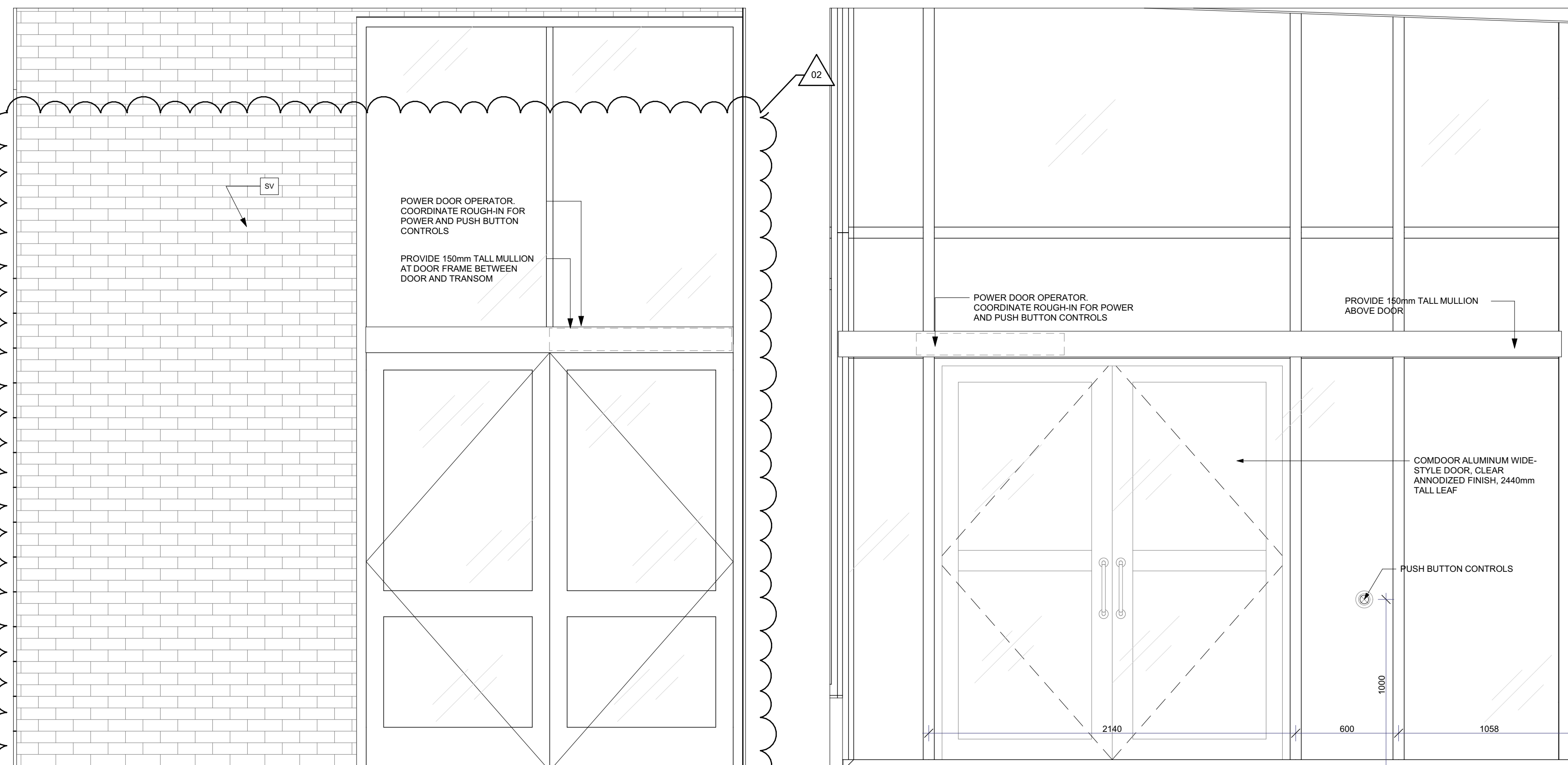
ARCHITECTURAL NOTES
1. WALL GASES: A SINGLE LAYER GYPSUM BOARD IS SHOWN. ALL JOINTS ARE TO BE SUPPORTED WITH FRAMING MEMBERS. DO NOT LOCATE ELECTRICAL BOXES ON OPPOSITE SIDES OF WALL FROM EACH OTHER WITHIN 100mm OF EACH OTHER. SEAL WALLS COMPLETELY TO FLOOR, ROOF STRUCTURE AND ALL ADJACENT WALLS WITH ACQUICAL CALKING. AT STRUCTURAL, MECHANICAL AND ELECTRICAL PENETRATIONS (I.E. BEAMS, DUCTS, CONDUITS AND ELECTRICAL BOXES) USE GYPSUM BOARD TO 15mm FROM STRUCTURAL, MECHANICAL, ELECTRICAL MEMBER AND SEAL JOINT WITH ACQUICAL CALKING. ACQUICAL CALKING IS TO BE FIRE RATED ACQUICAL SEALANT AT WALLS WITH A FIRE RATING.

DOOR HARDWARE NOTES
1. PROVIDE A SECURITY CARD READER KEYPAD EACH SIDE OF DOOR AND REMOTE RELEASE BUTTON AT RECEPTION. ARRANGE THE ELECTROMAGNETIC LOCK IS INTERLOCKED WITH THE AUTOMATIC DOOR OPERATOR SO THAT ELECTROMAGNETIC LOCK WILL AUTOMATICALLY RELEASE AND AUTOMATIC DOOR OPERATOR WILL OPEN WHEN DOOR IS UNLOCKED. SECURITY SYSTEM SENDS SIGNAL INDICATING THAT A LOCKDOWN HAS BEEN PRESENTED TO OTHER CARD READER SYSTEMS. THE RELEASE CODE SHALL BE ENTERED ON OTHER KEYPAD OR REMOTE RELEASE BUTTON AT RECEPTION IS PRESENTED.

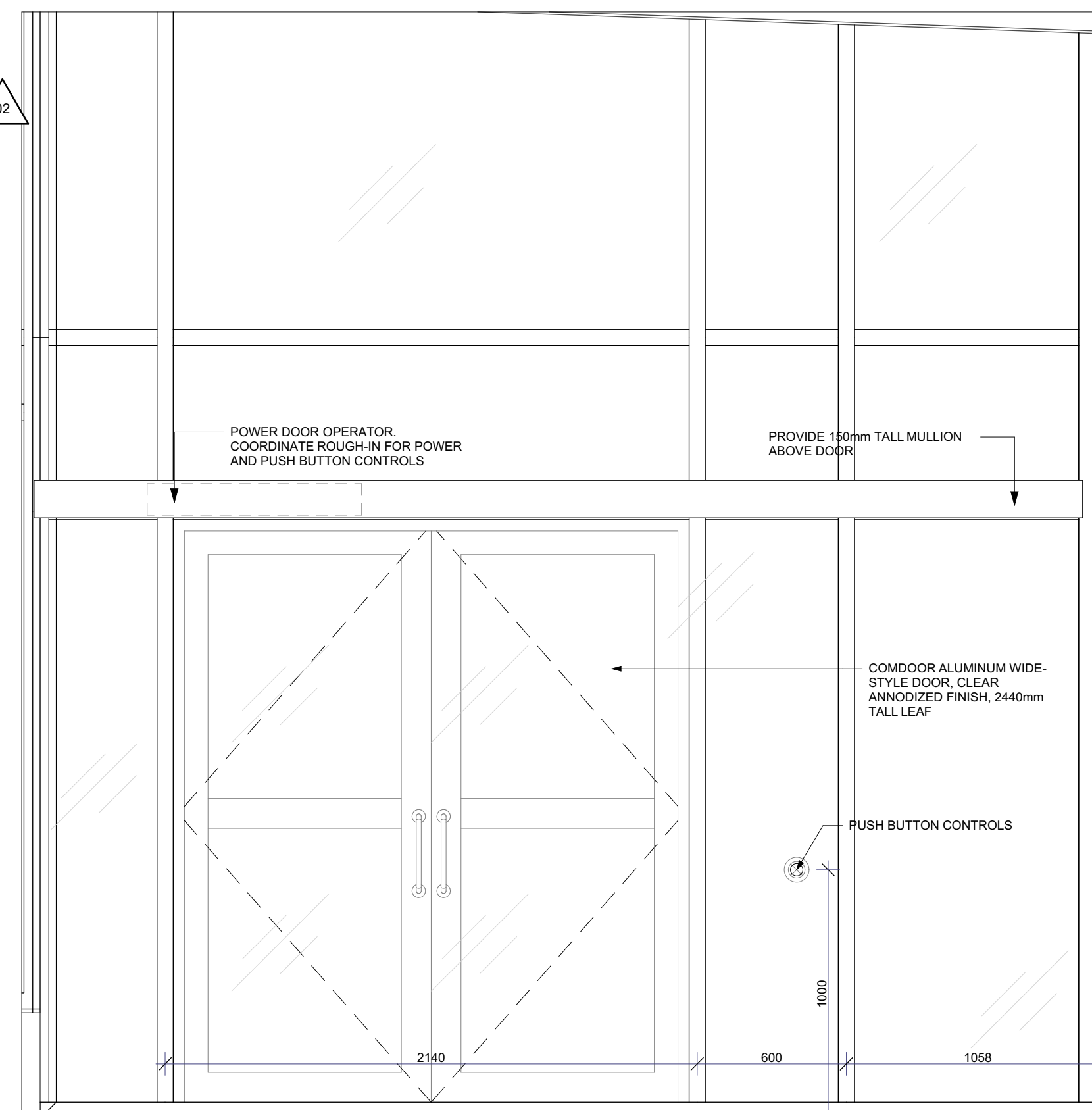
1. PROVIDE AUTOMATIC DOOR OPERATOR ON THE DOOR. LOCATE PUSH PADBLE ACTIVATION SWITCHES AS SHOWN ON PLAN.

1. PROVIDE IMPACT RESISTANT SAFETY GLASS IN ALL EXTERIOR DOORS AND Sidelights.

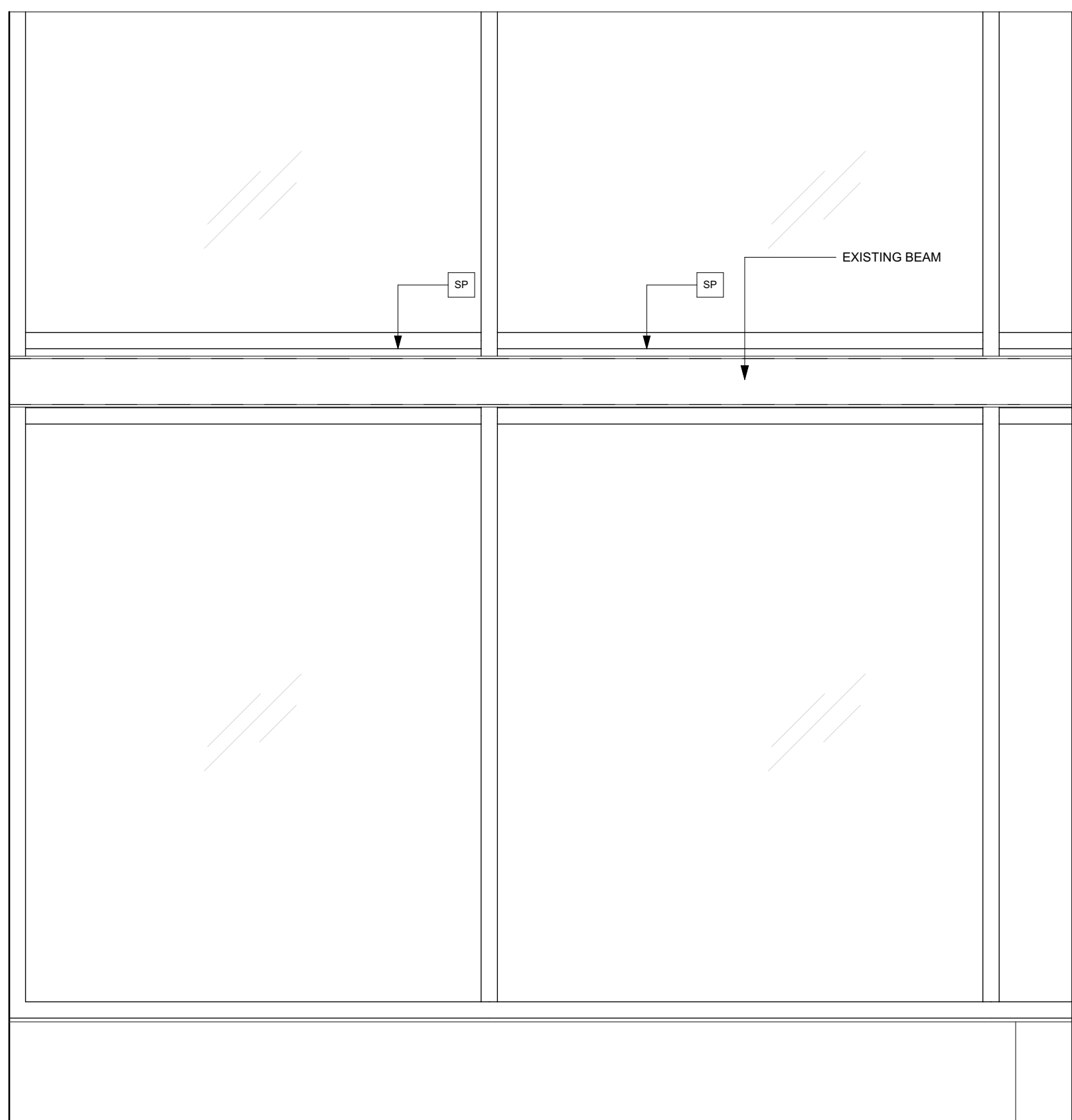
1. SOURCE: SEAS



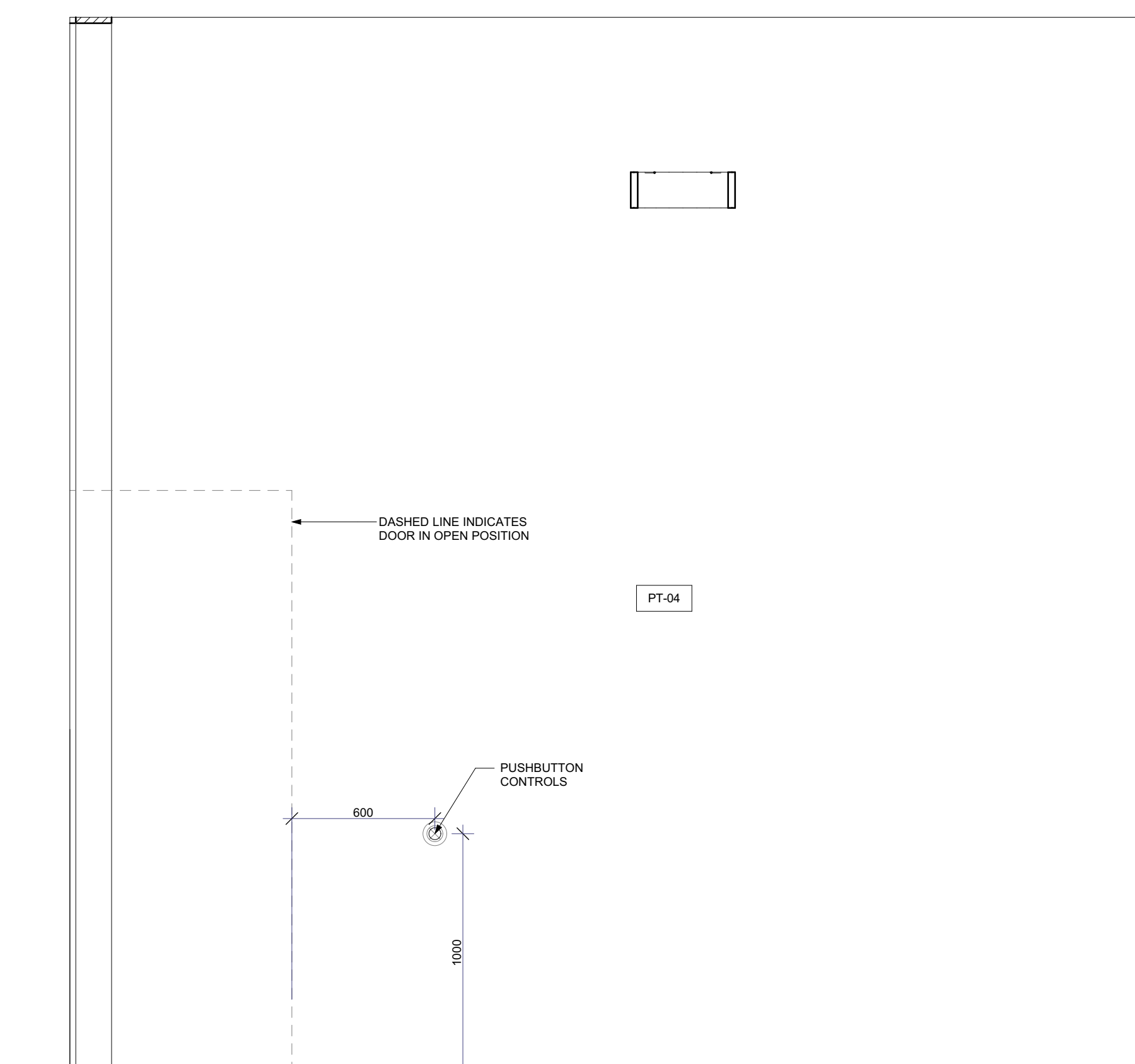
2
A-402
ENTRANCE ELEVATION A
SCALE: 1:20



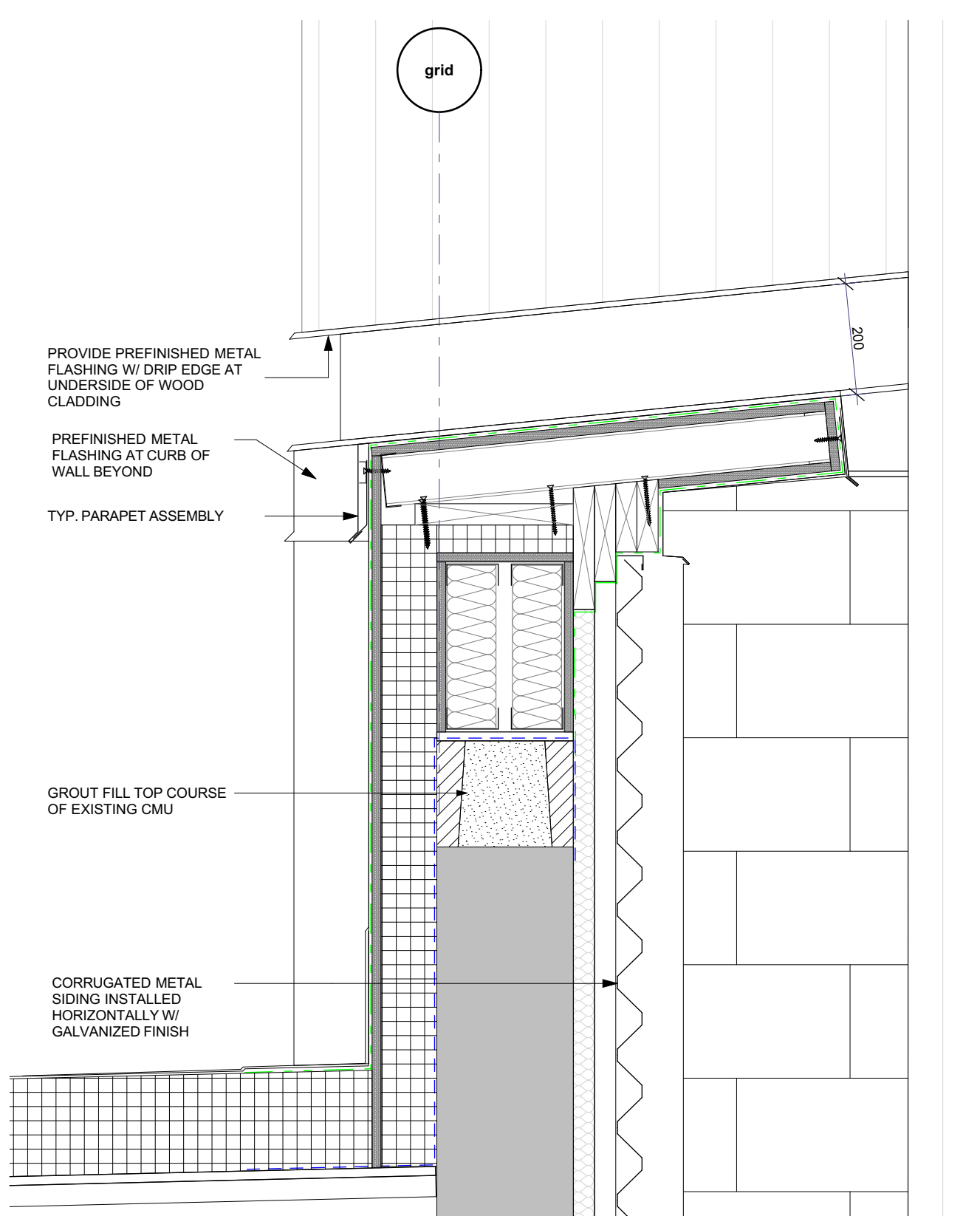
3
A-402
ENTRANCE ELEVATION B
SCALE: 1:20



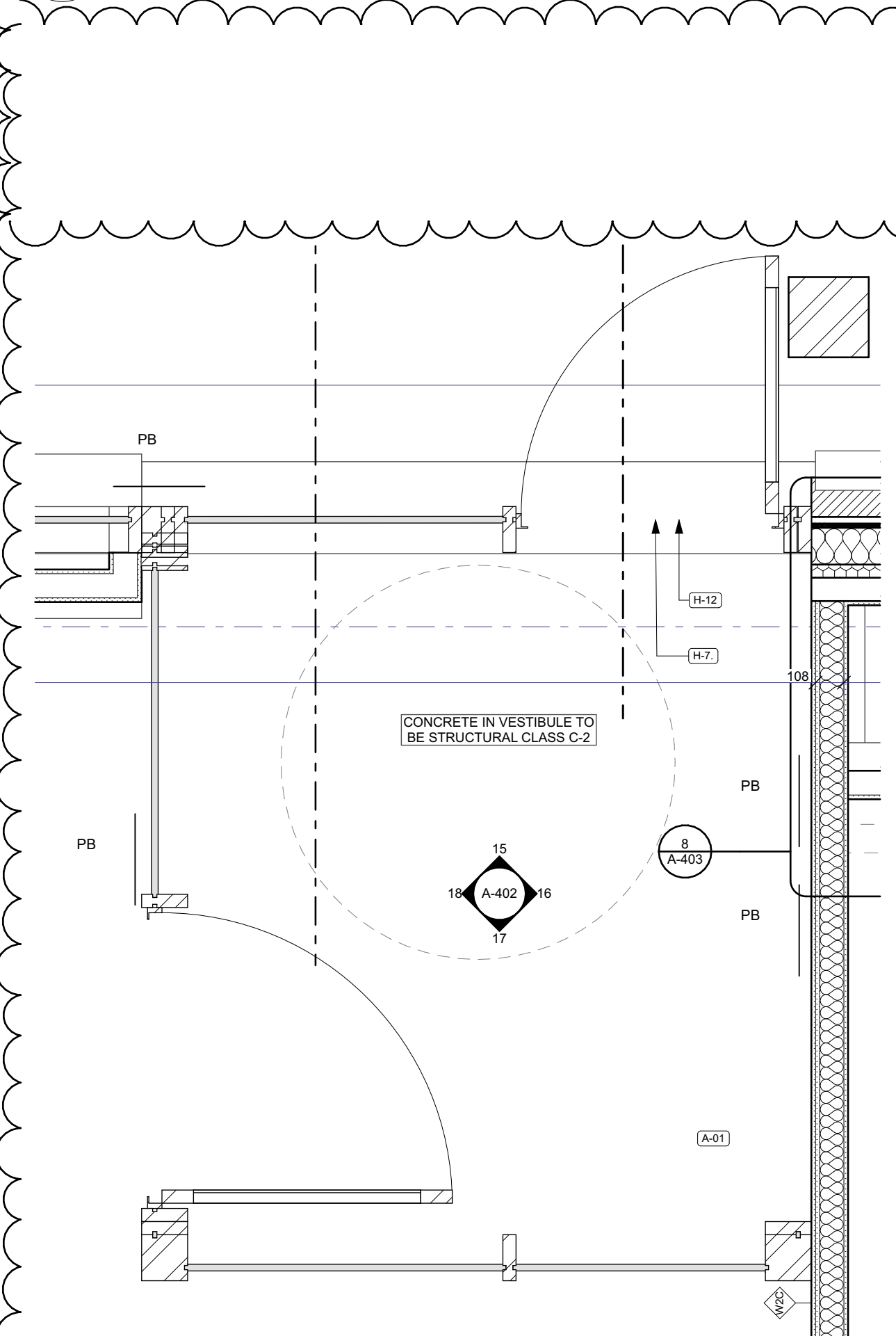
4
A-402
ENTRANCE ELEVATION C
SCALE: 1:20



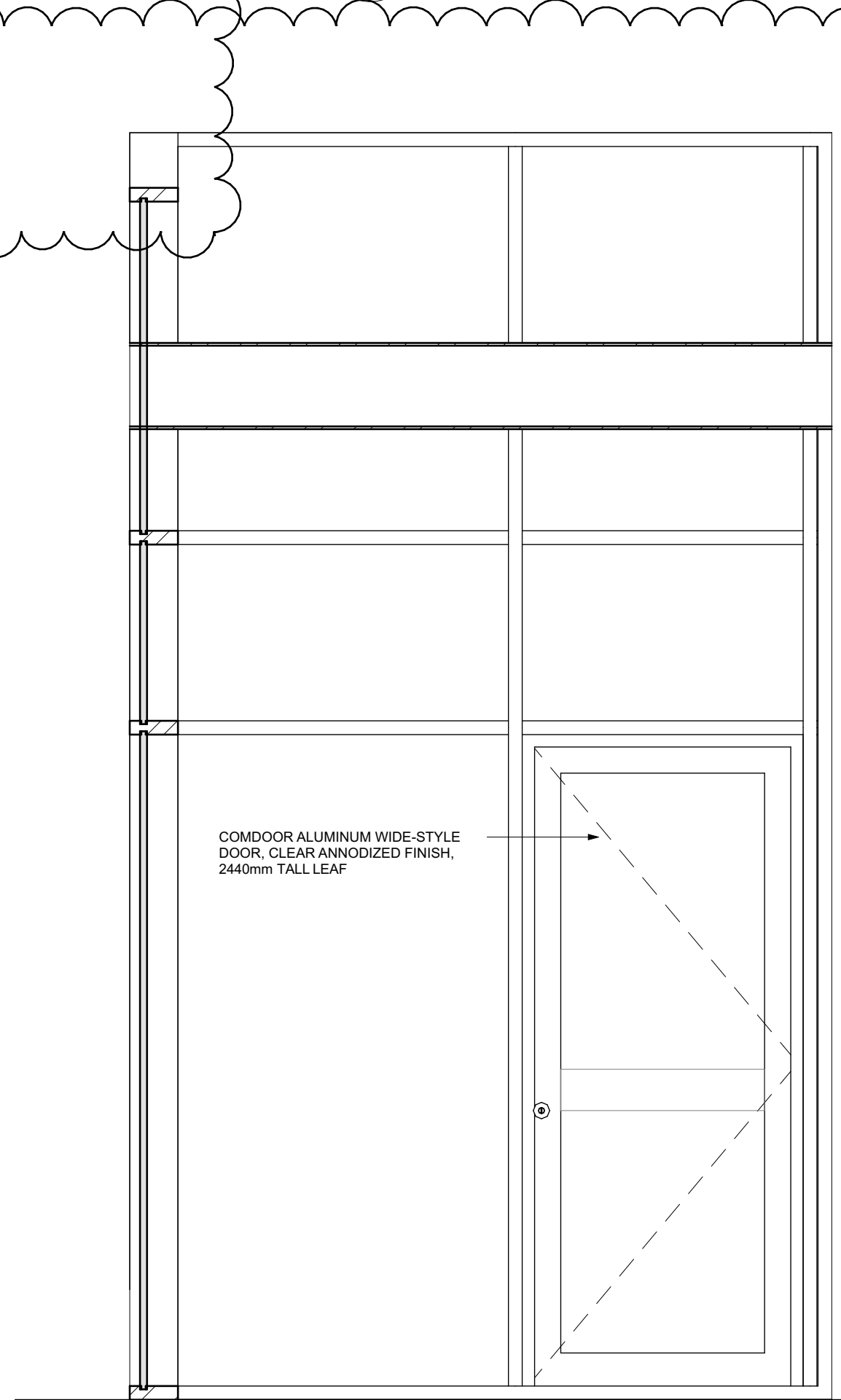
6
A-402
ENTRANCE ELEVATION D
SCALE: 1:20



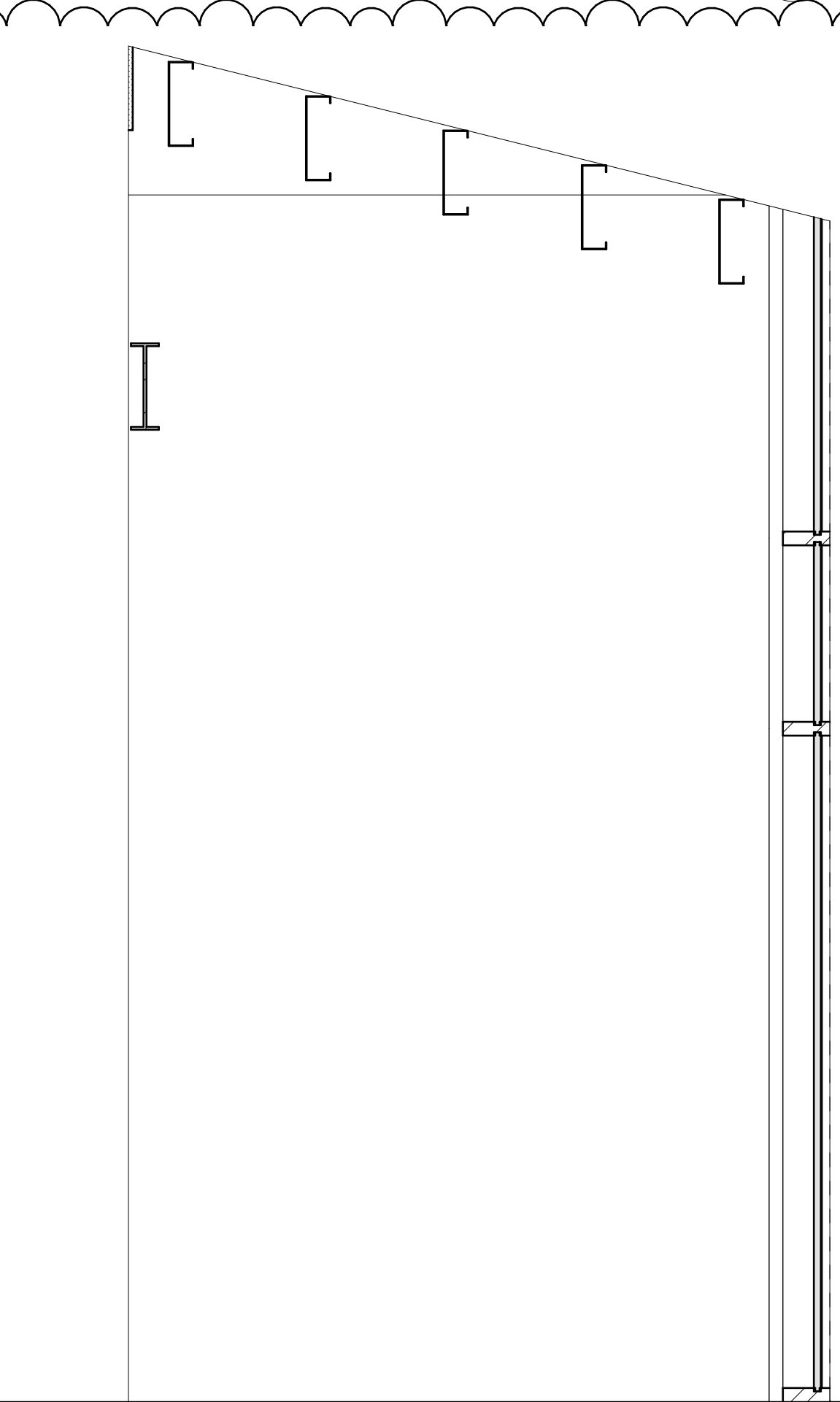
12
A-402
SECTION AT PARAPET NEAR CANOPY
SCALE: 1:10




14
A-402
NORTH ENTRANCE VESTIBULE - ENLARGED PLAN
SCALE: 1:20



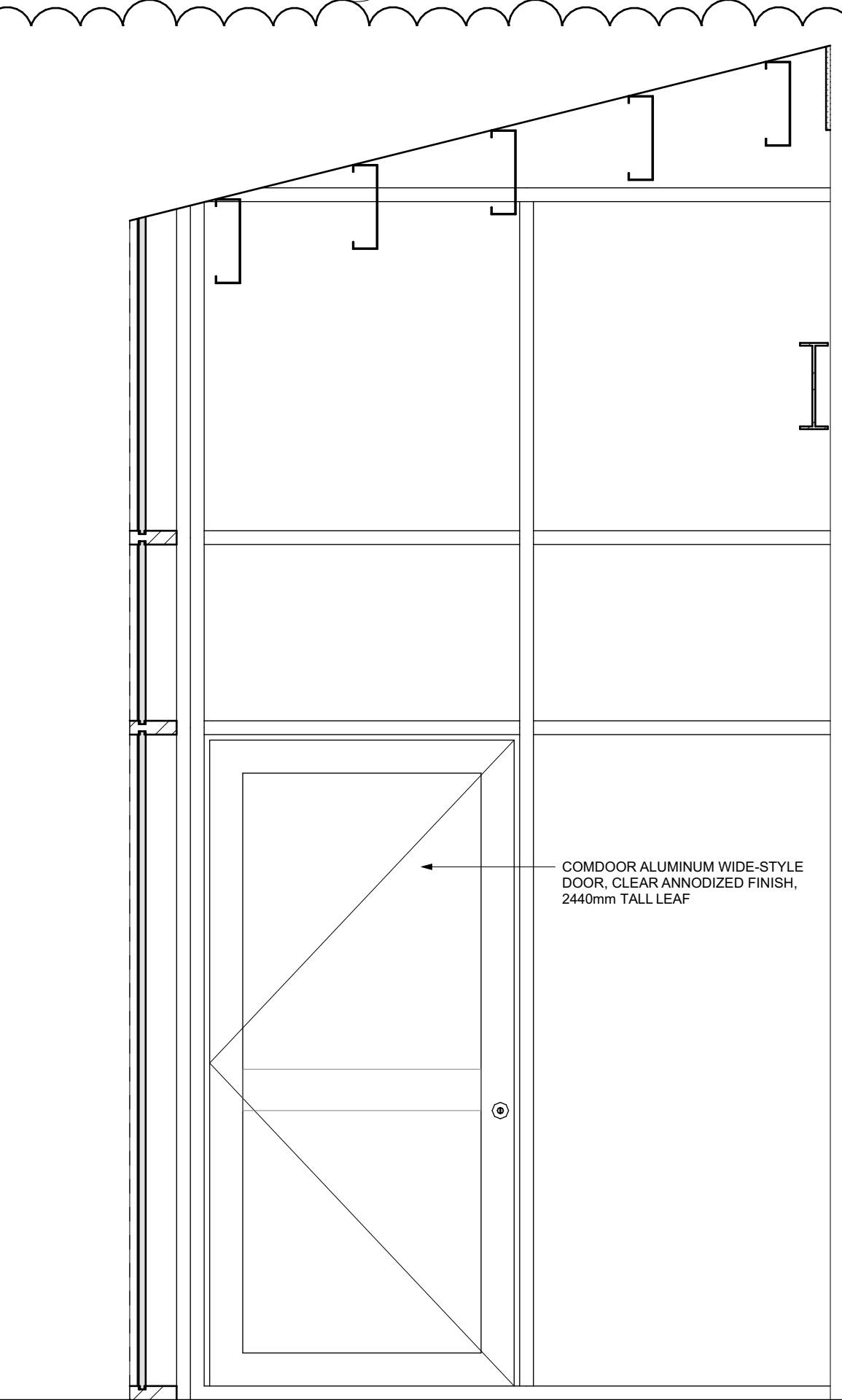
15
A-402
NORTH VESTIBULE ELEVATION A
SCALE: 1:20



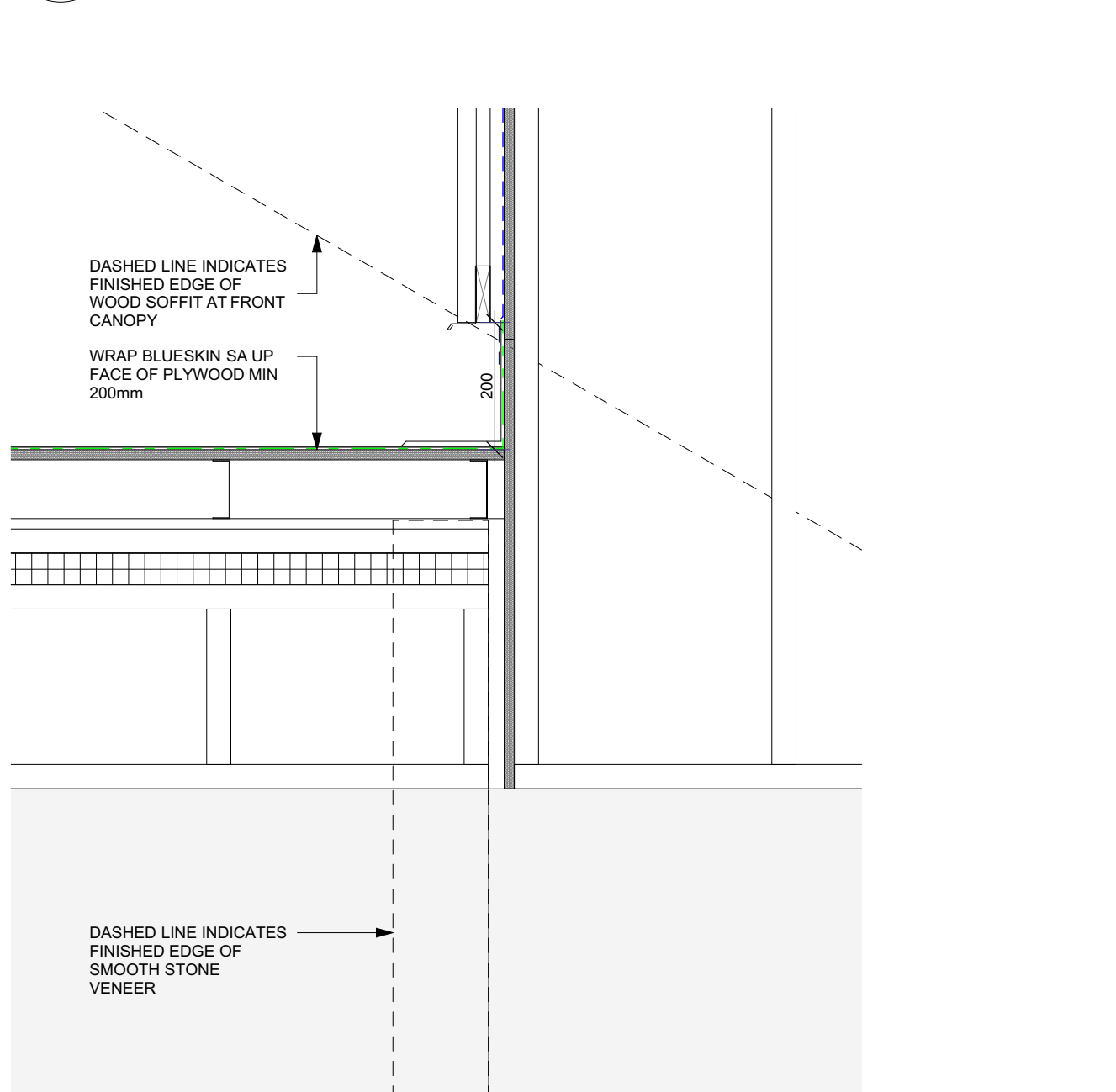
16
A-402
NORTH VESTIBULE ELEVATION B
SCALE: 1:20



17
A-402
NORTH VESTIBULE ELEVATION C
SCALE: 1:20



18
A-402
NORTH VESTIBULE ELEVATION D
SCALE: 1:20

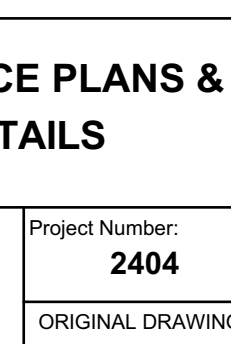
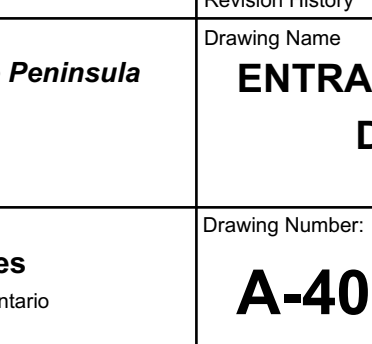
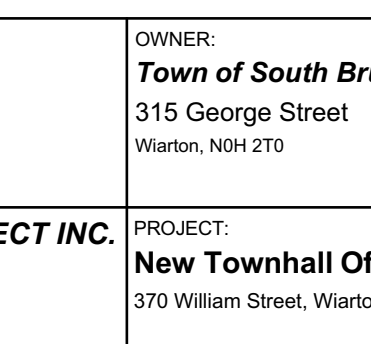
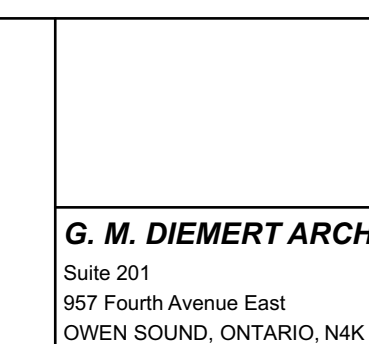
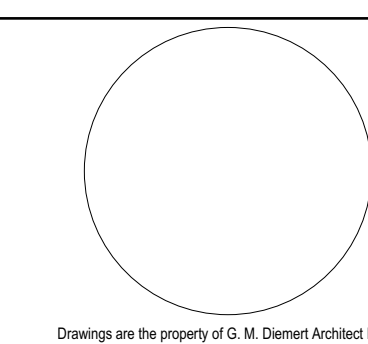

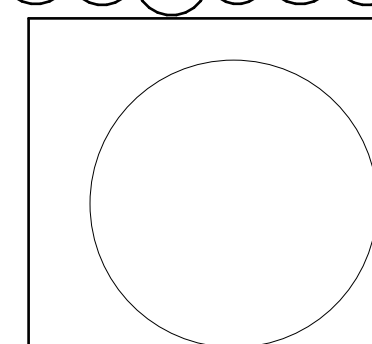


13
A-402
SECTION AT ATTIC CURB
SCALE: 1:10

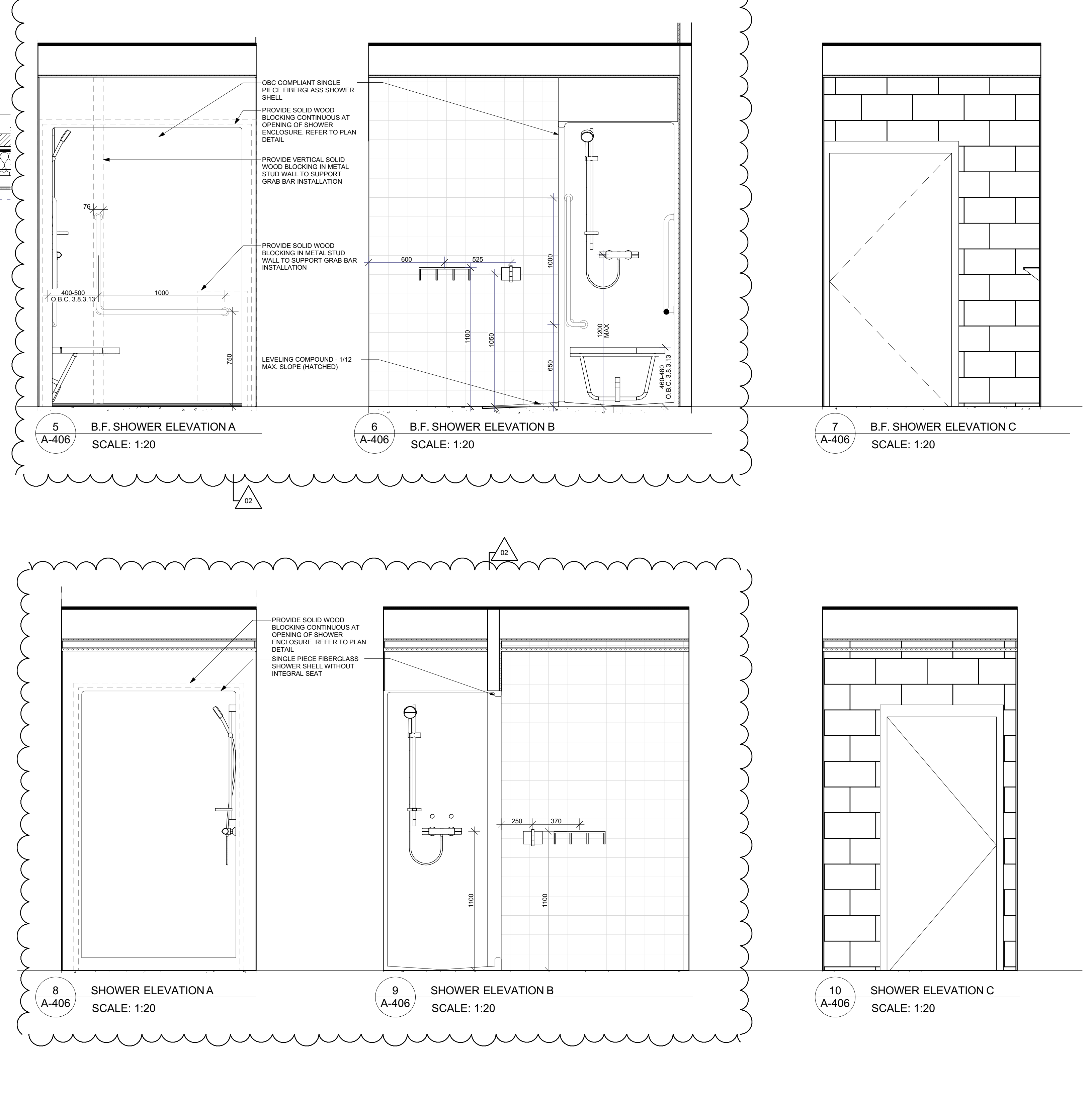
S:\2024\2404-TSBD\Drawings\107-370\WilliamSW\Main\ON.dgn

REVISION	DATE	BY	DESCRIPTION
1	2024-11-27	ARCHITECT	ISSUED FOR PERMIT
2	2024-11-27	ARCHITECT	ISSUED FOR PERMIT
3	2024-11-27	ARCHITECT	ISSUED FOR PERMIT
4	2024-11-27	ARCHITECT	ISSUED FOR PERMIT
5	2024-11-27	ARCHITECT	ISSUED FOR PERMIT
6	2024-11-27	ARCHITECT	ISSUED FOR PERMIT
7	2024-11-27	ARCHITECT	ISSUED FOR PERMIT
8	2024-11-27	ARCHITECT	ISSUED FOR PERMIT
9	2024-11-27	ARCHITECT	ISSUED FOR PERMIT
10	2024-11-27	ARCHITECT	ISSUED FOR PERMIT

REVISION	DATE	BY	DESCRIPTION
1	2024-11-27	ARCHITECT	ISSUED FOR PERMIT
2	2024-11-27	ARCHITECT	ISSUED FOR PERMIT
3	2024-11-27	ARCHITECT	ISSUED FOR PERMIT
4	2024-11-27	ARCHITECT	ISSUED FOR PERMIT
5	2024-11-27	ARCHITECT	ISSUED FOR PERMIT
6	2024-11-27	ARCHITECT	ISSUED FOR PERMIT
7	2024-11-27	ARCHITECT	ISSUED FOR PERMIT
8	2024-11-27	ARCHITECT	ISSUED FOR PERMIT
9	2024-11-27	ARCHITECT	ISSUED FOR PERMIT
10	2024-11-27	ARCHITECT	ISSUED FOR PERMIT



OWNER: Town of South Bruce Peninsula 315 George Street Warton, ON N2Y 2T0	PROJECT: New Townhall Offices 370 William Street, Warton, Ontario G1S 1H1 Tel: 519-376-1975	Project Number: 2404	Revision History ENTRANCE PLANS & DETAILS Drawing Number: A-402 Original Drawing Scale: ARCH E (1:20) x (1:10mm) (A4 x 30)
--	---	-------------------------	---



PROVIDE SOLID WOOD BLOCKING CONTIGUOUS AT OPENING OF SHOWER ENCLOSURE

PAPERLESS GYPSUM BOARD ON WATERPROOF MEMBRANE

PROVIDE VERTICAL SOLID WOOD STUDS TO SUPPORT GRAB BAR

PROVIDE SOLID WOOD BLOCKING CONTIGUOUS AT OPENING OF SHOWER ENCLOSURE

PROVIDE SOLID WOOD BLOCKING BETWEEN STEEL STUDS TO SUPPORT GRAB BAR

1200 FINISHED OPENING

1200

1000

175

405

36

[illegible]

L-SHAPED GRAB BAR
 PROVIDE SOLID BLOCKING TO SECTION 06-10-00 TYP.
 CONFIRM WITH DRAWINGS LOCATION OF LANDING SPACE FOR LOADING SPACE LOCATE TRIP LEVEL ON APPROXIMATE USE AS PER O.B.C. 3.3.3.9 (1)(b)
 REAR GRAB BAR - PROVIDE BLOCKING
 TOILET PAPER DISPENSER - PROVIDE BLOCKING
 MULTIPLE OF TOILET (O.B.C. 3.3.3.2(1)(a))
 FROM FACE OF

700mm MIN. HOLE GRAB BAR LENGTH
O.S.C. 3.8.3.6.2(10)

380mm FRONT EDGE OF SEAT TO TUBET FLOOR/CURB O.S.C. 3.8.3.8.1(1) (g)(iv)

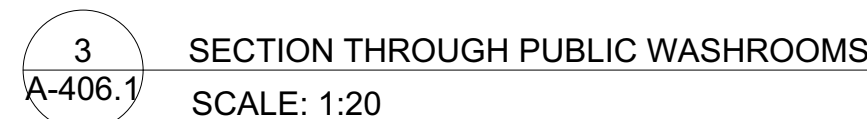
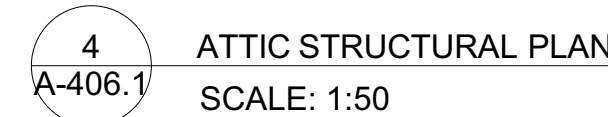

DOOR LEGEND	
ELEV.	A
VIEW	
WALL TYPE LEGEND	
WTA	20mm NORMAL STONE VENER 50mm ABS SPAL 100mm BREATHABLE BA SELF HEALING GP REVISED ALTERNATE 15mm PL WOOD SHEATHING 30x40mm SPF No. 12 WOOD STUDS 400 D.C. CW PCL VENEER HANE SPRAYED FOAM INSULATION 100MM 160mm THICK (B-30) 100mm POLYURETHANE SPRAYED FOAM INSULATION 160mm THICK STUDS 600 D.C. 15.0mm GYP BD
WTB	20mm NORMAL STONE VENER 50mm ABS SPAL 100mm BREATHABLE BA SELF HEALING GP REVISED ALTERNATE 15mm PL WOOD SHEATHING 30x40mm SPF No. 12 WOOD STUDS 400 D.C. CW PCL VENEER HANE SPRAYED FOAM INSULATION 100MM 160mm THICK (B-30) 100mm POLYURETHANE SPRAYED FOAM INSULATION 15.0mm GYP BD

[illegible][illegible]

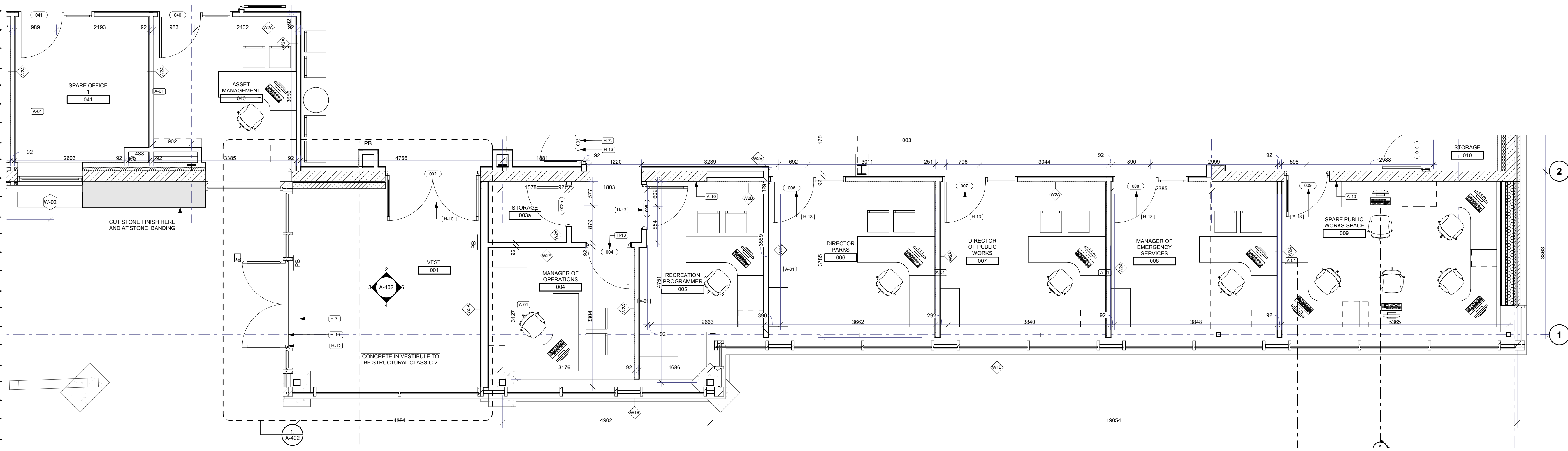
NOTE:
The Base Bid Price will include the trenching of mechanical services below the existing concrete slab to the position of the Public Washrooms that are the subject of the Separate Price. Also included within the Base bid are the concrete unit masonry wall surrounding the washrooms and janitorial space. Include also the new, exterior door leading into these washrooms from the northern wall of the building.

[illegible]

04	ADD-03	ADDENDUM 03	2025.11.27
03	ADD-02	ADDENDUM 02	2025.11.21
02	ADD-01	ADDENDUM 01	2025.11.19
01	ISSUED FOR TENDER		2025.10.28
Rev'd	Change	Revision	Date
Revision History			

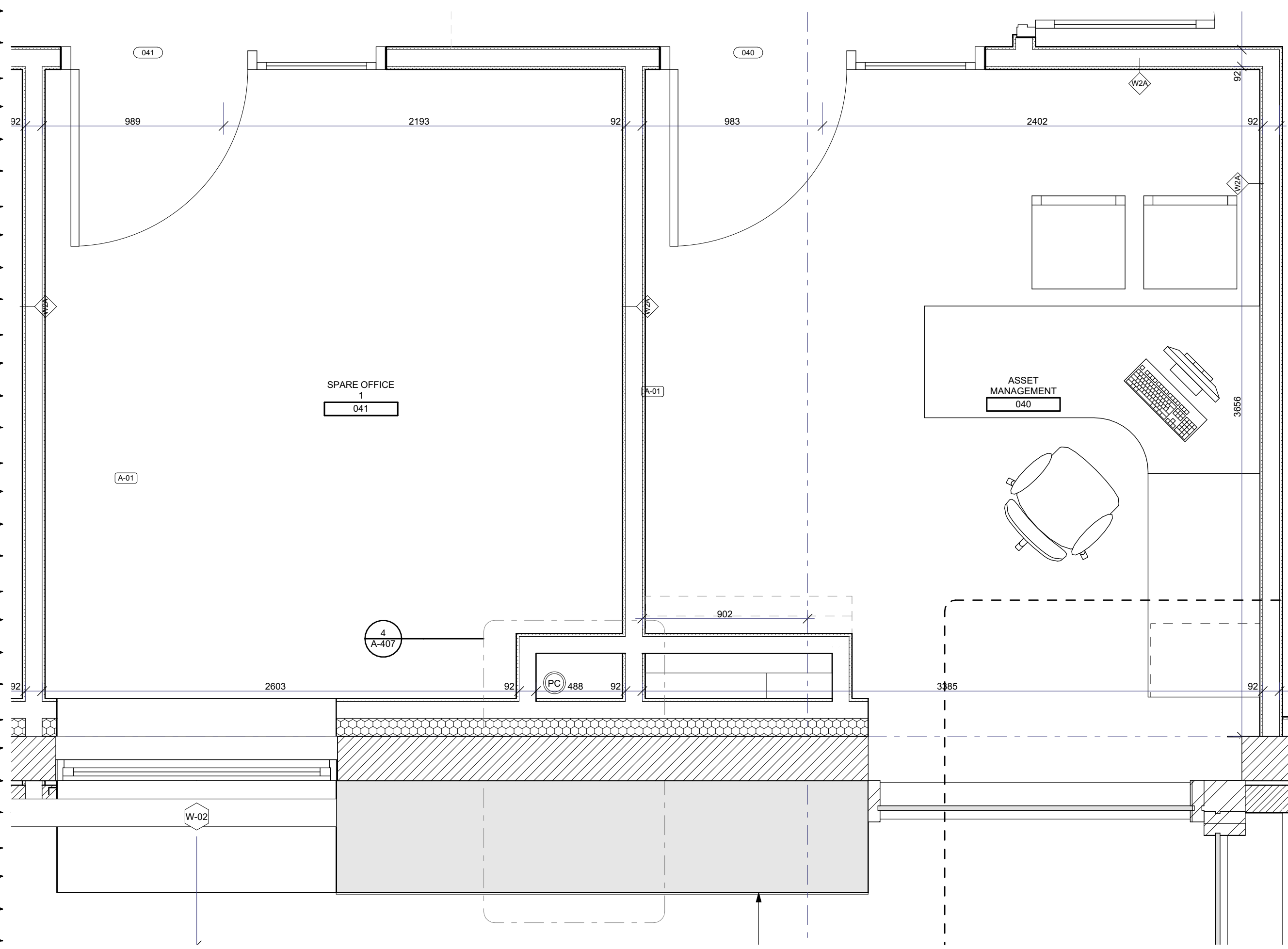


04	ADD-03	ADDENDUM 03	2/23/21
03	ADD-02	ADDENDUM 02	2/23/21
02	ADD-01	ADDENDUM 01	2/23/21
01		ISSUED FOR TENDER	2/22/21
Revised	Change	Revisions	None
Revision History			
Drawing Name			
PUBLIC WASHROOM DETAILS			
Drawing Number:		Project Number:	
A-406.1		2404	
ORIGINAL DRAWING SIZE: ARCH E (12x20)			



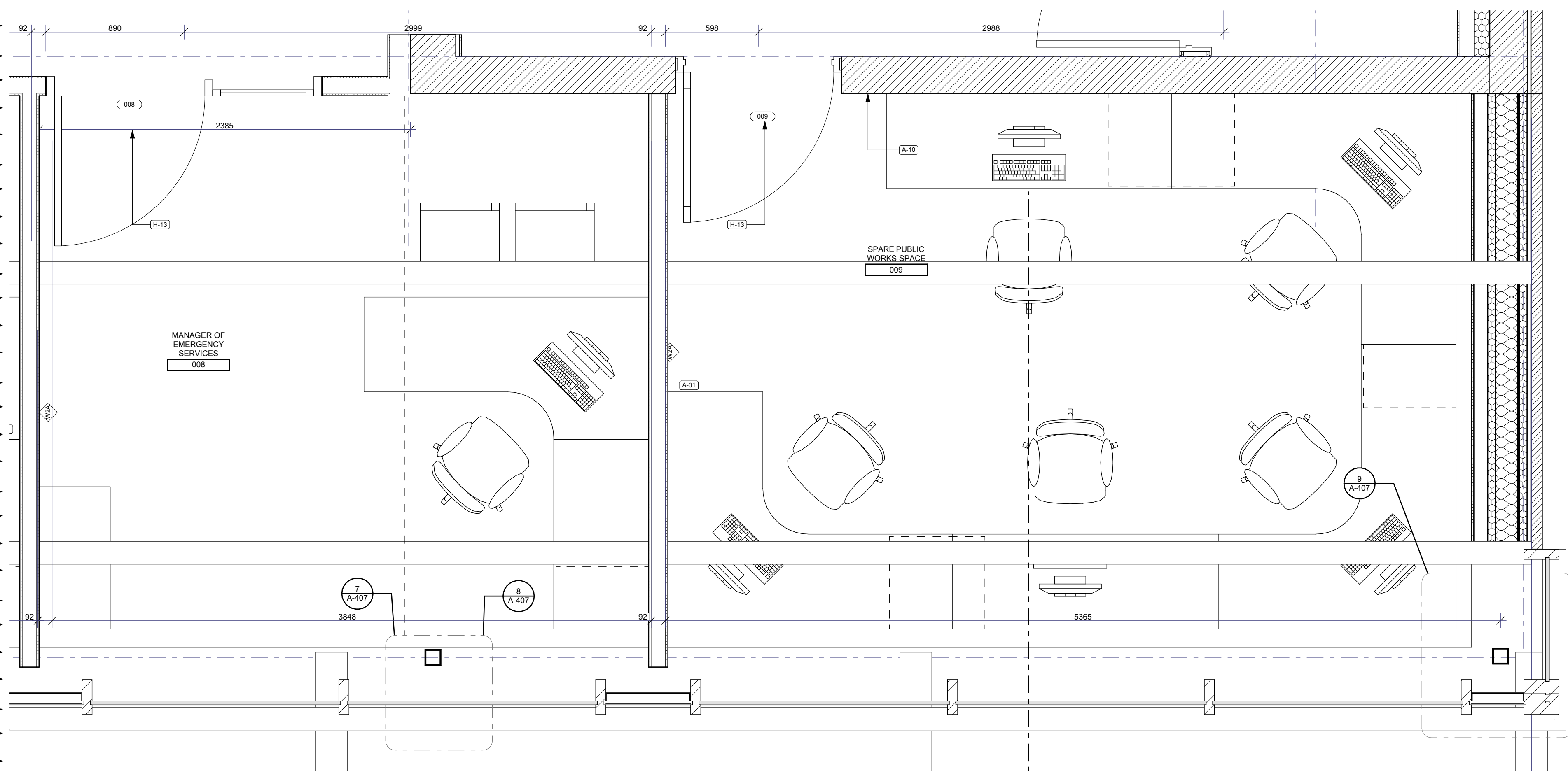
1
A-407

GROUND FLOOR-1:50
SCALE: 1:50



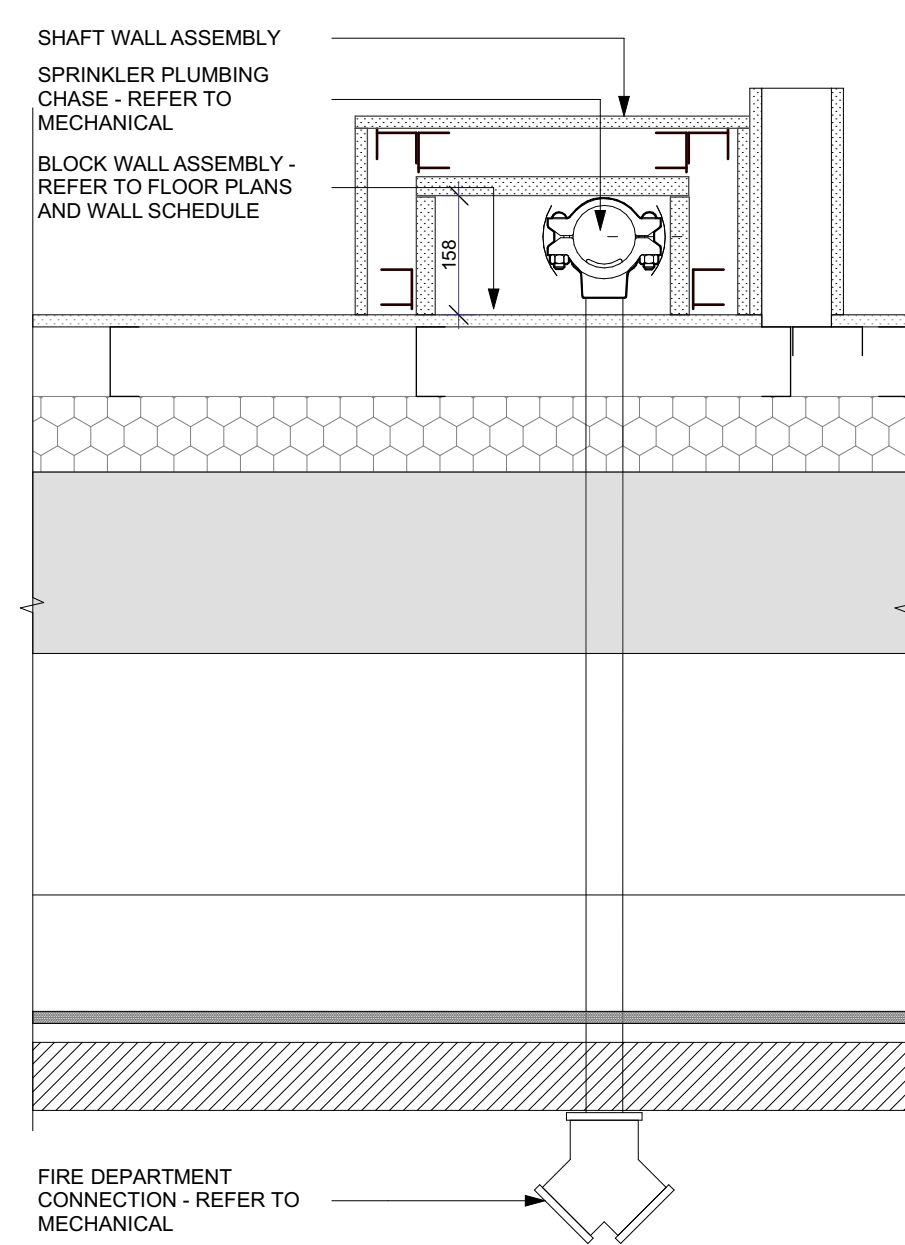
2
A-407

ENLARGED PLAN - ASSET MANAGEMENT
SCALE: 1:20



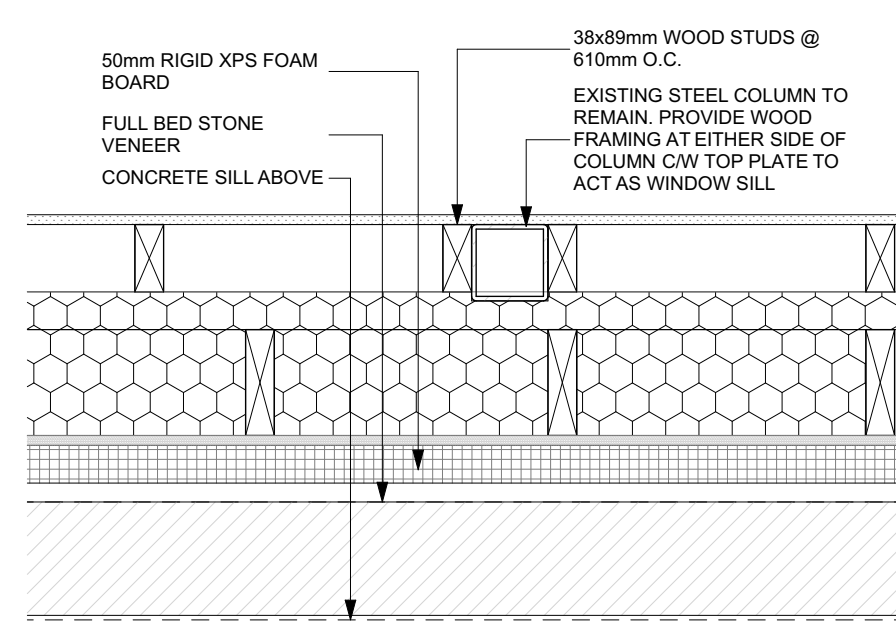
3
A-407

ENLARGED PLAN - SPARE PUBLIC WORKS SPACE
SCALE: 1:20



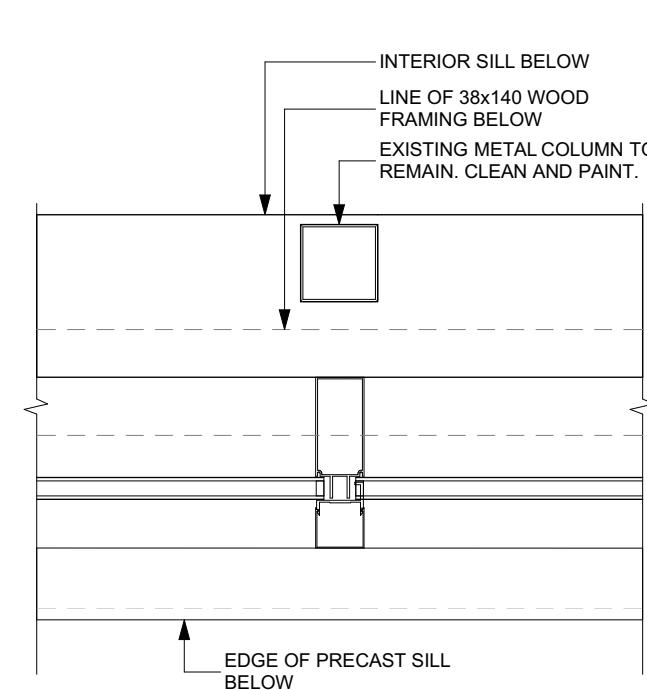
4
A-407

SECTION THROUGH WALL AT FIRE DEPARTMENT CONNECTION
SCALE: 1:10



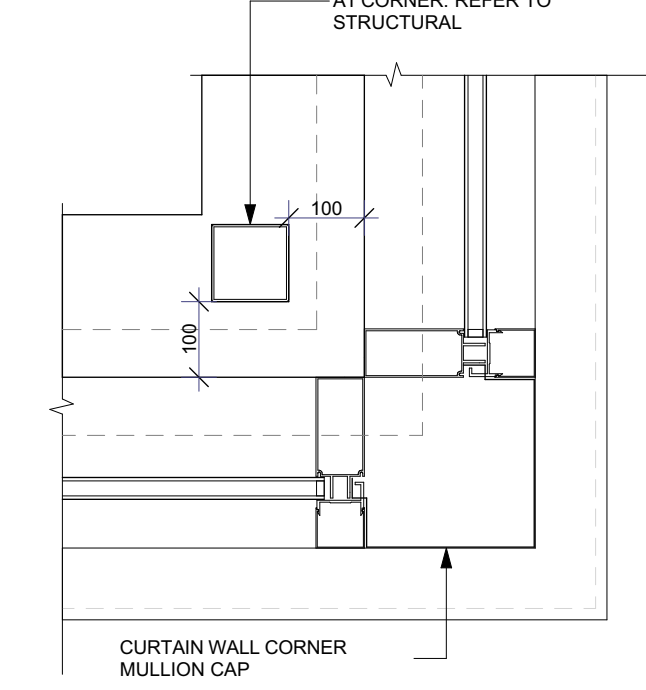
7
A-407

SECTION THROUGH COLUMN BELOW CURTAIN WALL
SCALE: 1:10



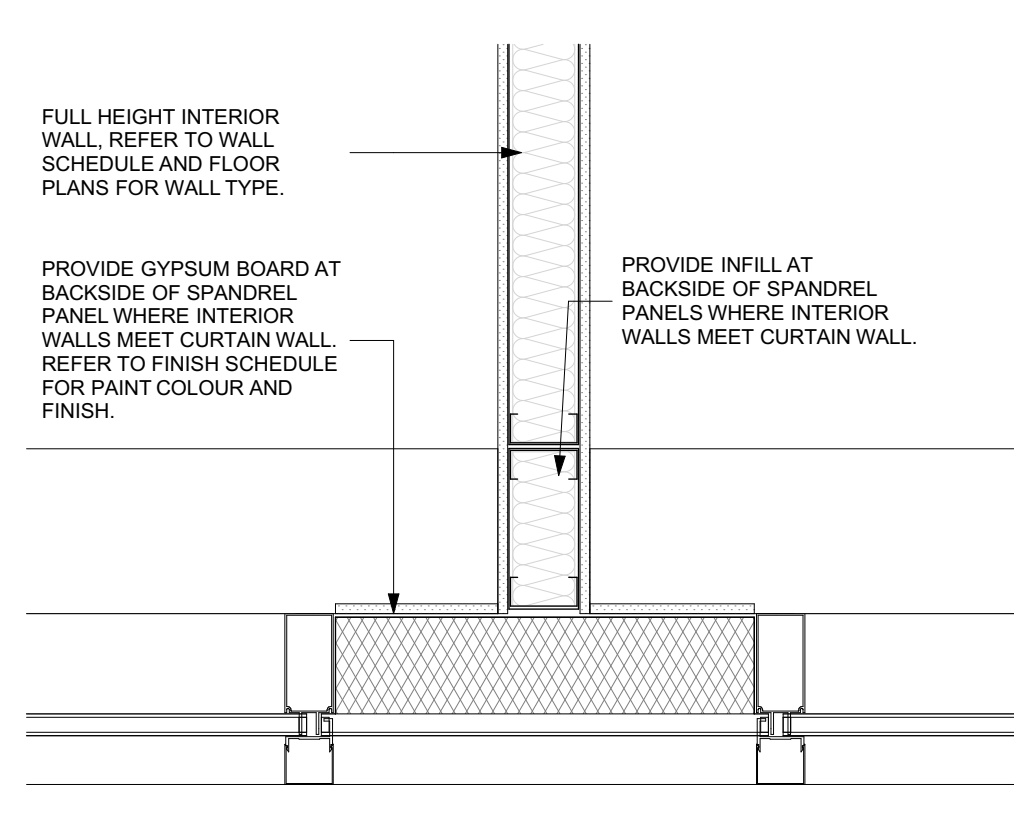
8
A-407

SECTION THROUGH COLUMN AT CURTAIN WALL
SCALE: 1:10



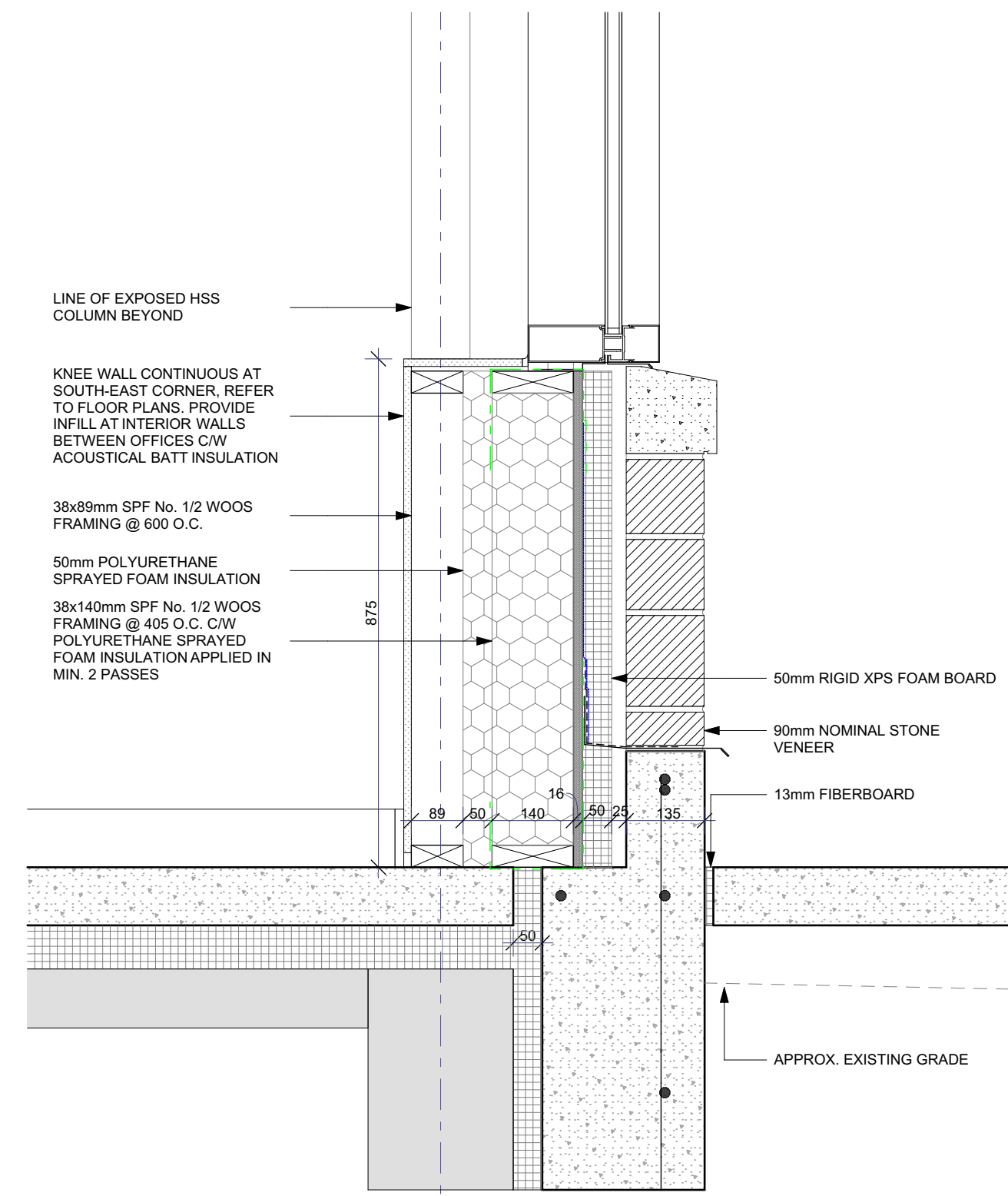
9
A-407

SECTION THROUGH CORNER COLUMN
SCALE: 1:10



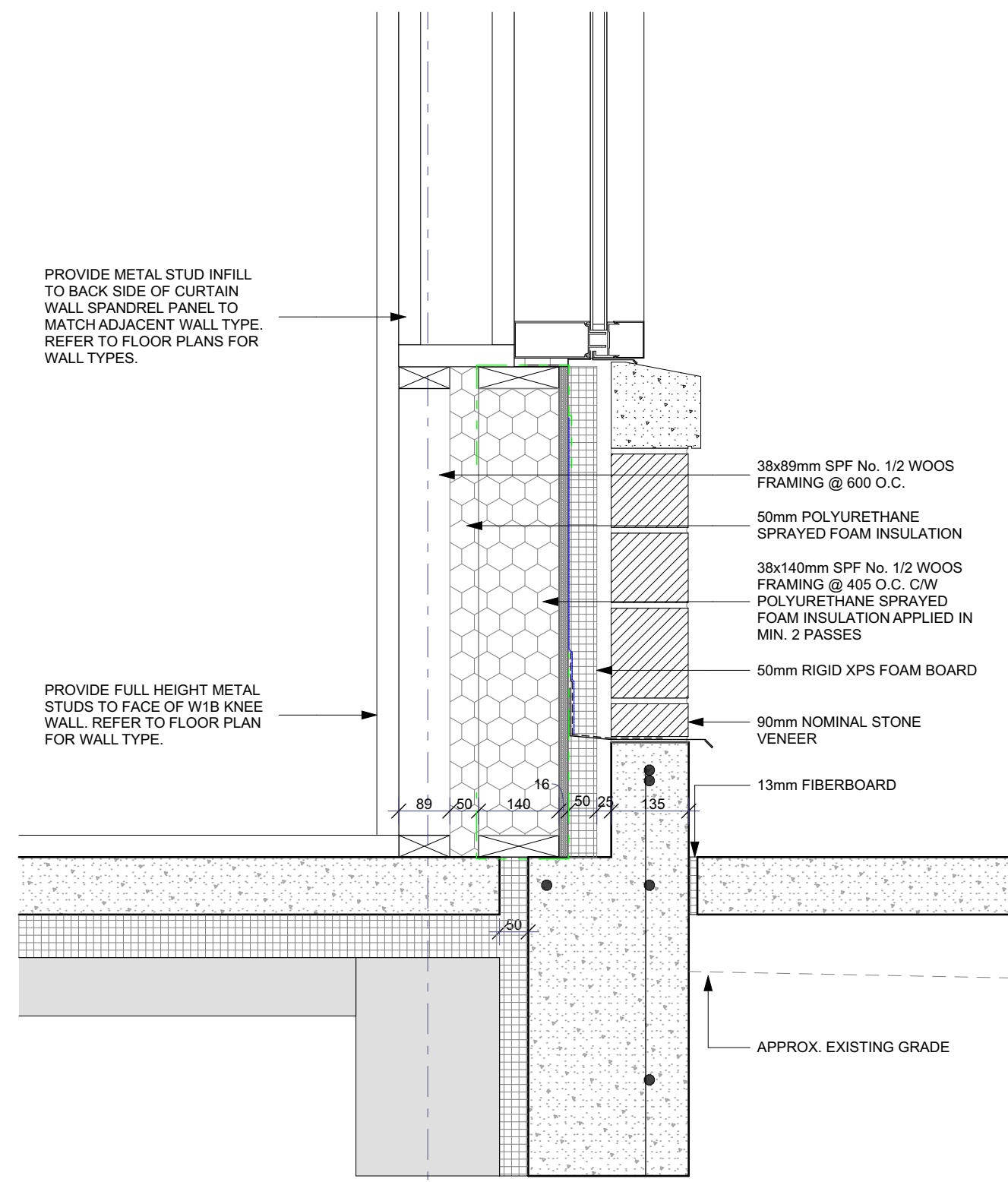
10
A-407

INTERIOR WALL AT CURTAIN WALL
SCALE: 1:10



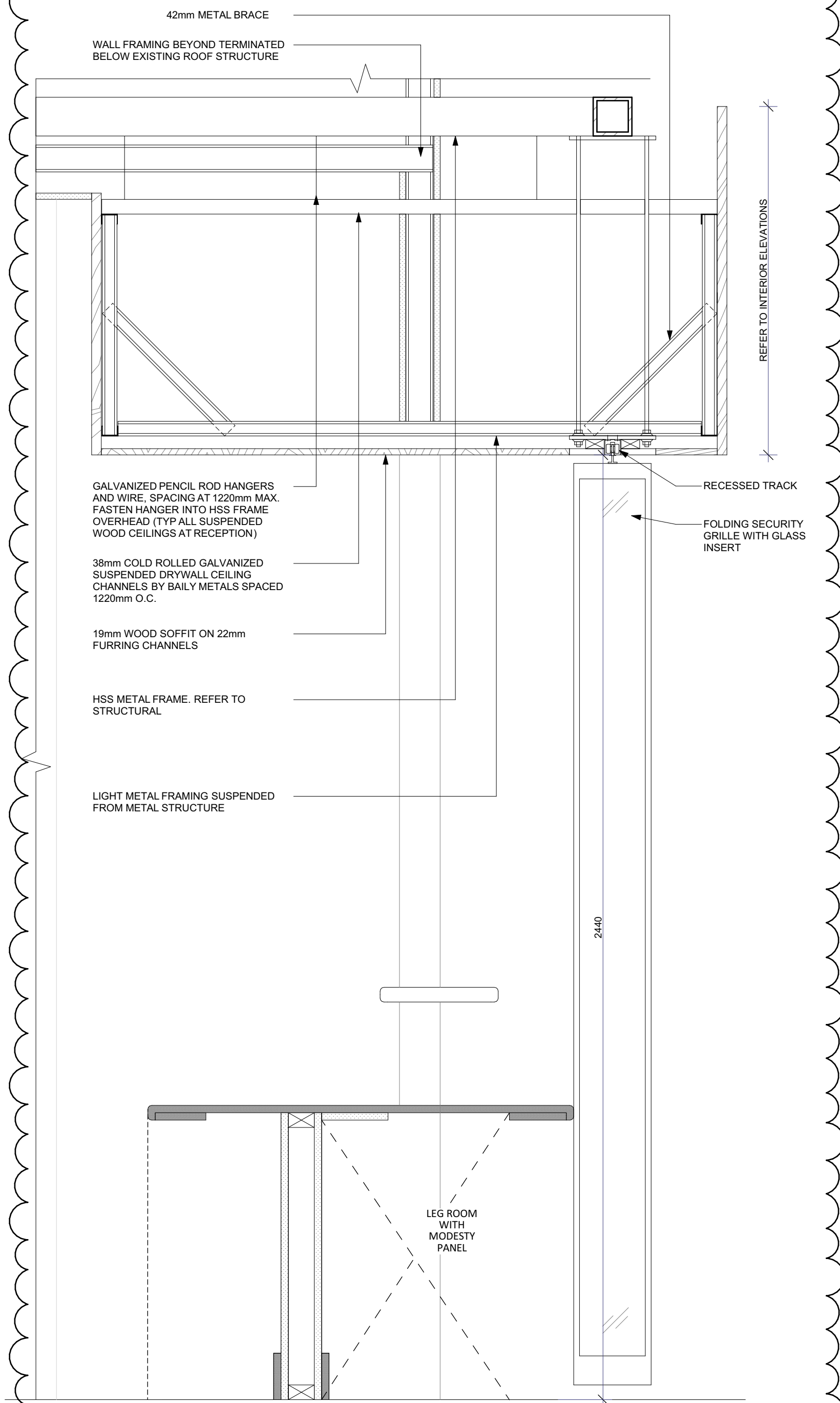
5
A-407

SECTION THROUGH SOUTH WALL
SCALE: 1:10

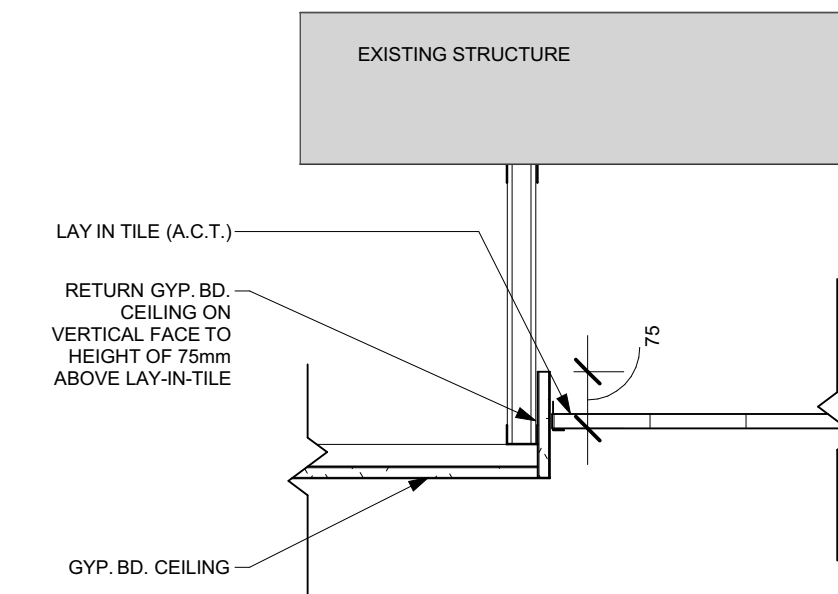
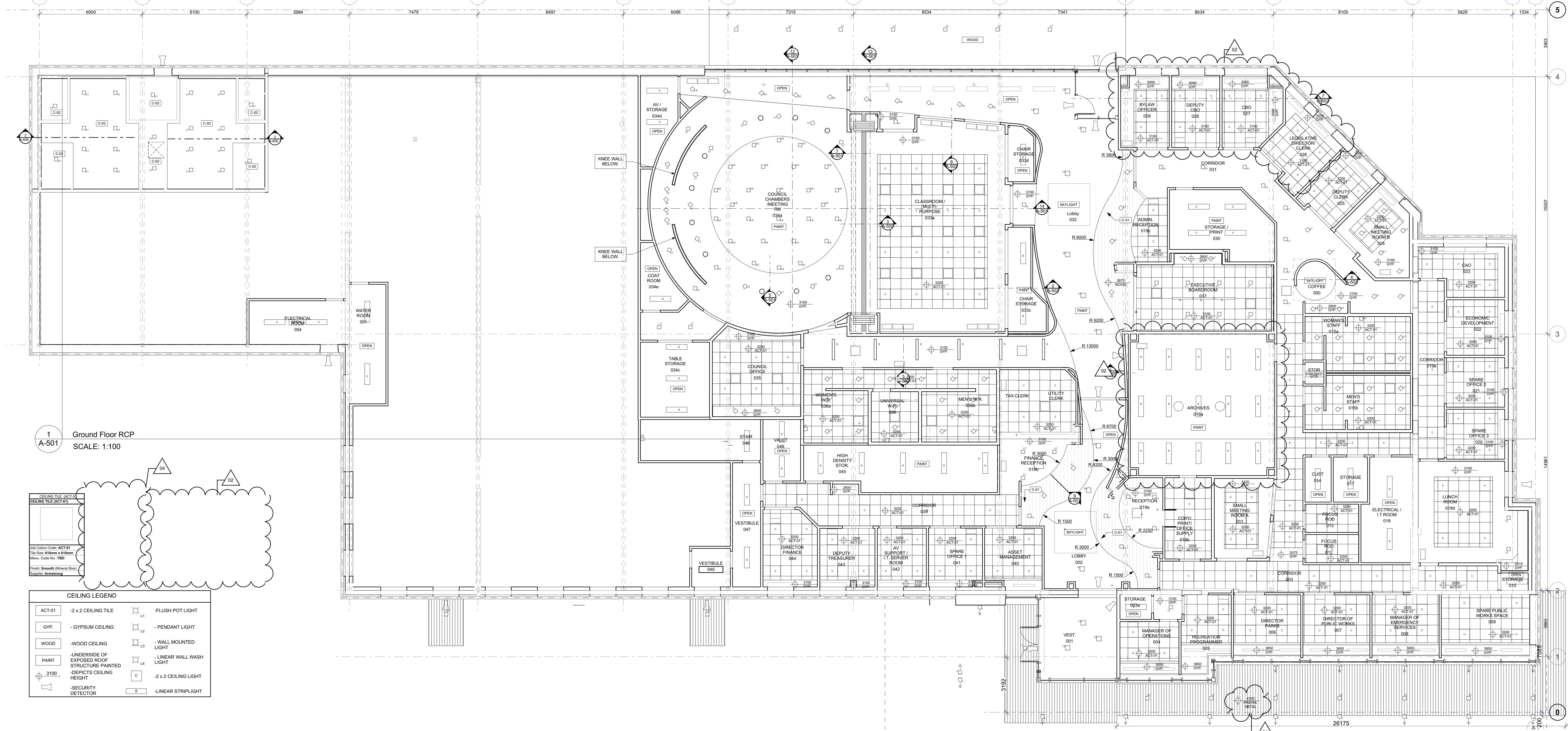


6
A-407

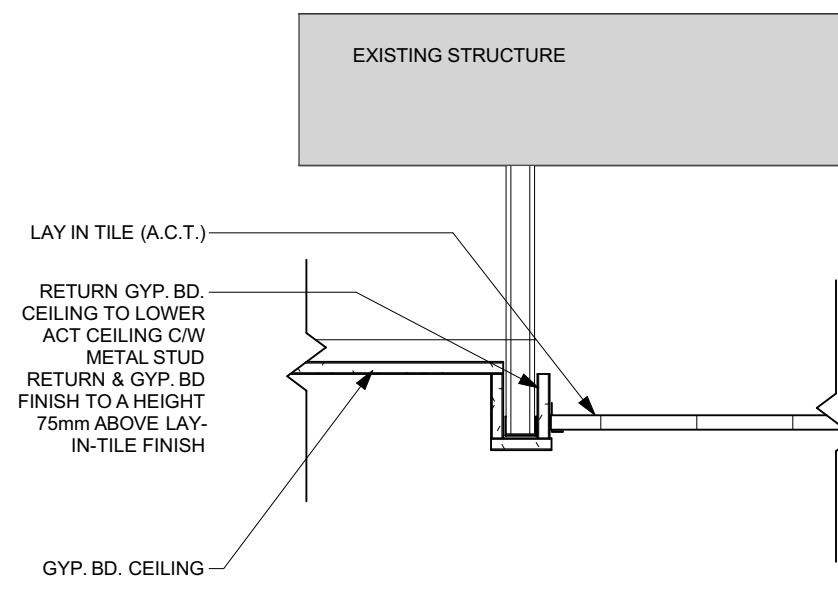
SECTION THROUGH INTERIOR WALL AT CURTAIN WALL
SCALE: 1:10



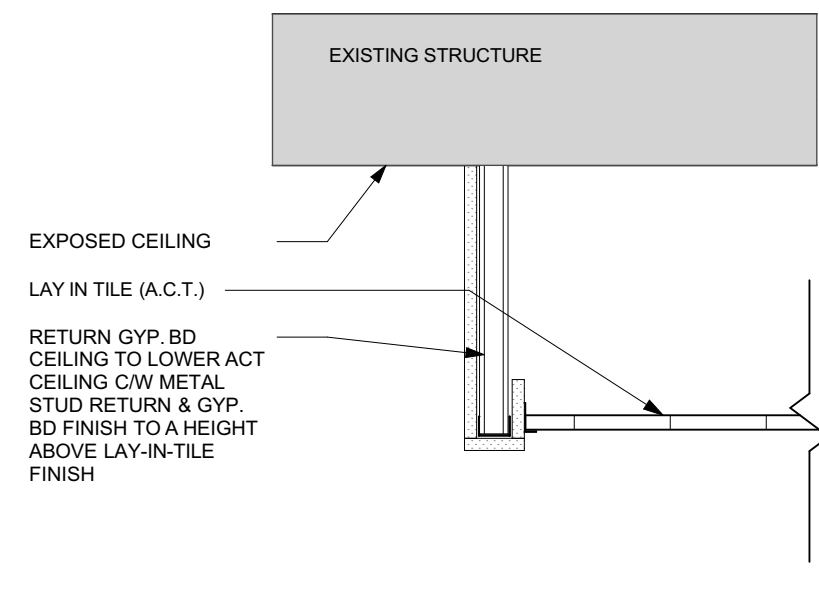
9
A-501
SECTION THROUGH RECEPTION
SCALE: 1:10



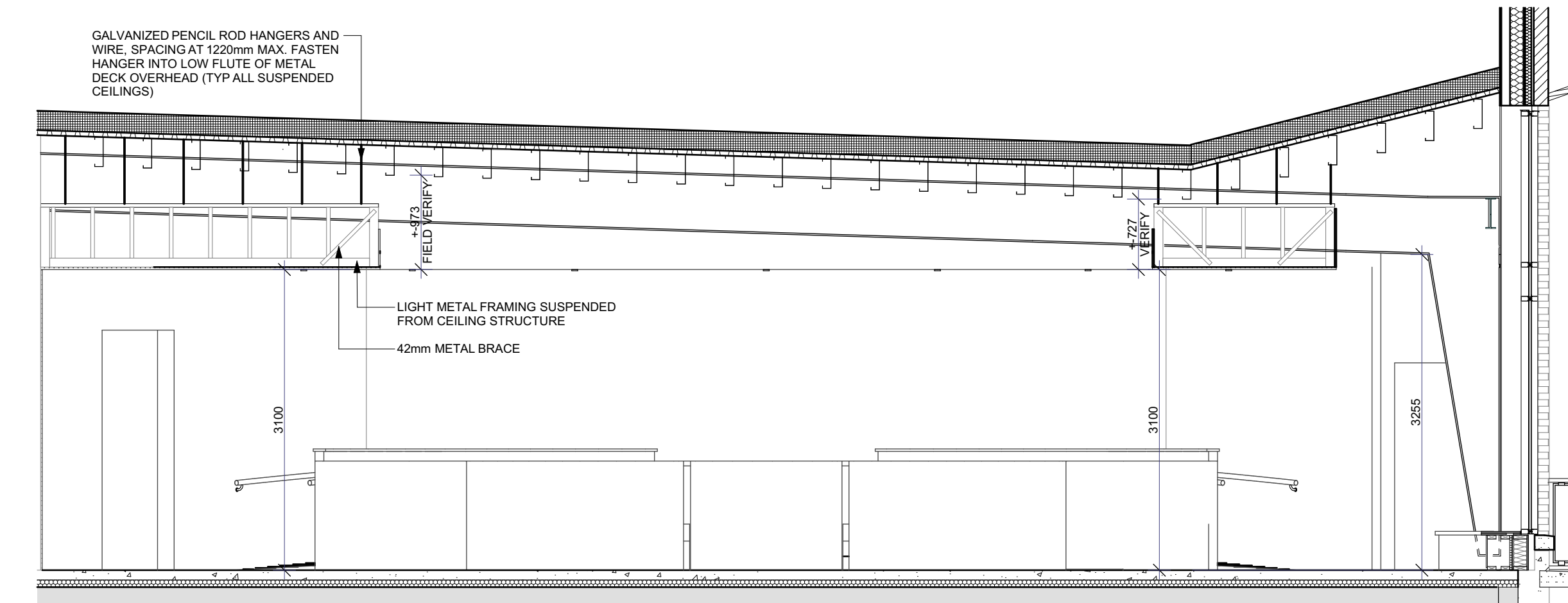
2
A-501
TYP. A.C.T. ABOVE GYPSUM CEILING
SCALE: 1:10



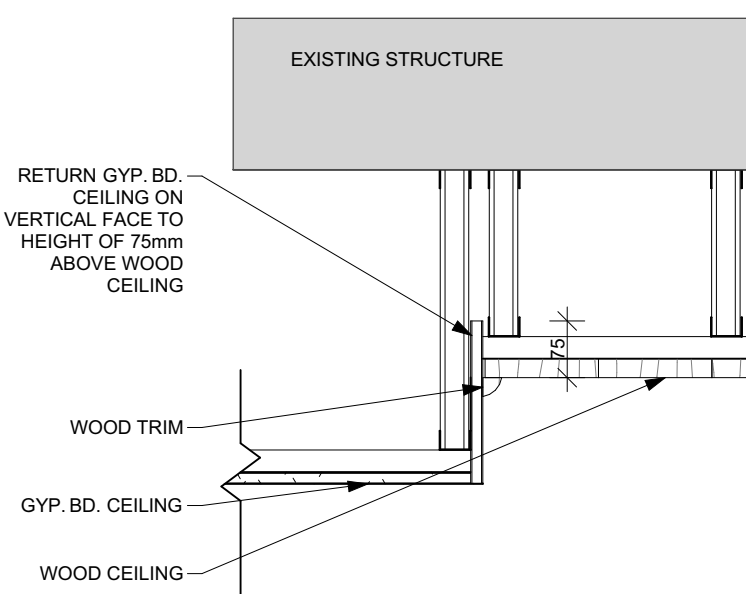
3
A-501
TYP. A.C.T. BELOW GYPSUM CEILING
SCALE: 1:10



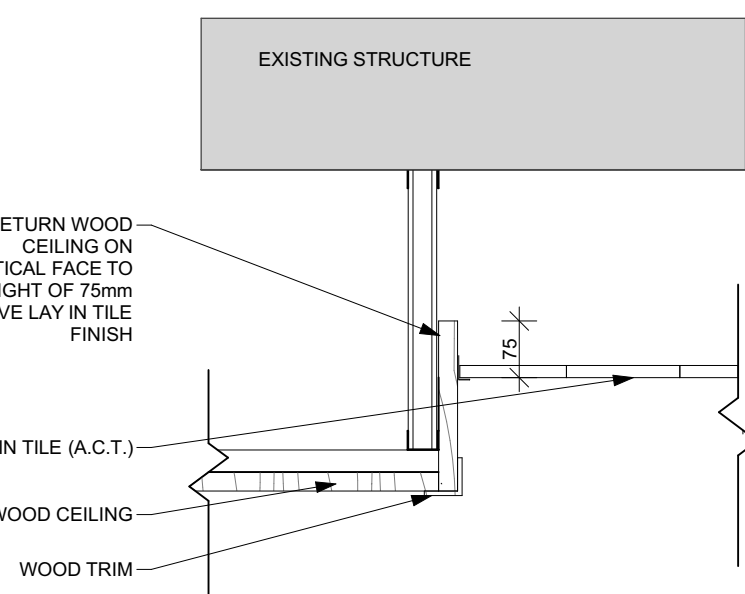
4
A-501
A.C.T. TERMINATION AT EXPOSED
SCALE: 1:10



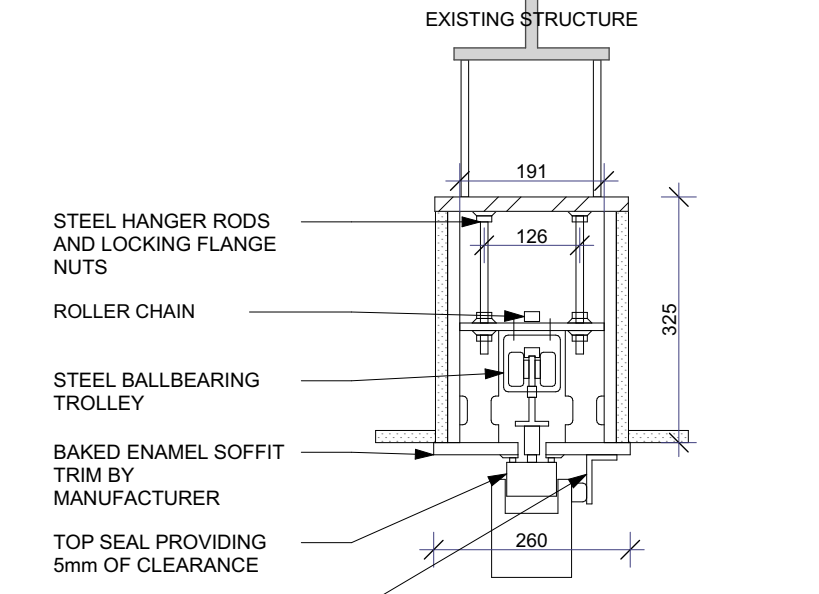
12
A-501
SECTION THROUGH CEILING AT COUNCIL CHAMBERS
SCALE: 1:50



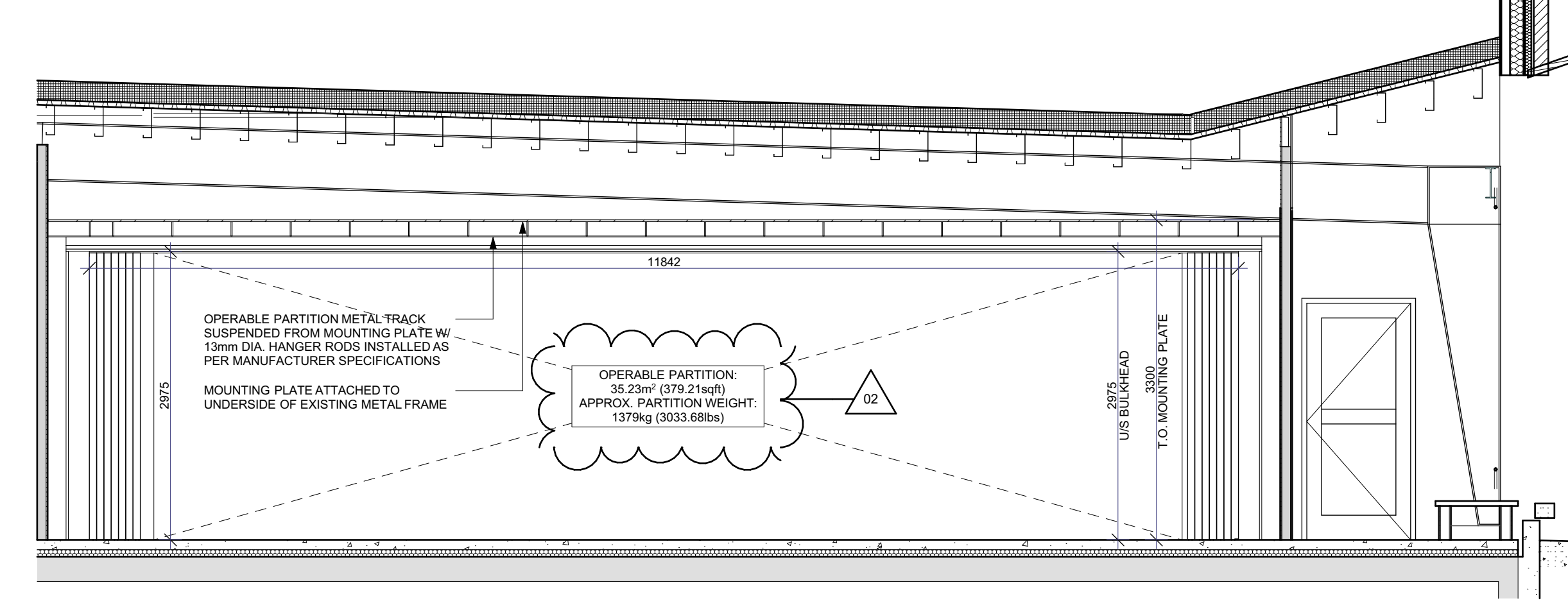
5
A-501
TYP. WOOD ABOVE GYPSUM CEILING
SCALE: 1:10



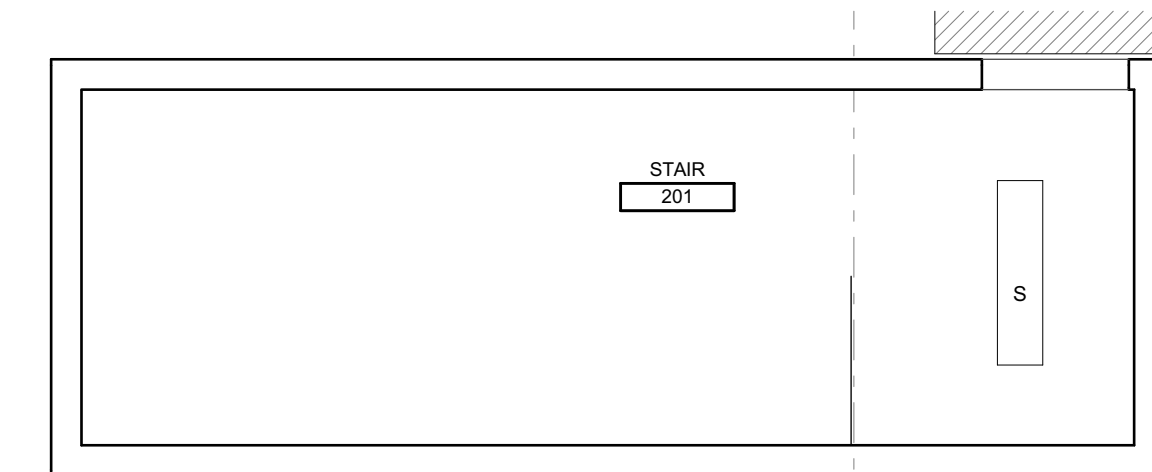
6
A-501
TYP. A.C.T. ABOVE WOOD CEILING
SCALE: 1:10



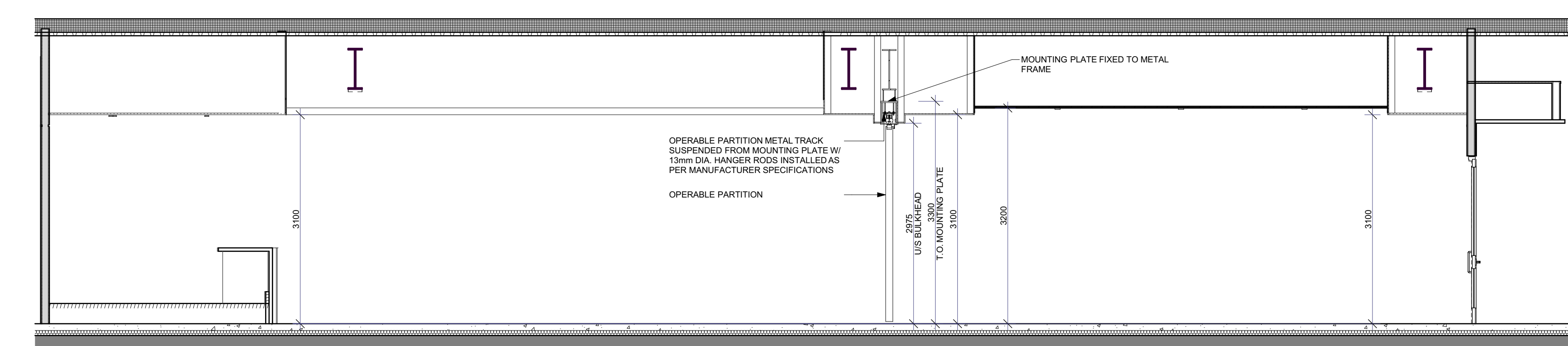
7
A-501
SECTION THROUGH HEAD OF OPERABLE PARTITION
SCALE: 1:10



13
A-501
SECTION THROUGH OPERABLE PARTITIONS
SCALE: 1:50



11
A-501
Stair RCP
SCALE: 1:50



14
A-501
SECTION THROUGH COUNCIL CHAMBERS
SCALE: 1:50

S:\2024\2404-TSBD\Drawings\2025\107-370\WilliamSW\Arch\ON pin

TOWN OF
SOUTH BRUCE
PENINSULA

OWNER:
Town of South Bruce Peninsula
315 George Street
Warton, N0M 2T0

PROJECT:
New Townhall Offices
Suite 201
957 Fourth Avenue East
OVERLAND, ONTARIO, N4K 2N6,
tel: 519-376-1975

OWNER:
G. M. DIEMERT ARCHITECT INC.
Suite 201
957 Fourth Avenue East
OVERLAND, ONTARIO, N4K 2N6,
tel: 519-376-1975

PROJECT:
New Townhall Offices
370 William Street, Warton, Ontario

Revision History

Rev	Date	Description	By	App'd
1	2025-11-13	ISSUED FOR PERMIT	2025-11-13	
2	2025-11-13	REVISION	2025-11-13	

Drawing Number: **2404**
A-501
ORIGINAL DRAWING
SIZE: ARCH E (1200 x 1515mm) (48" x 30")

[illegible]