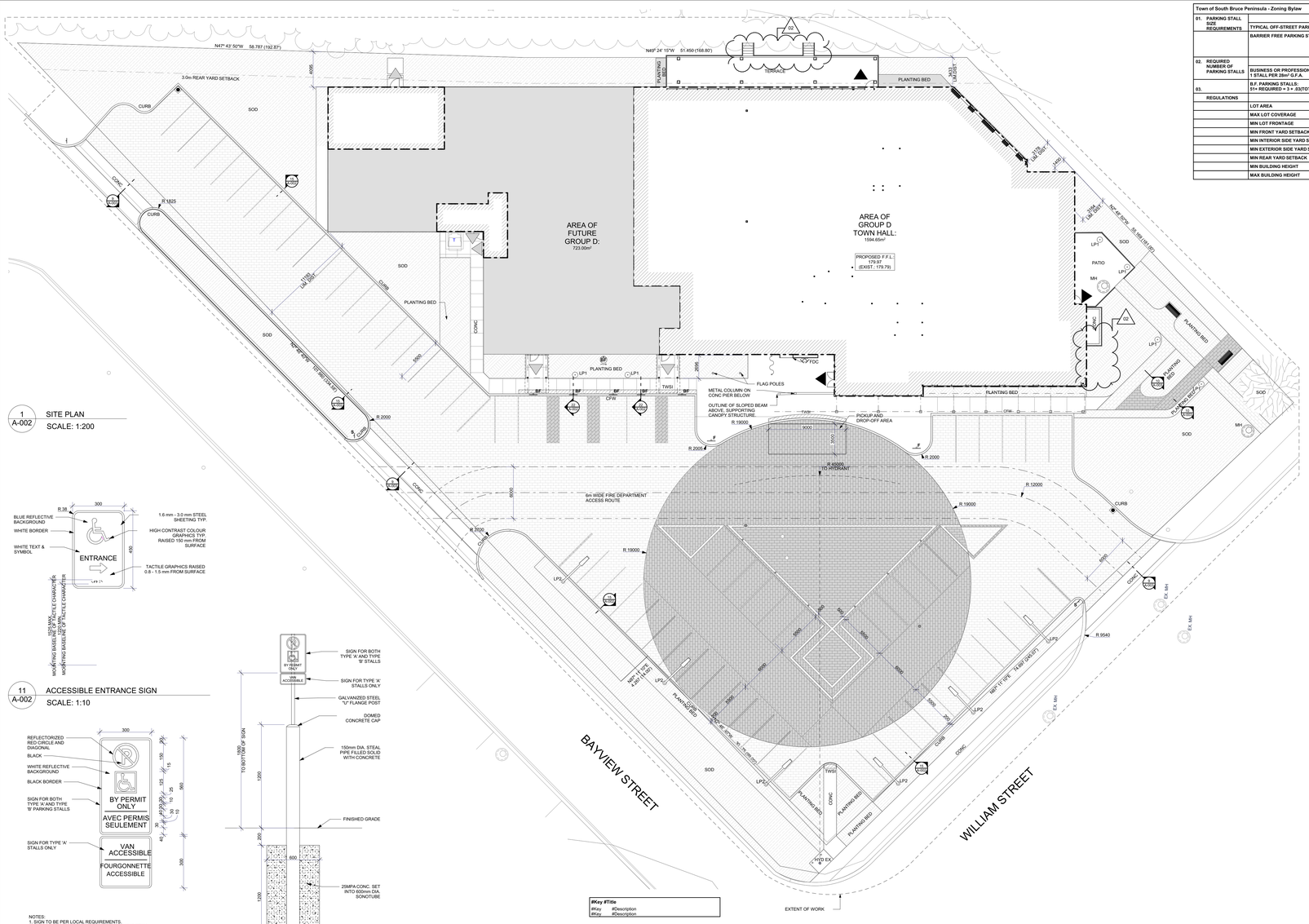

1 A-002 SITE PLAN
SCALE: 1:200

Town of South Bruce Peninsula - Zoning Bylaw				
01. PARKING STALL SIZE REQUIREMENTS		REQUIRED	PROVIDED	SECTION
	TYPICAL OFF-STREET PARKING STALL	2700mm x 5500mm	2700mm x 5500mm	6.33.1
	BARRIER FREE PARKING STALLS	4500 x 5500 (3200 x 5500 WITH 1500mm AISLE WHERE 2 STALLS ARE TOGETHER)	3200mm x 5500mm WITH 1500mm AISLE	6.33.1.a)
02. REQUIRED NUMBER OF PARKING STALLS	BUSINESS OR PROFESSIONAL OFFICE: 1 STALL PER 28m² G.F.A.	1595m² / 28m² = 57 STALLS	69 STALLS	6.33.6
03.	B.F. PARKING STALLS: 51+ REQUIRED = 3 + .03(TOTAL REQ.)	3 + (.03x57) = 5 STALLS	5 STALLS	6.33.10
REGULATIONS				
	LOT AREA	NONE	7220.7m²	16.3
	MAX LOT COVERAGE	90% (6498.6m²)	36.5% (2637.9m²)	
	MIN LOT FRONTAGE	NONE	74.7m	
	MIN FRONT YARD SETBACK	NONE	0.0m	
	MIN INTERIOR SIDE YARD SETBACK	NONE	0.0m	
	MIN EXTERIOR SIDE YARD SETBACK	NONE	0.0m	
	MIN REAR YARD SETBACK	3.0m	3.0m	
	MIN BUILDING HEIGHT	2 STORIES	8.2m	
	MAX BUILDING HEIGHT	4 STORIES (12m)	8.2m	

SITE ELEMENT LEGEND:

- LP — LIGHT POLE & CONC. BASE
- BOL — BOLLARD- HOT DIPPED GALVANIZED AFTER FABRICATION- 150 DIA.- PROVIDE CAPS
- BF — BARRIER- FREE PARKING C/W POST MOUNTED ON CONC. WALL OR BOLLARD.
- HP — EXISTING UTILITY POLE
- HYD — EXISTING FIRE HYDRANT
- CFW — CURB FACED WALK - REFER TO CIVIL DRAWINGS FLUSH CURB TO PERMABLE PAVERS WHERE NOTED
- CURB — 150mm HIGH CURB - REFER TO CIVIL DRAWINGS
- CONC — CONCRETE WALK: 125mm THICK C/W 10M AT 300mm EA. WAY.
- BIKE RACK — SPIRAL BIKE RACK BY 'CANAAN SITE FURNISHINGS' MODEL CAH-717
- C + F — FIRE ROUTE SIGN C/W POST AS PER MUNICIPALITY'S FIRE ROUTE BYLAW
- TWSI — TACTILE WALKING SURFACE INDICATOR, RED, CAST IRON- REFER TO INSTALLATION REQUIREMENTS OPSD 310.031, 310.033, 310.039
- BF — BARRIER FREE ENTRANCE SIGN, PROVIDE ARROW IN DIRECTION OF ENTRANCE
- BENCH SEATING, REFER TO SPEC
- RP — RAISED PLANTER, REFER TO SPEC FOR DIMENSION AND QUANTITY
- FDC — FIRE DEPARTMENT CONNECTION (FDC)
- STOP — STOP SIGN C/W POST AS PER MUNICIPALITY'S TRAFFIC BYLAW
- 02 — PERMACON "BOULEVARD TLI 100" PAVERS, 300mmx150mm SIZE, "CINDER GREY-SMOOTH" COLOUR
- PERMACON "BOULEVARD TLI 100" PAVERS, 300mmx150mm SIZE, "BLACK ETA-SMOOTH" COLOUR

ONTARIO BUILDING CODE DATA MATRIX

PART 3 - FIRE PROTECTION, OCCUPANT SAFETY AND ACCESSIBILITY				OBC REFERENCE [1]
3.00	BUILDING CODE VERSION	O. Reg. 163/24	LAST AMENDMENT: O. Reg. 447/24	
3.01	PROJECT TYPE	Renovation, Change of use		[A] 1.3.3.2.
3.02	MAJOR OCCUPANCIES	OCCUPANCY: GROUND FLOOR	USE: GROUP D BUSINESS / SERVICE	3.1.2.1.(1)
3.02A	SUBSIDIARY OCCUPANCIES	N/A		[A] 1.4.1.2.
3.03	SUPERIMPOSED MAJOR OCCUPANCIES	N/A		3.2.2.7.
3.04	BUILDING AREA (m²)	DESCRIPTION: GROUP D RENOVATION	EXISTING: 2448.89m² / NEW: 0m² / TOTAL: 2448.89m²	[A] 1.4.1.2.
3.05	GROSS AREA (m²)	DESCRIPTION: GROUP D FLOOR GROUP D: 1725.89m², FUTURE GROUP D: 723.00m²	EXISTING: 1725.89m², NEW: 0m², 0.00m², TOTAL: 1725.89m², 723.00m², 2448.89m²	[A] 1.4.1.2.
3.06	MEZZANINE AREA (m²)	DESCRIPTION: 0.00	EXISTING: 0.00, NEW: 0.00m², TOTAL: 0.00m²	3.2.1.1.
3.07	BUILDING HEIGHT	STOREYS: 1, ABOVE GRADE: 1, BELOW GRADE: 0, (m) ABOVE GRADE: 7m		[A] 1.4.1.2. & 3.2.1.1.
3.08	HIGH BUILDING	NO		3.2.6.
3.09	NUMBER OF STREETS/FIRE FIGHTER ACCESS	2		3.2.2.10. & 3.2.5.
3.11	SPRINKLER SYSTEM	NOT REQUIRED PROVIDED: ENTIRE BUILDING DESCRIPTION: N/A		3.2.1.5. & 3.2.2.53.
3.12	STANDPIPE SYSTEM	REQUIRED		3.2.5.8.-11
3.13	FIRE ALARM SYSTEM	REQUIRED TYPE PROVIDED: TWO STAGE		3.2.4. 3.2.4.4.
3.14	WATER SERVICE/SUPPLY IS ADEQUATE	YES		3.2.5.7.
3.15	CONSTRUCTION TYPE	RESTRICTIONS: COMBUSTIBLE PERMITTED	ACTUAL: NON COMBUSTIBLE / COMBUSTIBLE	3.2.2.53. & 3.1.6.
3.16	IMPORTANCE CATEGORY	NON-POST DISASTER: POST DISASTER: N/A		4.1.2.1.(3)
3.17	SEISMIC CATEGORY	SEISMIC CATEGORY: SITE CLASS:	SC2, D	4.1.8.4.(1) T.4.1.8.5.B.
3.18	OCCUPANT LOAD			
	FLOOR AREA	USE	BASED ON:	AREA/ PERSON: LOAD (PERSONS) 3.1.17.
	LEVEL: 1- OFFICE	OFFICES	AREA: 1725.89 M²	9.30 / 186
	LEVEL: 1- OFFICE	TBD	AREA: 723.00 M²	9.30 / 78
	TOTAL			264
3.19	BARRIER FREE DESIGN	YES		3.8.
3.20	HAZARDOUS SUBSTANCES	REFER TO DESIGNATED SUBSTANCE STUDY		3.3.1.2.
3.21	FIRE RESISTANCE RATINGS	HORIZONTAL ASSEMBLY: FLOORS / MEZZANINES / ROOF	RATING: 45 MIN / 45 MIN / N/A	SUPPORTING ASSEMBLY: 45 MIN / 45 MIN / N/A; NONCOMBUSTIBLE IN LIEU OF RATING?: NO / NO / NON COMBUSTIBLE	3.2.2.

3.22a SPATIAL SEPARATION - CONSTRUCTION OF EXTERIOR WALLS - OBC 3.2.3.

	ELEV	LIMITING DISTANCE	EXPOSED BUILDING FACE	PROPOSED OPENINGS	ALLOWABLE	NON COMBUSTIBLE CONSTRUCTURE
NORTH	A1	3.7m	90.18m²	102.56m² (57%)	117.05m² (65%)	YES
	A2	1.0m	30.18m²	4.76m² (14%)	5.43m² (15.0%)	YES
EAST	B1	3.89m	78.75m²	11.08m² (13%)	24.64m² (31.3%)	YES
	B2	3.1m	96.43m²	11.81m² (12%)	38.57m² (37%)	YES
	B3	13.93m	95.56m²	0.00m² (0.0%)	95.56m² (100%)	YES
SOUTH	C1	17.8m	243.81m²	34.29m² (28%)	243.81m² (100%)	YES
	C2	14.82m	263.01m²	72.22m² (27%)	263.01m² (100%)	YES
	C3	15.12m	119.39m²	2.3m² (2%)	119.39m² (100%)	YES
WEST	D1	14.91m	95.50m²	11.21m² (12%)	95.50m² (100%)	YES
	D2	11.15m	168.49m²	8m² (5%)	168.49m² (100%)	YES

OBC 3.2.3.10.(2) UNLIMITED UNPROTECTED OPENINGS:
The exposing building face of a storey that faces a street and is at the same level as the street is permitted to have unlimited unprotected openings if the limiting distance is not less than 9 m.

PERCENTAGE OF UNPROTECTED OPENINGS CALCULATED USING OBC TABLE 3.2.3.1.(D). FOR SPRINKLERED GROUP A,B,C,D AND F DIV 3 MAJOR OCCUPANCIES.

3.23a PLUMBING FIXTURE REQ.	LEVEL	OCCU. LOAD	MIN. WATER CLOSET	PROVIDED	TABLE 3.7.4 , 3.8.2.3.
TOWN HALL AREA	1	186	5 W/C PER SEX	7 W/C PER SEX	
OTHER GROUP D	1	78	TBD	TBD	

GROUP D OCCUPANCY: OCCUPANT LOAD CALCULATION AND WASHROOM QUANTITIES SUBJECT TO FUTURE BUILDING PERMIT

3.23b UNIVERSAL WASHROOMS REQ.		3.8.2.3.(2)
	NUM. OF STOREYS: 1, PROVIDED: 1	UNIVERSAL W/C'S REQ'D?: 1

3.24 ENERGY EFFICIENCY		12.2.1.2.
	COMPLIANCE PATH:	SB-10
	CLIMATE ZONE:	ZONE 6
	DEGREE DAYS BELOW 18 C:	4300 SB-1 TABLE 2

TABLE SB 5,5-6-2017 (See Appendix A.)
(supersedes Table 5.5-7 in 2013 ANSI/ASHRE/IES 90.1)
BUILDING ENVELOPE REQUIREMENTS for CLIMATE ZONE 6 (I-P)

OPAQUE ELEMENTS	NON-RESIDENTIAL ASSEMBLY Max. U-Value	NON-RESIDENTIAL INSULATION Min. R-Value
ROOFS		
INSULATION ENTIRELY ABOVE DECK	U-0.029	R-35ci
METAL BUILDING	U-0.028	R-25.1 + R-11 + R-11.5 ß
ATTIC AND OTHER	U-0.019	R-60
WALLS, ABOVE GRADE		
MASS (CONC)	U-0.048	R-19 ci
METAL BUILDING	U-0.045	R-13 + R-19 ci
STEEL FRAMED	U-0.044	R-13 + R-15 ci
WOOD FRAMED AND OTHER	U-0.046	R-13 + R-10 ci
WALL, BELOW GRADE		
BELOW GRADE WALL	C-0.050	R-20 ci
FLOORS		
MASS	U-0.046	R-18.7 ci
STEEL JOIST	U-0.029	R-38 + R-4 ci
WOOD FRAMED AND OTHER	U-0.024	R-38 + R-3 ci
SLAB-ON-GRADE FLOORS		
UNHEATED	F-0.459	R-15 for 48in
HEATED	F-0.619	R-10 full slab
OPAQUE DOORS		
SWINGING	U-0.45	
NONSWINGING	U-0.45	
FENESTRATION	ASSEMBLY Max. U-Value	ASSEMBLY Max. SHGC / Max. V/TSHGC
VERTICAL FENESTRATION, 0% -40% OF WALL		
NONMETAL FRAMING: ALL	U-0.29	0.40 / 1.10
METAL FRAMING: FIXED	U-0.38	
METAL FRAMING: OPERABLE	U-0.45	
METAL FRAMING: ENTRANCE DOOR	U-0.69	
SKYLIGHT, 0% - 3% OF ROOF		
ALL TYPES	U-0.45	0.40 / NR

GRAPHIC SYMBOLS

DETAIL; DETAIL REFERENCE; ELEVATION; SECTION; ELEVATION; DOOR INDICATOR; STRUCTURAL GRID; ELEVATION HEIGHT; REVISION TARGET; FIRE EXTINGUISHER; FIRE EXTINGUISHER CABINET; FIRE HOSE & EXTINGUISHER CABINET; WALL TYPE; WINDOW TYPE; DRAWING NOTE; EXISTING EXIT SIGN TO REMAIN; EXISTING FIRE ALARM PULL STATION TO REMAIN; EXISTING RECEPTACLE TO REMAIN; NEW RECEPTACLE

ABBREVIATIONS

AS	-	ASPHALT SHINGLE ROOF
ACT-XX	-	ACOUSTIC TILE SYSTEM (XX- REFERS TO TYPE)
ADO	-	ACOUSTIC DOOR
AOD	-	AUTOMATIC DOOR OPERATOR
ANOD	-	ANODIZED
ALUM	-	ALUMINUM
BEPT	-	BAKED ENAMEL PAINT
BF	-	BARRIER FREE
BIRCH	-	BIRCH
BLK	-	BLOCK
CB	-	CATCHBASIN
CONC	-	CONCRETE
CONC. BLK.	-	CONCRETE BLOCK
CJ	-	CAVITY ISOLATION JOINT
CJ	-	CONTROL JOINT
CPT-XX	-	CARPET TILE (XX- REFERS TO TYPE)
CR	-	CARD READER
CW	-	COLD WATER
DS	-	PRE-FINISHED METAL DOWN SPOUT
DWG	-	DRAWING
EG	-	EXISTING GRADE
EIFS	-	EXTERIOR INSULATION FINISH SYSTEM
EQ	-	EQUAL
ERW	-	EXISTING RETAINING-WALL BEYOND
EX	-	EXISTING
EXT	-	EXTERIOR
FB	-	FREIZE BOARD AND BEAM TRIM
FLADH COVE	-	WALL BASE INTEGRATED SEAMLESSLY TO FLOORING
FG	-	FIXED GLASS
FTL-XX	-	CERAMIC FLOOR TILE (XX- REFERS TO TYPE)
FRP-XX	-	FIBREGLASS REINFORCED PANEL (XX- REFS TO TYPE)
F/N	-	METAL
GTR	-	GRAVITY GUTTER
GB	-	GRADE BEYOND
GL	-	GLASS
GT	-	GABLE END TRIM
GWG	-	GEORGIAN WIRED GLASS
GV	-	GABLE END VENT
HDWR	-	HARDWARE
HDWD	-	HARDWOOD
HM	-	HOLLOW METAL
HWC-XX	-	HYGIENIC WALL COVERING (XX- REFERS TO COLOUR)
HYD	-	HYDRANT
LVR	-	LOUVRE
MCM-2015-	-	MOST RECENT CARE HOME DESIGN MANUAL 2015
MAS	-	MASONRY
MATL	-	MATERIAL
	-	MASONRY BRICK
MFL	-	METAL FLASHING
MIN	-	MINIMUM
MV	-	MASONRY VENEER
MX	-	MECHANICAL EXHAUST
NAT	-	NATURAL
PL-XX	-	PLASTIC LAMINATE (XX- REFERS TO COLOUR)
PB	-	PUSH BUTTON
PH	-	PEEK HOLE VIEWER
PLAM	-	PLASTIC
PROF'L	-	PROFILE
PT-XX	-	PAINT (XX- REFERS TO COLOUR)
PTD	-	PAINTED
QT	-	QUARRY TILE
RAT'G	-	RATING
RB	-	RUBBER BASE
RBR	-	RUBBER BARRIER
RUB	-	RUBBER
RVS-XX	-	RESILIENT VINYL SHEET (XX- REFERS TO COLOUR)
SC	-	SOLID CORE
SCRN	-	SCREEN NETTING
SCWD	-	SOLID CORE WOOD DOOR
SMF	-	STEPPED METAL FLASHING (PRE-FIN)
SRF-XX	-	SLIP RESISTANT FLOOR (XX- REFERS TO COLOUR)
SIM	-	SIMILAR
SS	-	304 STAINLESS STEEL, BRUSHED FINISH #4
STL	-	STEEL
STN	-	STAINED
SV	-	VINYL SHEET FLOORING
SVS	-	SIMULATED VINYL SHAKES
TG	-	TEMPERED GLASS
TFL-XX	-	THERMALLY FUSED LAMINATE (XX- REFERS TO COLOUR)
TSAE	-	THERMAL SETTING ACRYLIC ENAMEL
VAR	-	VARIES
VB-XX	-	VINYL BASE (XX- REFERS TO COLOUR)
VFL	-	METAL VALLEY FLASHING (PRE-FIN)
VT	-	VINYL TILE
WC	-	WALL COVERING
WD	-	WOOD
WTL-XX	-	CERAMIC WALL TILE (XX- REFERS TO TYPE)

11 A-002 ACCESSIBLE ENTRANCE SIGN
SCALE: 1:10

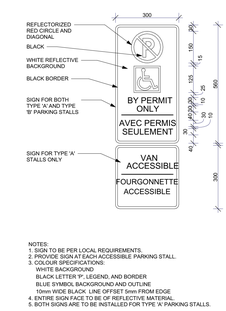

NOTES:
1. SIGN TO BE PER LOCAL REQUIREMENTS.
2. PROVIDE SIGN AT EACH ACCESSIBLE PARKING STALL.
3. COLOUR SPECIFICATIONS:
WHITE BACKGROUND
BLACK LETTER 'P', LEGEND, AND BORDER
BLUE SYMBOL BACKGROUND AND OUTLINE
10mm WIDE BLACK LINE OFFSET 5mm FROM EDGE
4. ENTIRE SIGN FACE TO BE OF REFLECTIVE MATERIAL.
5. BOTH SIGNS ARE TO BE INSTALLED FOR TYPE 'A' PARKING STALLS.

12 A-002 BARRIER FREE BOLLARD SIGN (BILINGUAL)
SCALE: 1:10

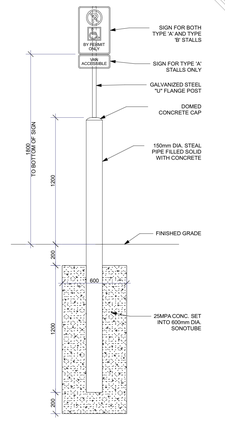

18 A-002 TYP. BOLLARD WITH SIGN
SCALE: 1:20

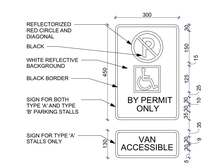

NOTES:
1. SIGN TO BE PER LOCAL REQUIREMENTS.
2. PROVIDE SIGN AT EACH ACCESSIBLE PARKING STALL.
3. COLOUR SPECIFICATIONS:
WHITE BACKGROUND
BLACK LETTER 'P', LEGEND, AND BORDER
RED ANNULAR RING WITH INTERCEPTING STROKE
BLUE SYMBOL BACKGROUND AND OUTLINE
10mm WIDE BLACK LINE OFFSET 5mm FROM EDGE
4. ENTIRE SIGN FACE TO BE OF REFLECTIVE MATERIAL.
5. BOTH SIGNS ARE TO BE INSTALLED FOR TYPE 'A' PARKING STALLS.

13 A-002 BARRIER FREE BOLLARD SIGN
SCALE: 1:10

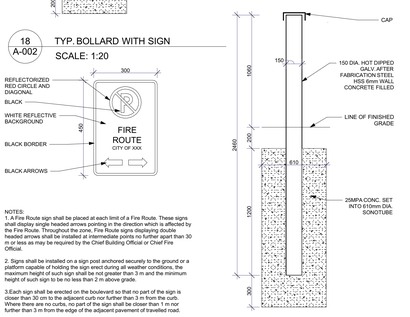

NOTES:
1. A Fire Route sign shall be placed at each limit of a Fire Route. These signs shall display single headed arrows pointing in the direction which is affected by the Fire Route. Throughout the zone, Fire Route signs displaying double headed arrows shall be installed at intermediate points no further apart than 30 m or less as may be required by the Chief Building Official or Chief Fire Official.

2. Signs shall be installed on a sign post anchored securely to the ground or a platform capable of holding the sign erect during all weather conditions, the maximum height of such sign shall be not greater than 3 m and the minimum height of such sign to be no less than 2 m above grade.

3.Each sign shall be erected on the boulevard so that no part of the sign is closer than 30 cm to the adjacent curb nor further than 3 m from the curb. Where there are no curbs, no part of the sign shall be closer than 1 m nor further than 3 m from the edge of the adjacent pavement of travelled road.

14 A-002 FIRE ROUTE SIGN
SCALE: 1:10

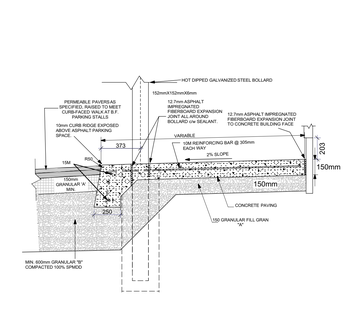

19 A-002 TYP. BOLLARD
SCALE: 1:20

22 A-002 SECTION THROUGH BOLLARD SIGN AT CURB FACED SIDEWALK
SCALE: 1:20

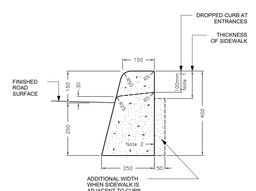

NOTES:
1 WHEN SIDEWALK IS CONTINUOUSLY ADJACENT, THE DROPPED CURB AT ENTRANCES SHALL BE REDUCED TO 75MM.
2 FOR SLIPFORMING PROCEDURE A 5% BATTER IS ACCEPTABLE.

A TREATMENT AT ENTRANCES SHALL BE ACCORDING TO OPSD 351.010.
B OUTLET TREATMENT SHALL BE ACCORDING TO THE OPSD 610 SERIES.
C TREATMENT TRANSITION FROM ONE CURB TYPE TO ANOTHER SHALL BE A MINIMUM LENGTH OF 3.0m, EXCEPT IN CONJUNCTION WITH GUIDE RAIL WHERE IT SHALL BE ACCORDING TO THE OPSD 900 SERIES
D ALL DIMENSION ARE IN MILLIMETRES UNLESS OTHERWISE SHOWN

03-CONC-OPSD 600.110

15 A-002 TYP. CONCRETE CURB
SCALE: 1:10



16 A-002 TYP. CONCRETE EXPANSION JOINT
SCALE: 1:10

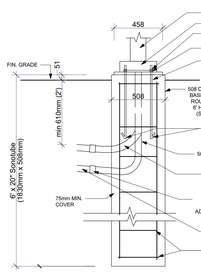

20 A-002 TYP. LIGHT STANDARD - FLUSH BASE (LP1)
SCALE: 1:20

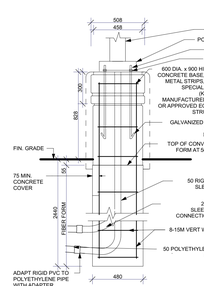

21 A-002 TYP. LIGHT STANDARD - CONC. BASE (LP2)
SCALE: 1:20

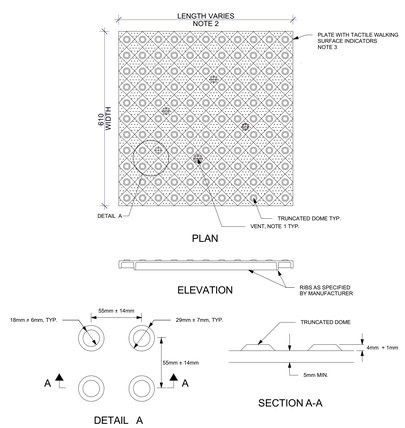

NOTES:
1. VENTS SHALL BE AS SPECIFIED BY THE MANUFACTURER.
2. LENGTH OF PLATE MAH BE INCREASED TO SUIT THE CURB DEPRESSION WIDTH.
3. MATERIAL OF PLATE SHALL BE AS SPECIFIED IN CONTRACT DOCUMENTS.
A. AJACENT CAST IRON PLATES SHALL BE PERMANENTLY CONNECTED USING A LOCKING MECHANISM AND ANY HARDWARE SHALL BE HOT DIPPED GALVANIZED.
B. ALL DIMENSIONS ARE IN MILLIMETRES UNLESS OTHERWISE SHOWN.

17 A-002 TACTILE WARNING SURFACE INDICATORS
SCALE: 1:10

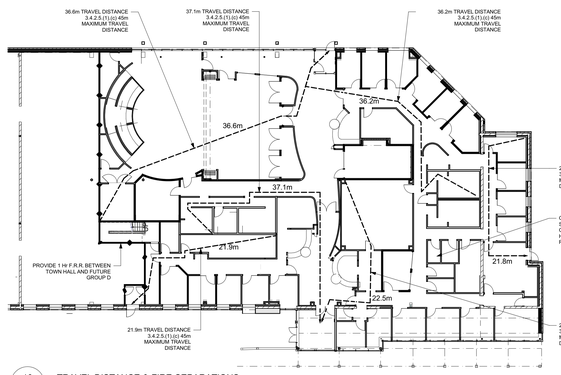

10 A-002 TRAVEL DISTANCE & FIRE SEPARATIONS
SCALE: 1:250

Issued		
02	ADD-01	ADDENDUM 01 2025.11.19
01	ISS-ED	ISS-ED FOR TENDER 2025.12.05
Issue No.	Description	Date

Revision History

TOWN OF SOUTH BRUCE PENINSULA

Drawings are the property of G. M. Diemert Architect Inc. and shall not be reproduced or altered without the written consent of G. M. Diemert Architec Inc.

G. M. DIEMERT ARCHITECT INC.
Suite 201,
957 Fourth Avenue East
OWEN SOUND, ONTARIO, N4K 2N9,
tel: 519-376-1975

OWNER:
Town of South Bruce Peninsula
315 George Street
Wiarton, N0H 2T0

PROJECT:
New Townhall Offices
370 William Street, Wiarton, Ontario

Drawing Name:
SITE PLAN, OBC MATRICES & DETAILS

Drawing Number: **A-002**

Project Number: **2404**

ORIGINAL DRAWING SIZE: **ARCH E** (1220 x 915mm) (48" x 36")

S:\2024\2404-TSBPDwgs\2025\11\07-370WilliamSt\WiartonON.pln

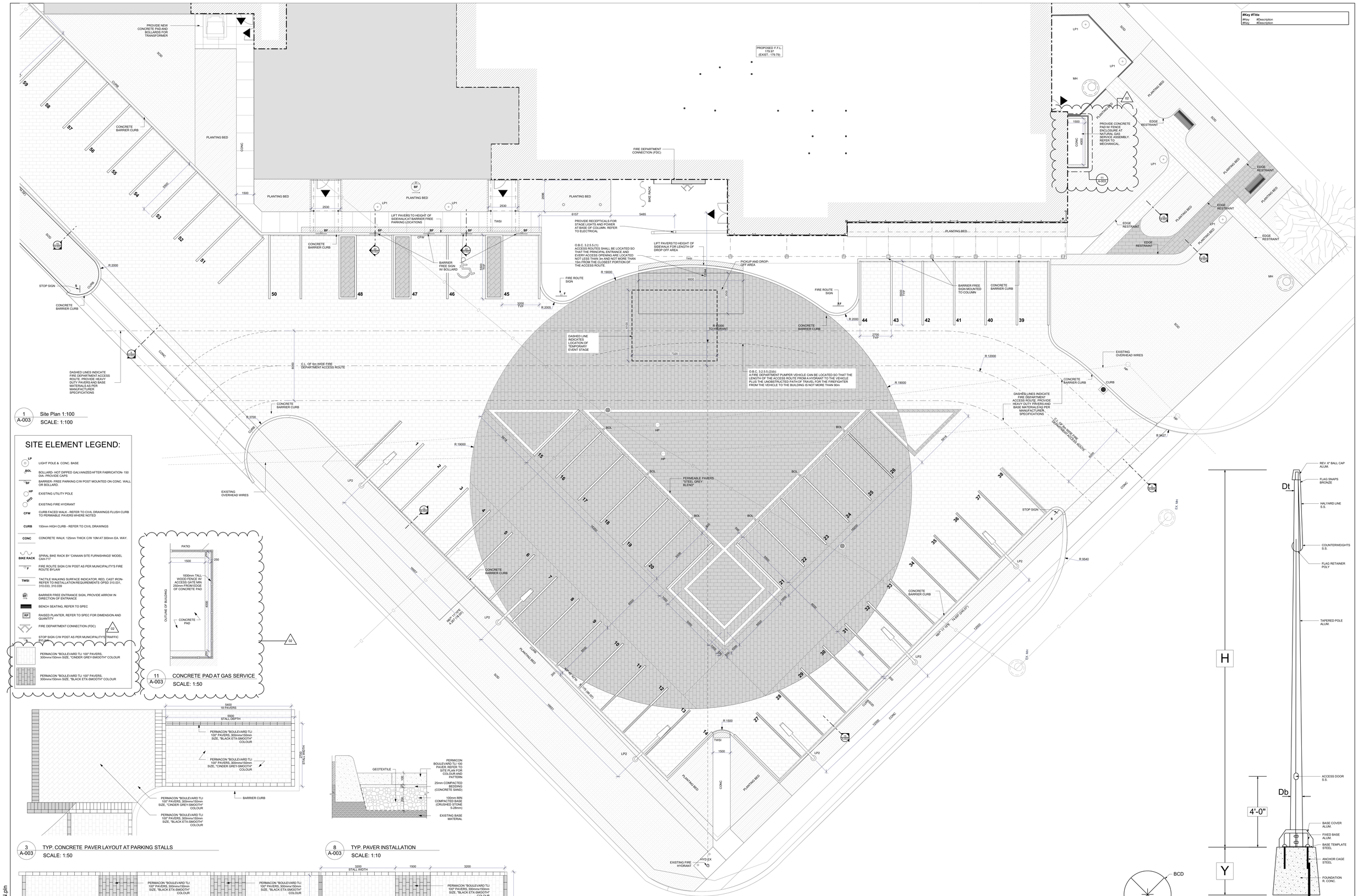

1 A-003 Site Plan 1:100
SCALE: 1:100

SITE ELEMENT LEGEND:

LP	LIGHT POLE & CONC. BASE
BOL	BOLLARD- HOT DIPPED GALVANIZED AFTER FABRICATION- 150 DIA- PROVIDE CAPS
BF	BARRIER- FREE PARKING C/W POST MOUNTED ON CONC. WALL OR BOLLARD.
HP	EXISTING UTILITY POLE
HYD	EXISTING FIRE HYDRANT
CFW	CURB FACED WALK - REFER TO CIVIL DRAWINGS FLUSH CURB TO PERMIABLE PAVERS WHERE NOTED
CURB	150mm HIGH CURB - REFER TO CIVIL DRAWINGS
CONC	CONCRETE WALK: 125mm THICK C/W 10M AT 300mm EA. WAY.
BIKE RACK	SPIRAL BIKE RACK BY 'CANAAN SITE FURNISHINGS' MODEL CAH-717
F	FIRE ROUTE SIGN C/W POST AS PER MUNICIPALITY'S FIRE ROUTE BYLAW
TWSI	TACTILE WALKING SURFACE INDICATOR, RED, CAST IRON- REFER TO INSTALLATION REQUIREMENTS OPSD 310.031, 310.033, 310.039
BF	BARRIER FREE ENTRANCE SIGN, PROVIDE ARROW IN DIRECTION OF ENTRANCE
	BENCH SEATING, REFER TO SPEC
RP	RAISED PLANTER, REFER TO SPEC FOR DIMENSION AND QUANTITY
	FIRE DEPARTMENT CONNECTION (FDC)
	STOP SIGN C/W POST AS PER MUNICIPALITY'S TRAFFIC BYLAW
	PERMACON "BOULEVARD TLI 100" PAVERS, 300mmx150mm SIZE, "CINDER GREY-SMOOTH" COLOUR
	PERMACON "BOULEVARD TLI 100" PAVERS, 300mmx150mm SIZE, "BLACK ETX-SMOOTH" COLOUR

11 A-003 CONCRETE PAD AT GAS SERVICE
SCALE: 1:50

3 A-003 TYP. CONCRETE PAVER LAYOUT AT PARKING STALLS
SCALE: 1:50

8 A-003 TYP. PAVER INSTALLATION
SCALE: 1:10

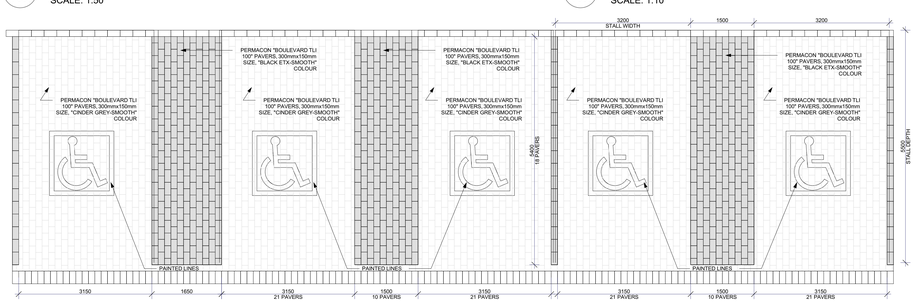

4 A-003 TYP. BARRIER FREE PARKING STALLS
SCALE: 1:50

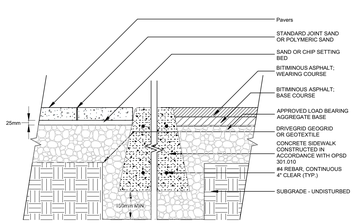

9 A-003 TYP. PAVERS AT ASPHALT
SCALE: 1:10

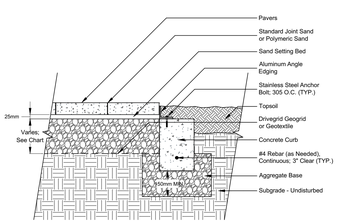

10 A-003 TYP. PAVERS AT PLANTING BEDS
SCALE: 1:10

MODEL	POLE				BASE	
	H.	Db	Dt	WALL	BCD	BOLTS
SCA 20	20'-0"	5"	3"	.156"	7.88" Ø	3/4" 0
SCA 25	25'-0"	5"	3"	.156"	7.88" Ø	3/4" Ø
SCA 30	30'-0"	5"	3"	.156"	7.88" Ø	3/4" Ø
SCA 35	35'-0"	6"	3"	.188"	9.25" Ø	1" Ø
SCA 40	40'-0"	7"	3.5"	.188"	10.4" Ø	1" Ø

NOTE:
SCOPE OF CONTRACT IS LIMITED TO THE SUPPLY OF POLE ONLY REINFORCED CONCRETE FOUNDATIONS ARE TO BE ENGINEERED FOR LOCAL SOIL CONDITIONS SUPPLIED & CONSTRUCTED BY OTHERS.

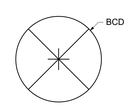

5 A-003 TYP. FLAG POLE DETAILS
SCALE: 1:20

Rev'D	Change	Revision	Date
02	ADD-01	ADDENDUM 01	2025.11.19
01		ISSUED FOR TENDER	2025.10.28

Revision History

TOWN OF SOUTH BRUCE PENINSULA

Drawings are the property of G. M. Diemert Architect Inc. and shall not be reproduced or altered without the written consent of G. M. Diemert Architec Inc.

G. M. DIEMERT ARCHITECT INC.
Suite 201
957 Fourth Avenue East
OWEN SOUND, ONTARIO, N4K 2N9,
tel: 519-376-1975

OWNER:
Town of South Bruce Peninsula
315 George Street
Wiarton, N0H 2T0

PROJECT:
New Townhall Offices
370 William Street, Wiarton, Ontario

Drawing Name
SITE PLAN ENLARGED

Drawing Number: **A-003**

Project Number: **2404**

ORIGINAL DRAWING
SIZE: **ARCH E** (1220 x 915mm) (48" x 36")

S:\2024\2404-TSBP\Dwgs\20251107-370WilliamStWiartnON.pln

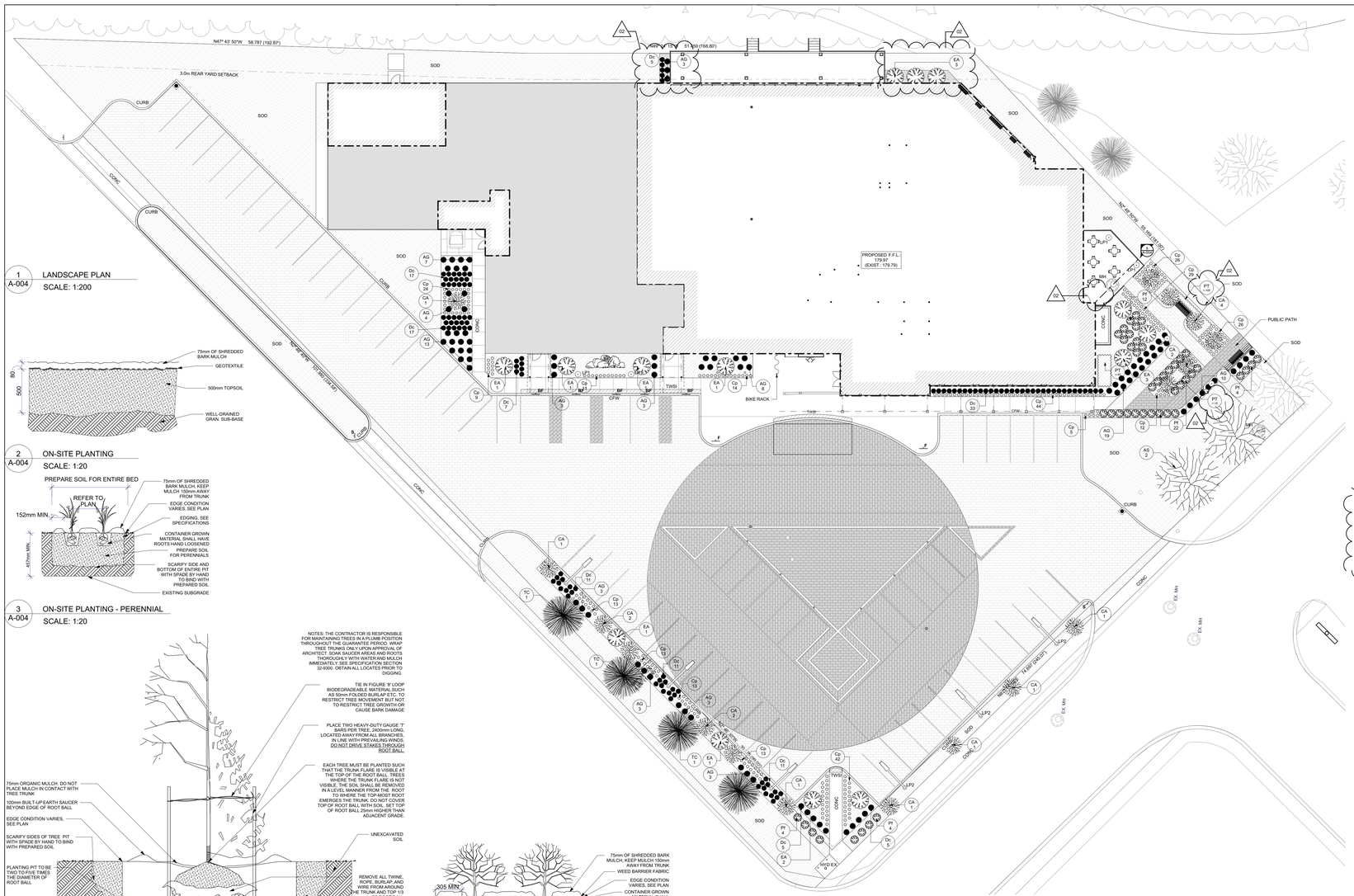

1 A-004 LANDSCAPE PLAN
SCALE: 1:200

2 A-004 ON-SITE PLANTING
SCALE: 1:20

3 A-004 ON-SITE PLANTING - PERENNIAL
SCALE: 1:20

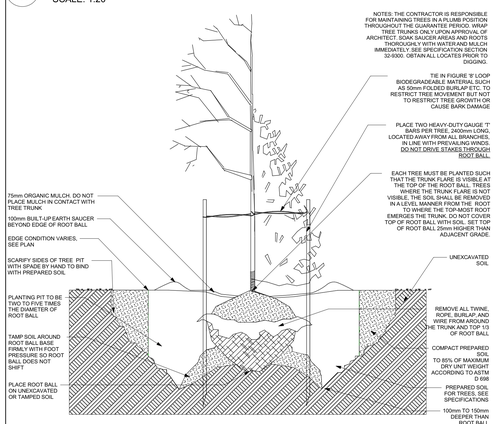

5 A-004 ON-SITE PLANTING - TREE
SCALE: 1:20

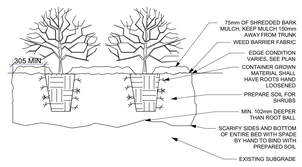

4 A-004 ON-SITE PLANTING - SHRUB
SCALE: 1:20

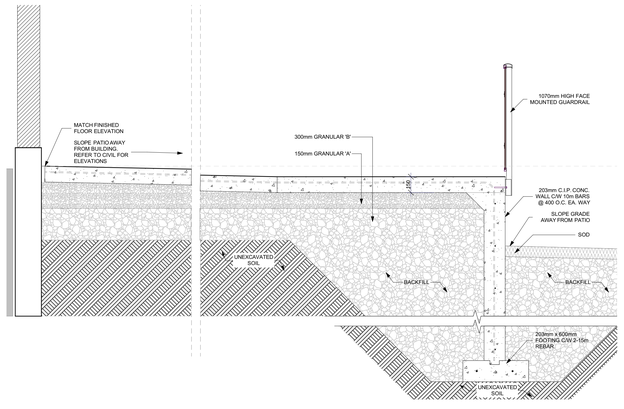

8 A-004 SECTION THROUGH PATIO
SCALE: 1:20

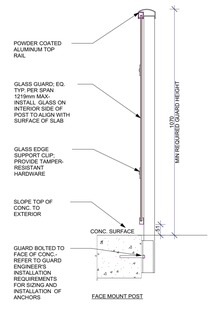

9 A-004 GUARD DETAIL
SCALE: 1:10

PLANTING SCHEDULE						
KEY	BOTANICAL	COMMON NAME	QUANTITY	SIZE	ROOT	COMMENT
TREES						
AS	Acer Saccharum	Sugar Maple	As Shown	60mm	Wire Basket	
TC	Tsuga Canadensis	Eastern Hemlock	As Shown	175cm	Wire Basket	
CA	Cornus Alternifolia	Pagoda Dogwood	As Shown	50mm	Wire Basket	
SHRUBS						
PT	Pachysandra Terminalis 'Green Carpet'	Japanese Pachysandra	As Shown	Plug	Flat	Plant groundcover in 125mm spacing ea. direction, staggered
EA	Euonymus Alatus 'Compactus'	Compact Winged Burning Bush	As Shown	5 Gal	Pot	
PF	Potentilla Fruticosa 'Abbotswood'	Abbotswood Cinquefoil	As Shown	5 Gal	Pot	
GRASS						
AG	Andropogon Gerardii	Big Bluestem	As Shown	1 Gal	Pot	Plant in 1m spacing ea. direction, staggered
Dc	Deschampsia Cespitosa	Tufted Hair Grass	As Shown	1 Gal	Pot	Plant in 800mm spacing ea. direction, staggered
Cp	Carex Pensylvanica	Oak Sedge	As Shown	1 Gal	Pot	Plant in 450mm spacing ea. direction, staggered

SITE ELEMENT LEGEND:

- LP — LIGHT POLE & CONC. BASE
- BOL — BOLLARD- HOT DIPPED GALVANIZED AFTER FABRICATION- 150 DIA- PROVIDE CAPS
- BF — BARRIER- FREE PARKING C/W POST MOUNTED ON CONC. WALL OR BOLLARD.
- HP — EXISTING UTILITY POLE
- HYD — EXISTING FIRE HYDRANT
- CFW — CURB FACED WALK - REFER TO CIVIL DRAWINGS FLUSH CURB TO PERMABLE PAVERS WHERE NOTED
- CURB — 150mm HIGH CURB - REFER TO CIVIL DRAWINGS
- CONC — CONCRETE WALK: 125mm THICK C/W 10M AT 300mm EA. WAY.
- BIKE RACK — SPIRAL BIKE RACK BY 'CANAAN SITE FURNISHINGS' MODEL CAN-717
- F — FIRE ROUTE SIGN C/W POST AS PER MUNICIPALITY'S FIRE ROUTE BYLAW
- TWSI — TACTILE WALKING SURFACE INDICATOR, RED, CAST IRON- REFER TO INSTALLATION REQUIREMENTS OPSD 310.031, 310.033, 310.039
- BF — BARRIER FREE ENTRANCE SIGN, PROVIDE ARROW IN DIRECTION OF ENTRANCE
- BENCH SEATING, REFER TO SPEC
- RP — RAISED PLANTER, REFER TO SPEC FOR DIMENSION AND QUANTITY
- FIRE DEPARTMENT CONNECTION (FDC)
- S — STOP SIGN C/W POST AS PER MUNICIPALITY'S TRAFFIC BYLAW
- PERMACON "BOULEVARD TLI 100" PAVERS, 300mmx150mm SIZE, "CINDER GREY-SMOOTH" COLOUR
- PERMACON "BOULEVARD TLI 100" PAVERS, 300mmx150mm SIZE, "BLACK ETA-SMOOTH" COLOUR

GENERAL LANDSCAPE NOTES:

- LANDSCAPE CONTRACTOR SHALL REVIEW THE SITE FOR DEFICIENCIES IN THE PLANT MATERIAL SELECTION AND OTHER SITE CONDITIONS WHICH MIGHT NEGATIVELY AFFECT PLANT ESTABLISHMENT, SURVIVAL, OR WARRANTY. UNDESIRABLE PLANT MATERIAL SELECTION OR SITE CONDITIONS SHALL BE BROUGHT TO THE ATTENTION OF THE ARCHITECT PRIOR TO RECEIVING BIDS.
- PLANT TAKES PRECEDENCE OVER PLANT SCHEDULE IF DISCREPANCIES IN QUANTITIES EXIST. SPECIFICATIONS AND DETAILS TAKE PRECEDENCE OVER NOTES.
- CONTRACTOR SHALL PREPARE AND SUBMIT A WRITTEN REQUEST FOR THE OWNER ACCEPTANCE INSPECTION OF LANDSCAPE AND SITE IMPROVEMENTS PRIOR TO SUBMITTING FINAL PAY REQUEST.
- CONTRACTOR SHALL PREPARE AND SUBMIT REPRODUCIBLE AS-BUILT DRAWING(S) OF LANDSCAPE INSTALLATION, IRRIGATION, AND SITE IMPROVEMENTS UPON COMPLETION OF CONSTRUCTION, INSTALLATION AND PRIOR TO PROJECT ACCEPTANCE.
- CONTRACTOR IS RESPONSIBLE FOR ONGOING MAINTENANCE OF NEWLY INSTALLED MATERIALS UNTIL TIME OF OWNER ACCEPTANCE. ACTS OF VANDALISM OR DAMAGE WHICH MAY OCCUR PRIOR TO OWNER ACCEPTANCE SHALL BE THE RESPONSIBILITY OF THE CONTRACTOR.
- CONTRACTOR SHALL WARRANTY NEW PLANT MATERIAL THROUGH ONE CALENDAR YEAR FROM THE DATE OF THE OWNER ACCEPTANCE. NO PARTIAL ACCEPTANCE WILL BE CONSIDERED.

GRADING INFORMATION:

- REFER TO APPROPRIATE CIVIL ENGINEERING DRAWINGS FOR GRADING & UTILITIES INFORMATION.
- ALL FINISHED GRADING TO BE DONE PRIOR TO SEEDING/SODDING AND LANDSCAPE INSTALLATION.

SOD NOTES:

- ALL SURFACES PLANTED WITH SOD ARE TO CONSIST OF SOD CONFORMING TO CANADIAN NURSERY SOD GROWERS' SPECIFICATIONS AND CITY OF OWEN SOUND ENGINEERING STANDARDS AND BE INSTALLED OVER 150mm MINIMUM TOPSOIL.
- SOD ALL AREAS UNLESS NOTED OTHERWISE.
- SOD SHALL BE FLUSH WITH ADJACENT FINISHED GRADE OF SOD SHALL BE HELD 25mm BELOW SURFACE ELEVATION OF SLAB OR CURB.
- SOD SHALL BE LAID PARALLEL TO THE CONTOURS AND SHALL HAVE STAGGERED JOINTS. ON SLOPES STEEPER THAN 3:1, OR IN DRAINAGE SWALES, SOD SHALL BE STAKED SECURELY.
- FALL SODDING IS GENERALLY ACCEPTABLE FROM AUGUST 15 TO NOVEMBER 1. FALL SEEDING IS GENERALLY ACCEPTABLE AUGUST 15 TO SEPTEMBER 15. ADJUSTMENTS TO SODSEED PLANTING DATES MUST BE APPROVED IN WRITING BY THE ARCHITECT.

TOPSOIL NOTES:

- MIXTURE OF PARTICULATES, MICRO-ORAGINISMS, AND ORGANIC MATTER WHICH PROVIDES SUITABLE MEDIUM FOR SUPPORTING INTENDED PLANT GROWTH
- SOIL TEXTURE BASED ON THE CANADIAN SYSTEM OF SOIL CLASSIFICATION SHALL BE LOAM OR HEAVIER WITH MINIMUM 7% CLAY AND CONTAIN 2-10% ORGANIC MATTER BY WEIGHT
- CONTAIN NO TOXIC ELEMENTS OR GROWTH INHIBITING ATERALS
- FINISHED SURFACE FREE FROM:
  - DEBRIS AND STONES OVER 38mm MEASURED IN ANY DIRECTION
  - COARSE VEGETATIVE MATERIAL, 10mm AND 100mm LENGTH.

OCCUPYING MORE THAN 2% OF SOIL VOLUME
- CONSISTENCE: FRIABLE WHEN MOIST

PLANTING NOTES:

- DECIDUOUS SHRUBS SHALL HAVE AT LEAST 5 CANES AT THE SPECIFIED HEIGHT. ORNAMENTAL TREES SHALL HAVE NO 'V' CROTCHES AND SHALL BEGIN BRANCHING NO LOWER THAN 914mm ABOVE THE ROOT BALL. STREET AND BOULEVARD TREES SHALL BEGIN BRANCHING NO LOWER THAN 1829mm ABOVE FINISHED GRADE.
- PLANT MATERIAL SUBSTITUTIONS WILL BE ACCEPTED UNLESS APPROVED BY THE ARCHITECT.
- ADJUSTMENTS IN LOCATION OF PROPOSED PLANT MAY BE NEEDED IN FIELD. ARCHITECT MUST BE NOTIFIED PRIOR TO ADJUSTMENT OF PLANTS. PROCEED WITH ADJUSTMENTS ONLY AFTER OBTAINING WRITTEN PERMISSION FROM ARCHITECT.
- PLANT MATERIAL SHALL BE FERTILIZED PRIOR TO INSTALLATION WITH DRIED BONE MEAL. OTHER APPROVED FERTILIZER MIXED IN WITH THE PLANTING SOIL PER THE MANUFACTURER'S INSTRUCTIONS OF MAY BE TREATED FOR SUMMER AND FALL INSTALLATION WITH AN APPLICATION OF GRANULAR 0-20-20 OF 340ml PER 125mm CALIPER OF TREE. TREES SHALL RECEIVE AN ADDITIONAL APPLICATION OF 10-10-10 THE FOLLOWING SPRING IN THE TREE SAUCER.
- PLANT MATERIAL TO BE INSTALLED PER PLANTING DETAILS.
- PLANT AREAS RECEIVING PERENNIALS SHALL RECEIVE A MINIMUM OF 300mm DEPTH OF PLANTING SOIL CONSISTING OF ATLAS 45 PART TOP SOIL, 45 PARTS SCREENED COMPOST OR MANURE AND 10 PARTS SAND.
- WRAPPING MATERIAL SHALL BE CORRUGATED POLYETHYLENE PIPING 25mm GREATER IN CALIPER THAN THE TREE BEING PROTECTED. THE QUALITY OF THE WATERPROOF OBSTACLE PAPER ACCEPTABLE FOR THIS PURPOSE. WRAP DECIDUOUS TREES PLANTED IN THE FALL PRIOR TO DECEMBER 15 AND REMOVE WRAPPING BY MAY 15.
- STEEL EDGER USED TO CONTAIN SHRUBS AND PERENNIALS WHERE PLANTING BED MEETS SOD/SEED.
- PERENNIAL PLANT BEDS RECEIVE 75mm DEEP SHREDDED HARDWOOD MULCH WITH FIBER MAT WEED BARRIER.
- TREES WITHIN LAWN AREA TO RECEIVE 100mm DEEP SHREDDED HARDWOOD MULCH WITH NO WEED BARRIER IN IMMEDIATE AREA.
- SHRUB BEDS TO RECEIVE 100mm DEEP SHREDDED HARDWOOD MULCH WITH FIBER MAT WEED BARRIER.
- NO PLANTS WILL BE INSTALLED UNTIL FINAL GRADING AND CONSTRUCTION HAS BEEN COMPLETED IN THE IMMEDIATE AREA.
- PLANT AS INDICATED ON ENLARGED PLANS - APPLY LANDSCAPE FABRIC AND MULCH AROUND PLANTS.
- WHERE NO ENLARGED PLAN IS PROVIDED - PLANTING BEDS SHALL BE COVERED WITH 75mm OF CEDAR BARK MULCH OVER LANDSCAPE FABRIC OVER 500mm OF TOPSOIL OVER COMPACTED GRANULAR 'B' BACKFILL.

IRRIGATION NOTES:

- LANDSCAPE IRRIGATION IS TO BE PROVIDED WITHIN THIS CONTRACT. LANDSCAPE IRRIGATION IS TO BE DESIGN- BUILD. SCOPE SHALL INCLUDE AT MINIMUM ALL ITEMS REQUIRED FOR SYSTEM:
  - WATER SUPPLY LINES
  - PUMPS FILTERS SLEEVING AND OTHER AMPURTENANCES
  - CONNECTING ELECTRICAL POWER SUPPLY TO IRRIGATION CONTROL SYSTEM
  - MAINTANAVCE OF SYSTEM UNTIL FINAL ACCEPTANCE
- FOR THE PURPOSE OF SCOPE, THE "IRRIGATION ZONE KEYPLAN" IS INTENDED TO IDENTIFY EXTENT AND COMPLEXITY OF IRRIGATION SYSTEM
- CONTRACTOR IS TO CO-ORDINATE LOCATIONS AND QUANTITY OF ALL BELOW GRADE PIPING SLEEVES AND CONDUCTORS REQUIRED TO OPERATE LANDSCAPE IRRIGATION SYSTEM
- CO-ORDINATE WITH MECHANICAL AND ELECTRICAL TRADES CONNECTIOIN REQUIRED FOR DESIGN BUILD IRRIGATION SYSTEM
- REFER TO MECHANICAL DRAWING FOR EXTENT AND LOCATION OF WATER SUPPLY FOR IRRIGATION SYSTEM
- CO-ORDINATE WITH LANDSCAPE SUBREADE DEPTHS AND LOCATIONS OF IRRIGATION PIPING AND VALVE/ACCESS BOXES

No.	Revision	Date
02	ADDENDUM 01	2025.11.19
01	ISSUED FOR TENDER	2025.12.22

Revision History

Drawing Name: **LANDSCAPE PLAN**

TOWN OF SOUTH BRUCE PENINSULA

Drawings are the property of G. M. Diemert Architect Inc. and shall not be reproduced or altered without the written consent of G. M. Diemert Architec Inc.

G. M. DIEMERT ARCHITECT INC.
Suite 201
957 Fourth Avenue East
OWEN SOUND, ONTARIO, N4K 2N9,
tel: 519-376-1975

OWNER:
Town of South Bruce Peninsula
315 George Street
Wiarton, N0H 2T0

PROJECT:
New Townhall Offices
370 William Street, Wiarton, Ontario

Drawing Number: **A-004**

Project Number: **2404**

ORIGINAL DRAWING
SIZE: **ARCH E** (1220 x 915mm) (48" x 36")

S:\2024\2404-TSBP\Dwgs\20251107-370WilliamStWiartonON.pln

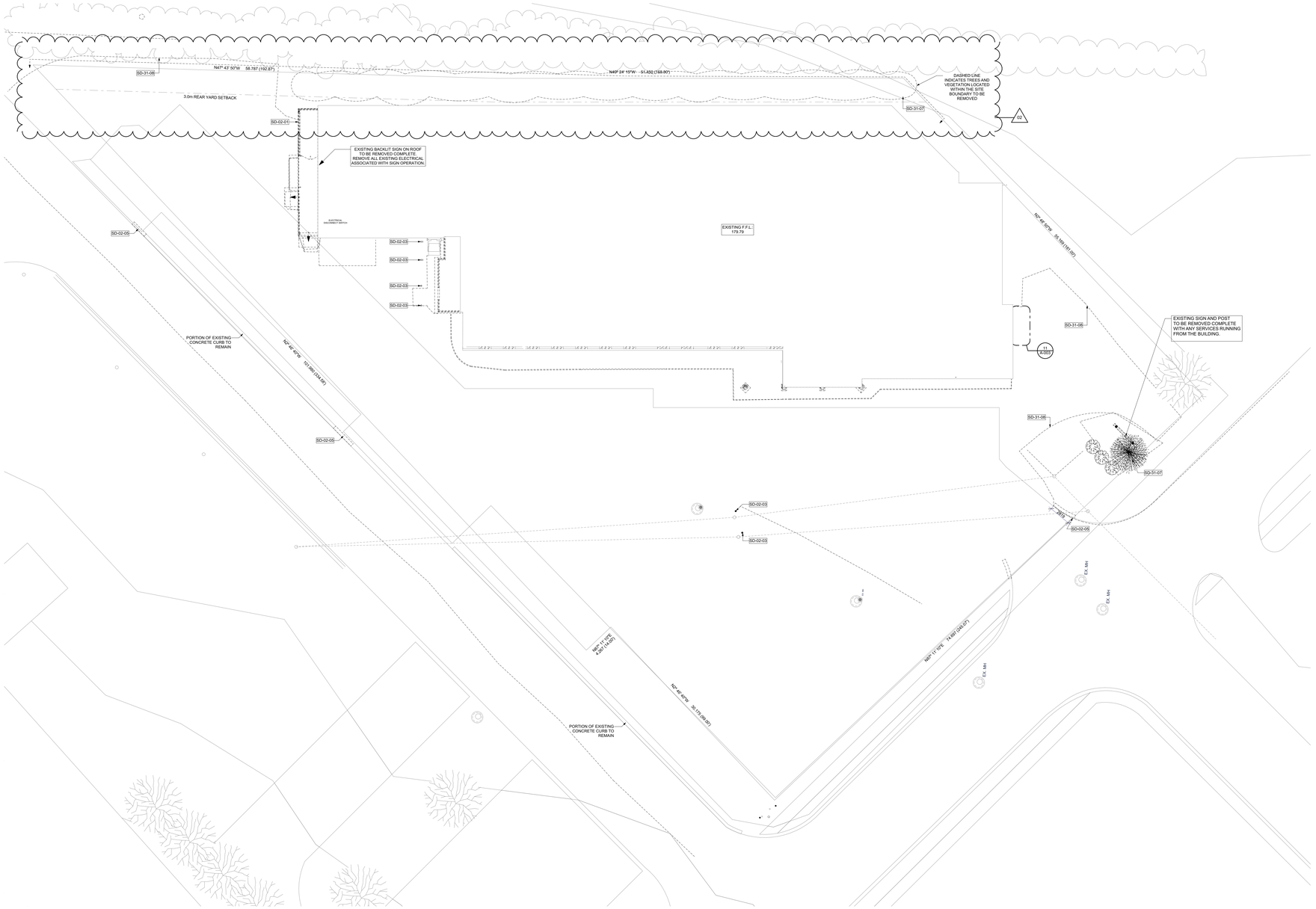

1
A-005

SITE PLAN DEMOLITION
SCALE: 1:200

SITE DEMOLITION NOTES

SD-02-01	EXISTING LOADING AREA WALLS, ROOF AND CONCRETE SLAB TO BE REMOVED COMPLETE.
SD-02-03	EXISTING BOLLARD TO BE REMOVED
SD-02-05	DASHED LINE INDICATES AREA OF EXISTING CONCRETE CURB TO BE REMOVED.
SD-31-07	AREA OF EXISTING TREES TO BE REMOVED.
SD-31-06	AREA OF EXISTING ASPHALT PAVING TO BE REMOVED. CONTRACTOR TO CRUSH AND REUSE AS BASE MATERIAL. FOR NEW CONCRETE PAVERS, REFER TO CIVIL.

Rev/D	Change	Revision	Date
02	ADD-01	ADDENDUM 01	2025.11.19
01		ISSUED FOR TENDER	2025.10.28

Revision History

TOWN OF SOUTH BRUCE PENINSULA

Drawings are the property of G. M. Diemert Architect Inc. and shall not be reproduced without the written consent of G. M. Diemert Architect Inc.

G. M. DIEMERT ARCHITECT INC.
Suite 201
957 Fourth Avenue East
OWEN SOUND, ONTARIO, N4K 2N9,
tel: 519-376-1975

OWNER:
Town of South Bruce Peninsula
315 George Street
Wiarton, N0H 2T0

PROJECT:
New Townhall Offices
370 William Street, Wiarton, Ontario

Drawing Name
SITE PLAN - DEMOLITION

Drawing Number:
A-005

Project Number:
2404

ORIGINAL DRAWING
SIZE: **ARCH E** (1220 x 915mm) (48" x 36")

S:\2024\2404-TSBP\Dwgs\20251107-370WilliamSt\WiartonON.pln

DRAWING NOTES:

REFER TO STRUCTURAL DRAWINGS FOR STRUCTURAL ELEMENT SIZE AND REINFORCEMENT REQUIREMENTS - VERIFY MAX SPANS SPECIFIED ON STRUCTURAL DRAWINGS ARE NOT EXCEEDED. REFER TO ARCHITECTURE DRAWINGS FOR LOCATIONS

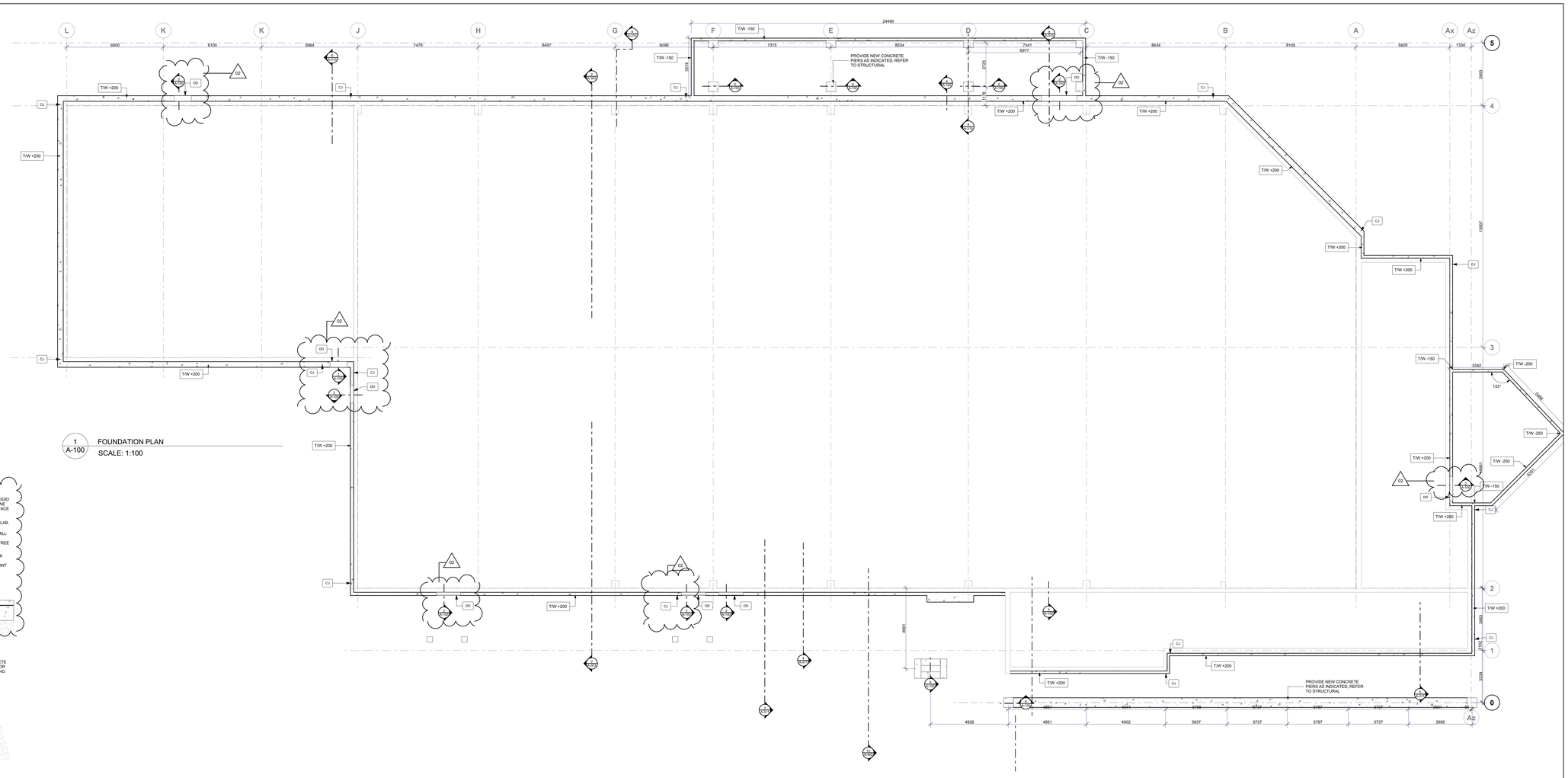

1 A-100 FOUNDATION PLAN
SCALE: 1:100

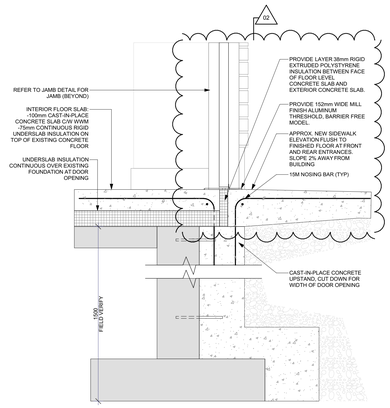

2 A-100 SECTION AT EXTERIOR DOOR W/ THRESHOLD
SCALE: 1:10

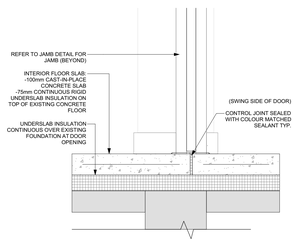

3 A-100 SECTION AT ENTRANCE VESTIBULE DOOR
SCALE: 1:10

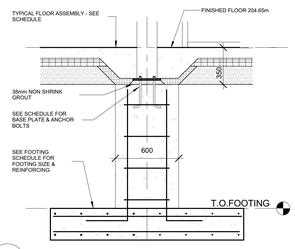

6 A-100 FLUSH PIER AT METAL COLUMN
SCALE: 1:10

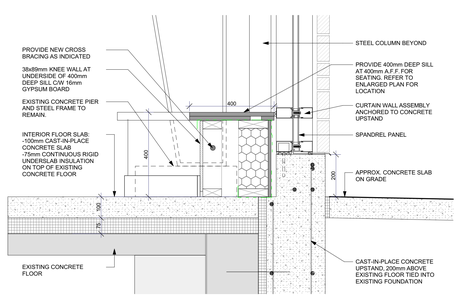

4 A-100 SECTION AT NORTH WALL CURTAINWALL
SCALE: 1:10

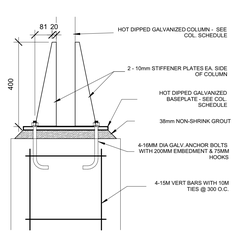

5 A-100 RAISED PIER AT METAL COLUMN
SCALE: 1:10

ABBREVIATIONS

CJ	MASONRY CONTROL JOINT
DD	DOOR DROP IN EXTERIOR FOUNDATION WALL

Id	ADD-01	ADDENDUM #1	2025.11.19
		REVISED TO FOR TENDER	2025.10.28
Mark	Change	Revision	Date

Revision History

Drawing Name: **FOUNDATION PLAN**

TOWN OF SOUTH BRUCE PENINSULA

Drawings are the property of G. M. Diemert Architect Inc. and shall not be reproduced or altered without the written consent of G. M. Diemert Architec Inc.

G. M. DIEMERT ARCHITECT INC.
Suite 201
957 Fourth Avenue East
OWEN SOUND, ONTARIO, N4K 2N9,
tel: 519-376-1975

OWNER:
Town of South Bruce Peninsula
315 George Street
Wiarton, N0H 2T0

PROJECT:
New Townhall Offices
370 William Street, Wiarton, Ontario

Drawing Number: **A-100**

Project Number: **2404**

ORIGINAL DRAWING
SIZE: **ARCH E** (1220 x 915mm) (48" x 36")

S:\2024\2404-TSBPD\Dwgs\20251107-370WilliamSt\WiartonON.pln

DOOR SCHEDULE

DOOR No.	F.R.R.	FRAME MAT'L	FRAME ELEV.	DOOR SIZE	DOOR MAT'L	THK	HDWR	COMMENTS
002	N/A	HM	J	2140×2440	ALUM / GLASS	44	1	NOTE H-10, 1850mm TRANS
003	N/A	HM	E	960×2134	SC WOOD	44	1	NOTE H-7
003a	N/A	HM	A	915×2134	SC WOOD	44	1	
004	N/A	HM	B	960×2134	SC WOOD	44	1	
005	N/A	HM	B	960×2134	SC WOOD	44	1	
006	N/A	HM	C	960×2134	SC WOOD	44	1	
007	N/A	HM	C	960×2134	SC WOOD	44	1	
008	N/A	HM	C	960×2134	SC WOOD	44	1	
009	N/A	HM	B	960×2134	SC WOOD	44	1	
010	N/A	HM	A	915×2134	SC WOOD	44	1	
011	N/A	HM	D	960×2134	SC WOOD	44	3	
012	N/A	HM	B	960×2134	SC WOOD	44	3	
013	N/A	HM	B	960×2134	SC WOOD	44	3	
014	45 min	HM	A	960×2134	SC WOOD	44	2	
015	N/A	HM	A	960×2134	SC WOOD	44	1	
016a	N/A	HM	A	960×2134	SC WOOD	44	1	
016b	N/A	HM	A	960×2134	HM	44	1	
017	N/A	HM	A	960×2134	SC WOOD	44	1	
018	N/A	HM	A	960×2134	SC WOOD	44	1	
019d	N/A	HM	B	960×2134	SC WOOD	44	1	
019e	N/A	HM	B	960×2134	SC WOOD	44	1	
019f	N/A	HM	F	960×2134	ALUM / GLASS	44	1	EXTERIOR DOOR
020	N/A	HM	C	960×2134	SC WOOD	44	1	
021	N/A	HM	C	960×2134	SC WOOD	44	1	
022	N/A	HM	C	960×2134	SC WOOD	44	1	
023	N/A	HM	B	960×2134	SC WOOD	44	1	
024	N/A	HM	D	960×2134	SC WOOD	44	1	
025	N/A	HM	C	960×2134	SC WOOD	44	1	
026	N/A	HM	C	960×2134	SC WOOD	44	1	02
027	N/A	HM	C	960×2134	SC WOOD	44	1	
028	N/A	HM	C	960×2134	SC WOOD	44	1	
029	N/A	HM	C	960×2134	SC WOOD	44	1	
030	N/A	HM	A	960×2134	SC WOOD	44	1	
031	N/A	HM	G	960×2134	SC WOOD	44	1	NOTE H-7
033a	N/A	HM	D	960×2440	SC WOOD	44	2	
033e	N/A	WD	H	2135×2440	SC WOOD	44	2	
034a	N/A	HM	D	1070×2440	SC WOOD	44	2	
034b	N/A	HM	H	960×2440	SC WOOD	44	2	
034c	N/A	HM	H	1000×2134	HM	44	1	
034d	N/A	HM	A	960×2134	HM	44	1	
034e	N/A	HM	A	960×2134	HM	44	1	
035	N/A	HM	B	960×2134	SC WOOD	44	3	
036	N/A	HM	A	960×2134	HM	44	4	NOTE H-9, H-11
037	N/A	HM	E	960×2134	ALUM / GLASS	44	1	NOTE H-7
038	N/A	HM	J	2140×2440	ALUM / GLASS	44	1	NOTE H-7, 1400mm TRANS
039	N/A	HM	C	960×2134	SC WOOD	44	1	
039	N/A	HM	E	960×2134	SC WOOD	44	1	NOTE H-7
040	N/A	HM	C	960×2134	HM	44	1	
041	N/A	HM	C	960×2134	SC WOOD	44	1	
042	N/A	HM	C	960×2134	SC WOOD	44	1	
043	N/A	HM	C	960×2134	SC WOOD	44	1	
045	N/A	HM	A	960×2134	SC WOOD	44	1	
046	N/A	HM	A	960×2134	SC WOOD	44	1	
047	45 min	HM	A	915×2134	SC WOOD	44	1	
047a	45 min	HM	A	915×2134	HM	44	1	
048	45 min	HM	C	915×2134	HM	44	1	
049	N/A	HM	F	960×2134	ALUM / GLASS	44	1	EXTERIOR DOOR
049a	N/A	HM	C	915×2134	HM	44	1	
050	N/A	HM	F	960×2134	ALUM / GLASS	44	1	EXTERIOR DOOR
051	N/A	HM	A	960×2134	HM	44	1	EXTERIOR DOOR
052	45 min	HM	A	960×2134	HM	44	1	
053	45 min	HM	A	960×2134	HM	44	1	
054	N/A	HM	A	960×2134	HM	44	1	EXTERIOR DOOR

DOOR HARDWARE NOTES

H-7. PROVIDE A DUAL FUNCTION CARD READER / KEYPAD EACH SIDE OF DOOR AND REMOTE RELEASE BUTTON AT RECEPTION, ARRANGED THE ELECTROMAGNETIC LOCK IS INTERLOCKED WITH THE AUTOMATIC DOOR OPERATOR SO THAT ELECTROMAGNETIC LOCK WILL MOMENTARILY RELEASE, AND AUTOMATIC DOOR OPERATOR WILL OPEN DOOR, WHEN DOOR ACCESS (SECURITY SYSTEM SENDS SIGNAL INDICATING THAT A VALID CARD HAS BEEN PRESENTED TO EITHER CARD READER OR VALID ACCESS CODE HAS BEEN ENTERED ON EITHER KEYPAD, OR REMOTE RELEASE BUTTON AT RECEPTION IS PRESSED.

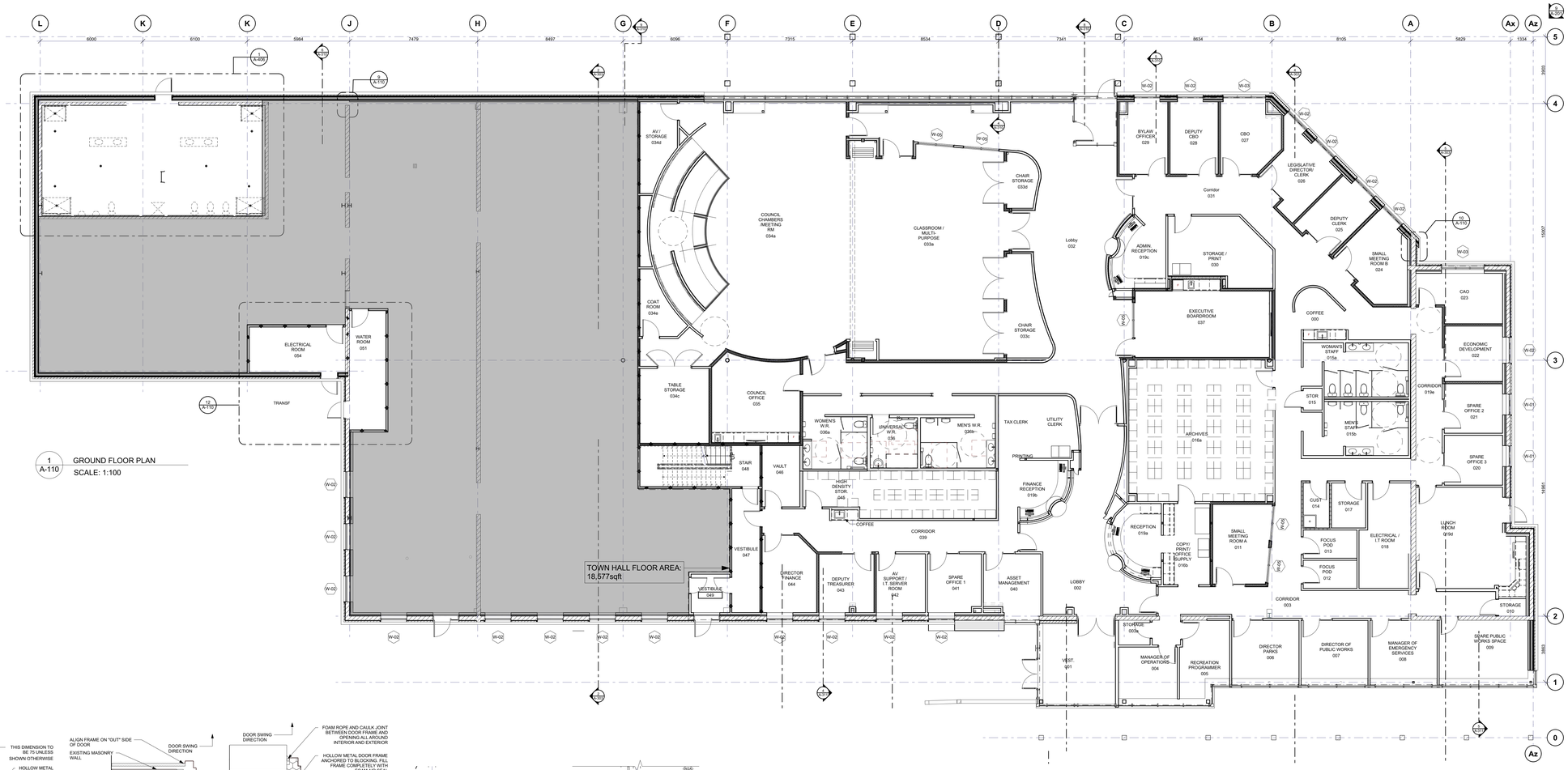

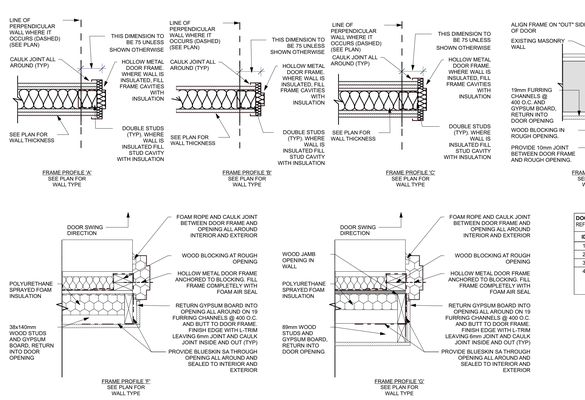

DOOR HARDWARE HEADINGS
REFER TO ARCHITECTURAL SPECIFICATION FOR PRODUCT SPECIFICATION & FINISH

ID	DESCRIPTION
1	HINGES, KICKPLATE, WALLSTOP
2	HINGES, SELF CLOSING DEVICE, KICKPLATE,
3	HINGES, SOUND SEAL, KICKPLATE,
4	HINGES, STORMDOOR SET, PERMANENT CORE, KICKPLATE, WALL STOP, ADD: RELAY CONTROL, ILLUMINATED ACTUATOR (KS), PUSH TO LOCK ILLUMINATED RESTROOM CONTROL KIT, OCCUPANCY INDICATOR, ELECTRIC STRIKE, DOOR CONTACT

5 A-110 JAMB DETAILS
SCALE: 1:10

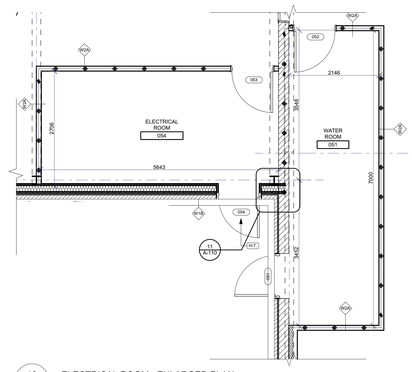

12 A-110 ELECTRICAL ROOM - ENLARGED PLAN
SCALE: 1:50

ROOM AREAS SCHEDULE

DEPARTMENT	ROOM NUMBER	ROOM	AREA
Building / Planning	027	CBO	282.58
Building / Planning	028	DEPUTY CBO	247.98
Building / Planning	029	BYLAW OFFICER	249.44
			780.00 ft²
Council	033a	CLASSROOM / MULTI-PURPOSE	2217.37
Council	033c	CHAIR STORAGE	273.36
Council	033d	CHAIR STORAGE	118.98
Council	034a	COUNCIL CHAMBERS/MEETING RM	3279.54
Council	034c	TABLE STORAGE	387.10
Council	034d	AV / STORAGE	103.29
Council	034e	COAT ROOM	73.39
Council	035	COUNCIL OFFICE	546.42
Council	200	ATTIC	1537.90
			8537.35 ft²
Executive Area	023	CAO	305.68
			305.68 ft²
Finance	020	SPARE OFFICE 3	223.12
Finance	021	SPARE OFFICE 2	221.76
Finance	022	ECONOMIC DEVELOPMENT	250.00
Finance	025	DEPUTY CLERK	241.40
Finance	026	LEGISLATIVE DIRECTOR/CLERK	298.32
Finance	040	ASSET MANAGEMENT	247.16
Finance	041	SPARE OFFICE 1	242.66
Finance	043	DEPUTY TREASURER	250.92
Finance	044	DIRECTOR FINANCE	307.22
			2282.56 ft²
Meeting	011	SMALL MEETING ROOM A	346.80
Meeting	024	SMALL MEETING ROOM B	343.70
Meeting	037	EXECUTIVE BOARDROOM	710.32
			1400.82 ft²
Public Works	004	MANAGER OF OPERATIONS	226.86
Public Works	005	RECREATION PROGRAMMER	254.94
Public Works	006	DIRECTOR PARKS	288.64
Public Works	007	DIRECTOR OF PUBLIC WORKS	292.12
Public Works	008	MANAGER OF EMERGENCY SERVICES	286.08
Public Works	009	SPARE PUBLIC WORKS SPACE	392.56
			1741.20 ft²
Reception	000	TAX CLERK	49.00
Reception	000	UTILITY CLERK	49.00
Reception	001	VEST.	223.92
Reception	002	LOBBY	407.70
Reception	019a	RECEPTION	140.48
Reception	019b	FINANCE RECEPTION	107.63
Reception	019c	ADMIN. RECEPTION	126.90
Reception	032	Lobby	1393.56
			2498.19 ft²
Staff Facilities	000	COFFEE	79.46
Staff Facilities	003a	STORAGE	28.81
Staff Facilities	010	STORAGE	19.96
Staff Facilities	012	FOCUS POD	111.78
Staff Facilities	013	FOCUS POD	111.78
Staff Facilities	014	CUST	87.46
Staff Facilities	015	STOR	16.75
Staff Facilities	015a	WOMAN'S STAFF	332.78
Staff Facilities	015b	MEN'S STAFF	332.78
Staff Facilities	016a	ARCHIVES	1524.42
Staff Facilities	016b	COPY/ PRINTI/ OFFICE SUPPLY	282.44
Staff Facilities	017	STORAGE	119.90
Staff Facilities	018	ELECTRICAL / I.T ROOM	362.70
Staff Facilities	019d	LUNCH ROOM	653.06
Staff Facilities	030	STORAGE / PRINT	468.78
Staff Facilities	036	UNIVERSAL W.R.	174.88
Staff Facilities	036a	WOMEN'S W.R.	266.24
Staff Facilities	036b	MEN'S W.R.	310.14
Staff Facilities	042	AV SUPPORT / I.T. SERVER ROOM	221.94
Staff Facilities	045	HIGH DENSITY STOR.	626.44
Staff Facilities	046	VAULT	168.80
Staff Facilities	047	VESTIBULE	262.96
Staff Facilities	047a	VESTIBULE	4.25
Staff Facilities	048	STAIR	185.32
Staff Facilities	049a	VESTIBULE	4.25
Staff Facilities	051	WATER ROOM	173.27
Staff Facilities	052	WATER ROOM	6.89

DOOR LEGEND

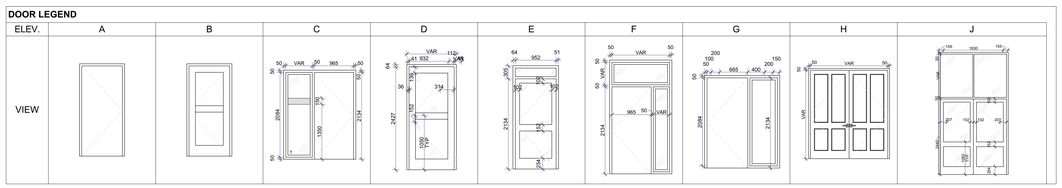

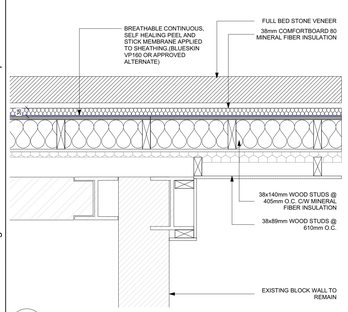

9 A-110 BLOCK WALL AT WAREHOUSE
SCALE: 1:10

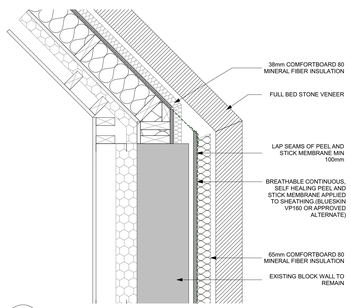

10 A-110 ANGLED WALL AT MEETING ROOM
SCALE: 1:10

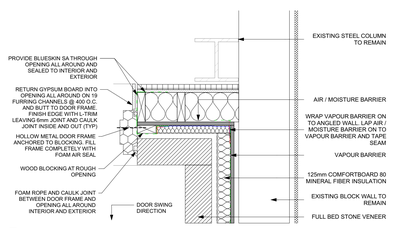

11 A-110 MASONRY WALL AT ELECTRICAL ROOM
SCALE: 1:10

02

WALL TYPE LEGEND

W1A	90mm NOMINAL STONE VENEER 25mm AIR SPACE 15.9mm PLYWOOD SHEATHING 38x140mm SPF No. 1/2 WOOD STUDS 406 O.C. C/W POLYURETHANE SPRAYED FOAM INSULATION MIN 140mm THICK (R-30) 50mm POLYURETHANE SPRAYED FOAM INSULATION 15.9mm GYP. BD	W1C (UB.038)	90mm NOMINAL STONE VENEER 25mm AIR SPACE EXISTING BLOCK WALL 100mm SPACE 362/S125-PLAT25 (92mm) METAL STUDS 600 O.C. C/W MIN 100mm POLYURETHANE SPRAYED FOAM INSULATION (R-28) APPLIED IN 2 PASSES 15.9mm TYP 'X' GYP. BD	W2D (U419 -1Hr)	2 LAYERS OF 15.9mm TYPE 'X' GYP. BD 362/S125-PLAT25 (92mm) METAL STUDS 600 O.C. C/W ACOUSTIC BATT INSULATION RESILIENT CHANNEL 2 LAYERS OF 15.9mm TYPE 'X' GYP. BD
W1B	90mm NOMINAL STONE VENEER 25mm AIR SPACE 15.9mm PLYWOOD SHEATHING 38x140mm SPF No. 1/2 WOOD STUDS 406 O.C. C/W POLYURETHANE SPRAYED FOAM INSULATION MIN 140mm THICK (R-30) 50mm POLYURETHANE SPRAYED FOAM INSULATION 15.9mm GYP. BD	W2A (U419 -1Hr)	15.9mm TYPE 'X' GYP. BD 362/S125-PLAT25 (92mm) METAL STUDS 600 O.C. (C/W ACOUSTIC BATT INSULATION WHERE NOTED) 15.9mm TYPE 'X' GYP. BD	W3A (U419 -1Hr)	15.9mm TYPE 'X' GYP. BD 600S162-PLAT25 (152mm) METAL STUDS 600 O.C. (C/W ACOUSTIC BATT INSULATION WHERE NOTED) 15.9mm TYPE 'X' GYP. BD
		W2B	15.9mm TYPE X GYP. BD 362/S125-PLAT25 (92mm) METAL STUDS 600 O.C.	W3B	2 LAYERS OF 15.9mm TYPE 'X' GYP. BD 600S162-PLAT25 (152mm) METAL STUDS 600 O.C. C/W ACOUSTICAL BATT INSULATION 2 LAYERS OF 15.9mm TYPE 'X' GYP. BD
		W2C (U419 -1Hr)	15.9mm TYPE 'X' GYP. BD 362/S125-PLAT25 (92mm) METAL STUDS 600 O.C. C/W ACOUSTIC BATT INSULATION 2 LAYERS OF 15.9mm TYPE 'X' GYP. BD	W4A	190mm CONCRETE BLOCK -REFER TO STRUCTURAL FOR REINFORCEMENT
				W5A	140mm CONCRETE BLOCK -REFER TO STRUCTURAL FOR REINFORCEMENT

TOWN OF SOUTH BRUCE PENINSULA

Drawings are the property of G. M. Diemert Architect Inc. and shall not be reproduced or published without the written consent of G. M. Diemert Architect Inc.

No.	Change	Revision	Date
1	ADD-01	ADDENDUM 01	2025-11-19
0		ISSUED FOR TENDER	2025-10-28

Revision History

Client:
Town of South Bruce Peninsula
315 George Street
Wiarton, N0H 2T0

G. M. DIEMERT ARCHITECT INC.
Suite 201
957 Fourth Avenue East
OWEN SOUND, ONTARIO, N4K 2N9,
tel.: 519-376-1975

PROJECT:
New Townhall Offices
370 William Street, Wiarton, Ontario

Drawing Name: **GROUND FLOOR PLAN**

Drawing Number: **A-110**

Project Number: **2404**

ORIGINAL DRAWING
SIZE: **ARCH E** (1220 x 915mm) (48" x 36")

S:\2024\2404-TSBP\Dwgs\20251107-370WilliamSt\WiartnON.pln

FIRE SEPARATIONS
- FIRE SEPARATION NOT HAVING A FIRE RESISTANCE RATING
- FIRE SEPARATION WITH 1 HOUR FIRE RESISTANCE RATING

WALL TYPE LEGEND

W1A	90mm NOMINAL STONE VENEER 25mm AIR SPACE 15.9mm PLYWOOD SHEATHING 38x140mm SPF No. 1/2 WOOD STUDS 406 O.C. C/W POLYURETHANE SPRAYED FOAM INSULATION MIN 140mm THICK (R-30) 50mm POLYURETHANE SPRAYED FOAM INSULATION 38x89mm WOOD STUDS 600 O.C. 15.9mm GYP. BD
W1B	90mm NOMINAL STONE VENEER 25mm AIR SPACE 15.9mm PLYWOOD SHEATHING 38x140mm SPF No. 1/2 WOOD STUDS 406 O.C. C/W POLYURETHANE SPRAYED FOAM INSULATION MIN 140mm THICK (R-30) 50mm POLYURETHANE SPRAYED FOAM INSULATION 15.9mm GYP. BD
W1C (U0.038)	90mm NOMINAL STONE VENEER 25mm AIR SPACE EXISTING BLOCK WALL 100mm SPACE 362S125-PLAT25 (92mm) METAL STUDS 600 O.C. C/W MIN 100mm POLYURETHANE SPRAYED FOAM INSULATION (R-28) APPLIED IN 2 PASSES 15.9mm TYP 'X' GYP. BD
W2A (U419 -1Hr)	15.9mm TYPE 'X' GYP. BD 362S125-PLAT25 (92mm) METAL STUDS 600 O.C. (C/W ACOUSTIC BATT INSULATION WHERE NOTED) 15.9mm TYPE 'X' GYP. BD
W2B	15.9mm TYPE X GYP. BD 362S125-PLAT25 (92mm) METAL STUDS 600 O.C.
W2C (U419 -1Hr)	15.9mm TYPE 'X' GYP. BD 362S125-PLAT25 (92mm) METAL STUDS 600 O.C. C/W ACOUSTIC BATT INSULATION 2 LAYERS OF 15.9mm TYPE 'X' GYP. BD
W2D (U419 -1Hr)	2 LAYERS OF 15.9mm TYPE 'X' GYP. BD 362S125-PLAT25 (92mm) METAL STUDS 600 O.C. C/W ACOUSTIC BATT INSULATION RESILIENT CHANNEL 2 LAYERS OF 15.9mm TYPE 'X' GYP. BD
W3A (U419 -1Hr)	15.9mm TYPE 'X' GYP. BD 600S162-PLAT25 (152mm) METAL STUDS 600 O.C. (C/W ACOUSTIC BATT INSULATION WHERE NOTED) 15.9mm TYPE 'X' GYP. BD
W3B	2 LAYERS OF 15.9mm TYPE 'X' GYP. BD 600S162-PLAT25 (152mm) METAL STUDS 600 O.C. C/W ACOUSTICAL BATT INSULATION 2 LAYERS OF 15.9mm TYPE 'X' GYP. BD
W4A	190mm CONCRETE BLOCK -REFER TO STRUCTURAL FOR REINFORCEMENT
W5A	140mm CONCRETE BLOCK -REFER TO STRUCTURAL FOR REINFORCEMENT

ARCHITECTURAL NOTES

A-01	IN ALL CASES WHERE A SINGLE LAYER GYPSUM BOARD IS SHOWN, ALL JOINTS ARE TO BE SUPPORTED WITH FRAMING MEMBERS. DO NOT LOCATE ELECTRICAL BOXES ON OPPOSITE SIDES OF WALL FROM EACH OTHER WITHIN 600mm OF EACH OTHER. SEAL WALLS COMPLETELY TO FLOORS, ROOF STRUCTURE AND ADJACENT WALLS WITH ACOUSTICAL CAULKING. AT STRUCTURAL, MECHANICAL AND ELECTRICAL PENETRATIONS (I.E. BEAMS, DUCTS, CONDUITS AND ELECTRICAL BOXES, ETC.) CUT GYPSUM BOARD TO 13mm FROM STRUCTURAL/ MECHANICAL/ELECTRICAL MEMBER AND SEAL JOINT WITH ACOUSTICAL CAULKING. ACOUSTICAL CAULKING IS TO BE FIRE RATED ACOUSTICAL SEALANT AT WALLS WITH A FIRE RATING.
A-02	HATCH INDICATES WALLS TO EXTEND TO UNDERSIDE OF STRUCTURE ABOVE.
A-03	PROVIDE PAPERLESS GYPSUM BOARD (ALL LAYERS) IN PLACE OF REGULAR GYPSUM BOARD WITHIN ALL WASHROOMS, JANITORIAL ROOMS, AND THE LUNCH ROOM.
A-04	WALL TO BE PROVIDED WITH ACOUSTICAL BATT INSULATION.
A-05	WALL TO BE CONSTRUCTED SIMILAR TO ASSEMBLY S5a FOR STC RATING OF 53. WALLS BEARING AN STC (SOUND TRANSMISSION CLASS) VALUE ARE TO BE CONSTRUCTED AS INDICATED IN SUPPLEMENTARY STANDARD SB-3 OF THE 2024 BUILDING CODE.
A-06	WALL TO BE CONSTRUCTED SIMILAR TO ASSEMBLY S14 FOR STC RATING OF 60. WALLS BEARING AN STC (SOUND TRANSMISSION CLASS) VALUE ARE TO BE CONSTRUCTED AS INDICATED IN SUPPLEMENTARY STANDARD SB-3 OF THE 2024 BUILDING CODE.
A-07	AREA OF WALL TO BE BUILT OUT WITH METAL STUDS AND GYPSUM BOARD TO ENCLOSE DUCT AND/OR DRAIN. COORDINATE ALL LOCATIONS WITH MECHANICAL DRAWINGS.
A-09	WOOD FRAMING WITHIN EXTERIOR WALL TO CONFORM TO SB-2 TABLE D-6.1.1. "EXTW-2" FOR USE OF COMBUSTIBLE MATERIALS IN AN EXTERIOR WALL ASSEMBLY IN ORDER TO SATISFY SECTION 3.1.5.6 OF THE ONTARIO BUILDING CODE.

DOOR HARDWARE NOTES

H-7.	PROVIDE A DUAL FUNCTION CARD READER / KEYPAD EACH SIDE OF DOOR AND REMOTE RELEASE BUTTON AT RECEPTION, ARRANGED THE ELECTROMAGNETIC LOCK IS INTERLOCKED WITH THE AUTOMATIC DOOR OPERATOR SO THAT THE ELECTROMAGNETIC LOCK WILL MOMENTARILY RELEASE, AND AUTOMATIC DOOR OPERATOR WILL OPEN DOOR, WHEN DOOR ACCESS SECURITY SYSTEM SENDS SIGNAL INDICATING THAT A VALID CARD HAS BEEN PRESENTED TO EITHER CARD READER OR VALID ACCESS CODE HAS BEEN ENTERED ON EITHER KEYPAD, OR REMOTE RELEASE BUTTON AT RECEPTION IS PRESSED.
H-9.	PROVIDE AN 'EMERGENCY CALL' SYSTEM IN UNIVERSAL WASHROOMS. SYSTEM IS TO CONSIST OF AN 'ASSISTANCE REQUIRED' PUSH BUTTON SWITCH BY THE TOILET WITH A LIGHT AND AUDIBLE ALARM DIRECTLY ABOVE (SEE INTERIOR ELEVATIONS) AS WELL AS OUTSIDE WASHROOM (SEE ELECTRICAL DWGS). WHEN SWITCH IS PRESSED, BOTH LIGHTS AND AUDIBLE ALARMS ARE TO BE ACTIVATED AND ENTRY DOOR IS TO BE UNLOCKED BY THE ELECTRIC STRIKE. PROVIDE ALSO SIGNAGE AS REQUIRED BY O.B.C. SECTION 3.8.3.12.(2) (SEE ALSO ELECTRICAL DWGS AND HARDWARE SCHEDULE).
H-10.	PROVIDE AUTOMATIC DOOR OPERATOR ON THIS DOOR. LOCATE 'PUSH PADDLE' ACTIVATION SWITCHES AS SHOWN ON PLAN.
H-11	PROVIDE AUTOMATIC DOOR OPERATOR ON THIS DOOR INCLUDING AN ELECTRIC STRIKE AND 'PUSH TO LOCK' BUTTON. LOCATE 'PUSH PADDLE' ACTIVATION SWITCHES AND 'PUSH TO LOCK' SWITCH AS SHOWN ON PLAN.

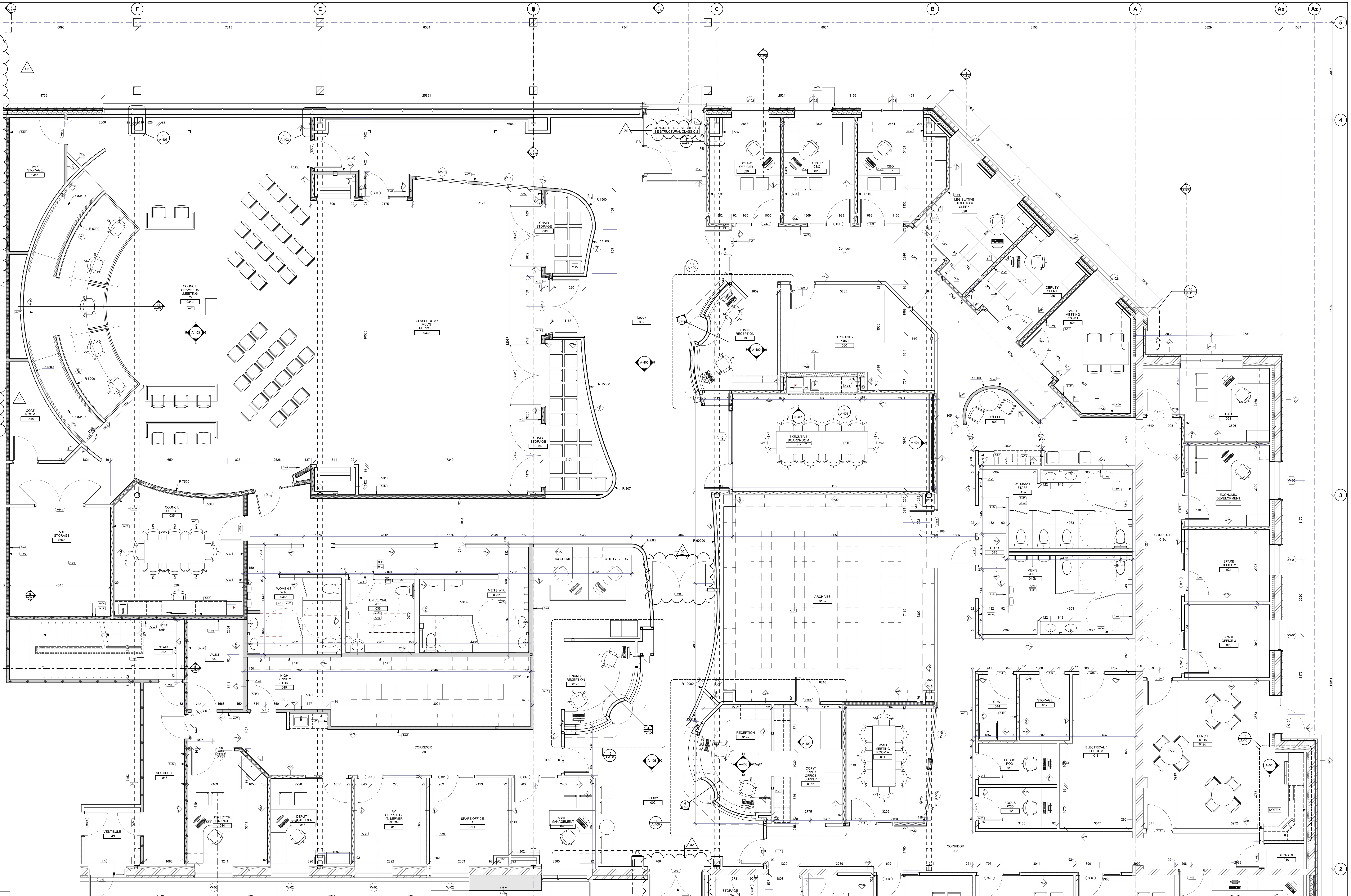

1 A-111 GROUND FLOOR-1:50
SCALE: 1:50

DOOR LEGEND

ELEV.: A, B, C, D, E, F, G, H, J

VIEW

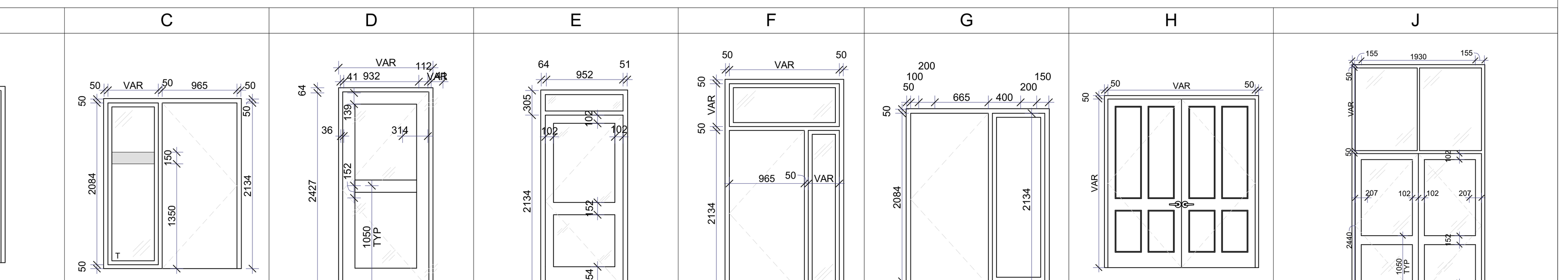

DOOR SCHEDULE

DOOR No.	F.R.R.	FRAME MAT'L	FRAME ELEV.	DOOR SIZE	DOOR MAT'L	DOOR THK	HDWR	COMMENTS
002	N/A	HM	J	2140×2440	ALUM / GLASS	44	1	NOTE H-10, 1850mm TRANS
003	N/A	HM	E	965×2134	SC WOOD	44	1	NOTE H-7
003a	N/A	HM	A	915×2134	SC WOOD	44	1	
004	N/A	HM	B	965×2134	SC WOOD	44	1	
005	N/A	HM	B	965×2134	SC WOOD	44	1	
006	N/A	HM	C	965×2134	SC WOOD	44	1	
007	N/A	HM	C	965×2134	SC WOOD	44	1	
008	N/A	HM	C	965×2134	SC WOOD	44	1	
009	N/A	HM	B	965×2134	SC WOOD	44	1	
010	N/A	HM	A	915×2134	SC WOOD	44	1	
011	N/A	HM	D	965×2134	SC WOOD	44	3	
012	N/A	HM	B	965×2134	SC WOOD	44	3	
013	N/A	HM	B	965×2134	SC WOOD	44	3	
014	45 min	HM	A	965×2134	SC WOOD	44	2	
015	N/A	HM	A	965×2134	SC WOOD	44	1	
016a	N/A	HM	A	965×2134	SC WOOD	44	1	
016b	N/A	HM	A	965×2134	HM	44	1	
017	N/A	HM	A	965×2134	SC WOOD	44	1	
018	N/A	HM	A	965×2134	SC WOOD	44	1	
019d	N/A	HM	B	965×2134	SC WOOD	44	1	
019e	N/A	HM	B	965×2134	SC WOOD	44	1	
019f	N/A	HM	F	965×2134	ALUM / GLASS	44	1	EXTERIOR DOOR
020	N/A	HM	C	965×2134	SC WOOD	44	1	
021	N/A	HM	C	965×2134	SC WOOD	44	1	
022	N/A	HM	C	965×2134	SC WOOD	44	1	
023	N/A	HM	B	965×2134	SC WOOD	44	1	
024	N/A	HM	D	965×2134	SC WOOD	44	1	
025	N/A	HM	C	965×2134	SC WOOD	44	1	
026	N/A	HM	C	965×2134	SC WOOD	44	1	
027	N/A	HM	C	965×2134	SC WOOD	44	1	
028	N/A	HM	C	965×2134	SC WOOD	44	1	
029	N/A	HM	C	965×2134	SC WOOD	44	1	
030	N/A	HM	A	965×2134	SC WOOD	44	1	
031	N/A	HM	G	965×2134	SC WOOD	44	1	NOTE H-7
033a	N/A	HM	D	965×2440	SC WOOD	44	2	
033a	N/A	WD	H	2135×2440	SC WOOD	44	2	
034a	N/A	HM	D	1070×2440	SC WOOD	44	2	
034b	N/A	HM	H	965×2440	SC WOOD	44	2	
034c	N/A	HM	H	1930×2134	HM	44	1	
034d	N/A	HM	A	965×2134	HM	44	1	
034e	N/A	HM	A	965×2134	HM	44	1	
035	N/A	HM	B	965×2134	SC WOOD	44	3	
036	N/A	HM	A	965×2134	HM	44	4	NOTE H-9, H-11
037	N/A	HM	E	965×2134	ALUM / GLASS	44	1	NOTE H-7
038	N/A	HM	J	2140×2440	ALUM / GLASS	44	1	NOTE H-7, 1400mm TRANS
039	N/A	HM	C	965×2134	SC WOOD	44	1	
039	N/A	HM	E	965×2134	SC WOOD	44	1	NOTE H-7
040	N/A	HM	C	965×2134	HM	44	1	
041	N/A	HM	C	965×2134	SC WOOD	44	1	
042	N/A	HM	C	965×2134	SC WOOD	44	1	
043	N/A	HM	C	965×2134	SC WOOD	44	1	
045	N/A	HM	A	965×2134	SC WOOD	44	1	
046	N/A	HM	A	965×2134	SC WOOD	44	1	
047	45 min	HM	A	915×2134	SC WOOD	44	1	
047a	45 min	HM	A	915×2134	HM	44	1	
048	45 min	HM	C	915×2134	HM	44	1	
049	N/A	HM	F	965×2134	ALUM / GLASS	44	1	EXTERIOR DOOR
049a	N/A	HM	C	915×2134	HM	44	1	
050	N/A	HM	F	965×2134	ALUM / GLASS	44	1	EXTERIOR DOOR
051	N/A	HM	A	965×2134	HM	44	1	EXTERIOR DOOR
052	45 min	HM	A	965×2134	HM	44	1	
053	45 min	HM	A	965×2134	HM	44	1	
054	N/A	HM	A	965×2134	HM	44	1	EXTERIOR DOOR

DOOR HARDWARE HEADINGS
REFER TO ARCHITECTURAL SPECIFICATION FOR PRODUCT SPECIFICATION & FINISH

ID	DESCRIPTION
1	HINGES, KICKPLATE, WALLSTOP.
2	HINGES, SELF CLOSING DEVICE, KICKPLATE.
3	HINGES, SOUND SEAL, KICKPLATE.
4	HINGES, STOREROOM SET, PERMANENT CORE, KICKPLATE, WALL STOP, ADO, RELAY CONTROL, ILLUMINATED ACTUATOR (X2), PUSH TO LOCK, ILLUMINATED RESTROOM CONTROL KIT, OCCUPANCY INDICATOR, ELECTRIC STRIKE, DOOR CONTACT.

Revision History

RevID	Change	Revision	Date
02	ADD-01	ADDENDUM 01	2025.11.19
01		ISSUED FOR TENDER	2025.10.28

TOWN OF SOUTH BRUCE PENINSULA

Drawings are the property of G. M. Diemert Architect Inc. and shall not be reproduced or altered without the written consent of G. M. Diemert Architec Inc.

G. M. DIEMERT ARCHITECT INC.
Suite 201
957 Fourth Avenue East
OWEN SOUND, ONTARIO, N4K 2N9,
tel: 519-376-1975

OWNER:
Town of South Bruce Peninsula
315 George Street
Wiarton, N0H 2T0

PROJECT:
New Townhall Offices
370 William Street, Wiarton, Ontario

Drawing Name
GROUND FLOOR ENLARGED PLAN

Drawing Number: **A-111**

Project Number: **2404**

ORIGINAL DRAWING SIZE: **ARCH E** (1220 x 915mm) (48" x 36")

S:\2024\2404-TSBP\Dwgs\20251107-370WilliamStWiartnON.pln

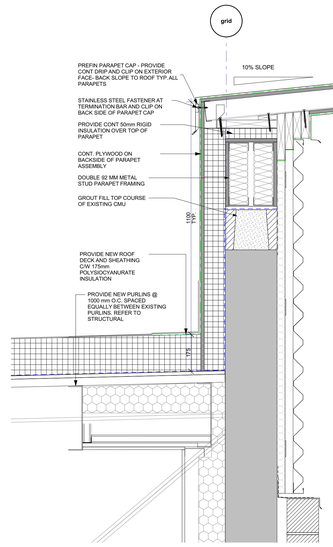

2 A-130 TYP. PARAPET AT MASONRY WALL
SCALE: 1:10

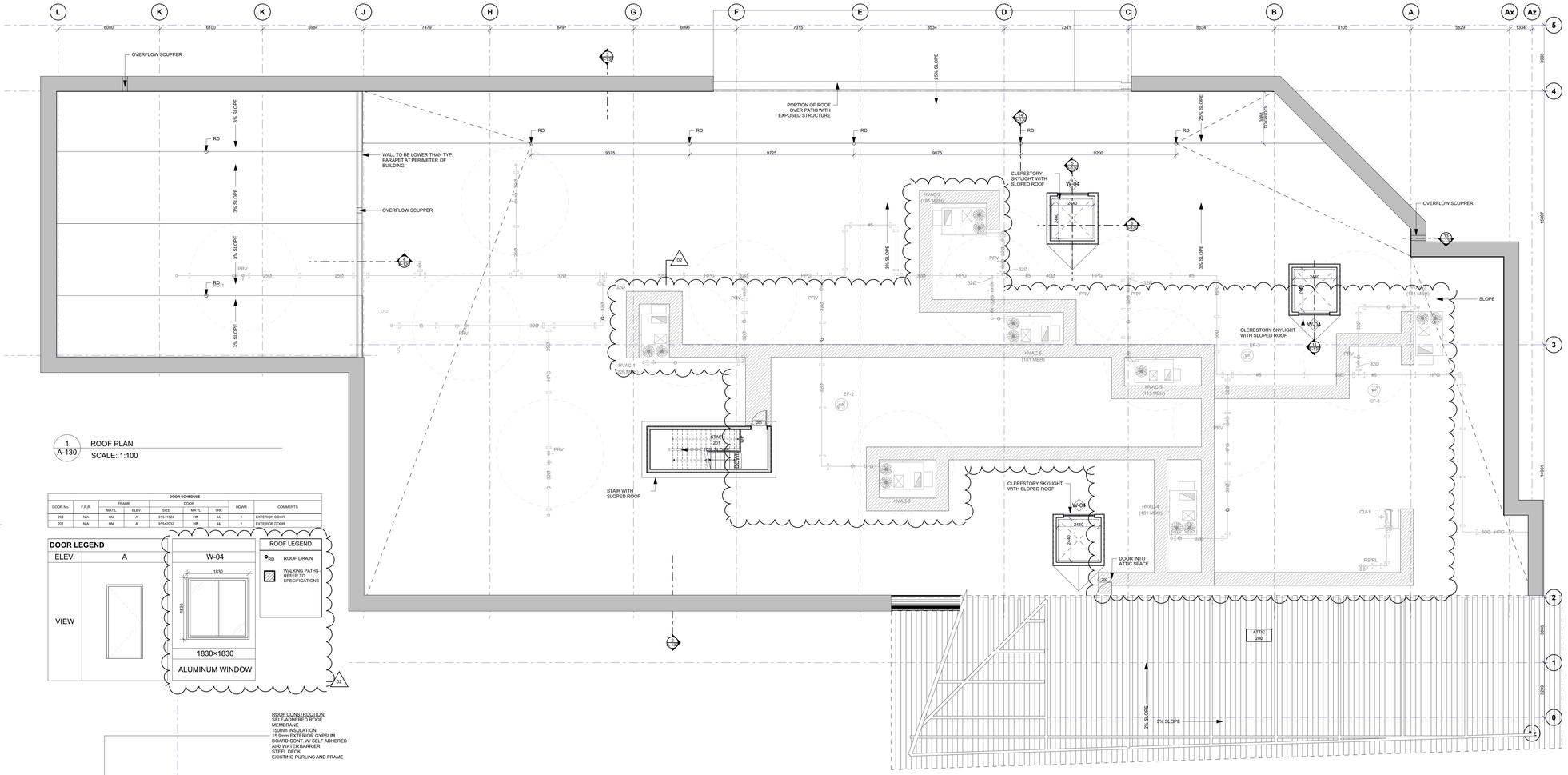

1 A-130 ROOF PLAN
SCALE: 1:100

DOOR SCHEDULE

DOOR No.	F.R.R.	FRAME MATL	FRAME ELEV.	DOOR SIZE	DOOR MATL	DOOR THK.	HDWR.	COMMENTS
200	N/A	HM	A	915×1524	HM	44	1	EXTERIOR DOOR
201	N/A	HM	A	915×2032	HM	44	1	EXTERIOR DOOR

DOOR LEGEND

ELEV.	A
VIEW	

W-04: 1830 × 1830 — ALUMINUM WINDOW

ROOF LEGEND

RD — ROOF DRAIN

WALKING PATHS - REFER TO SPECIFICATIONS

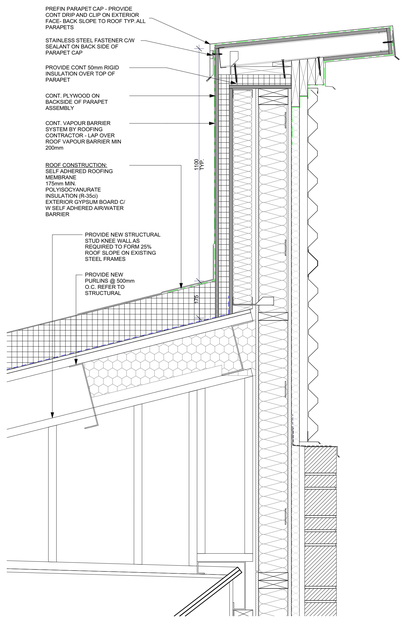

3 A-130 TYP. PARAPET AT WOOD STUD WALL
SCALE: 1:10

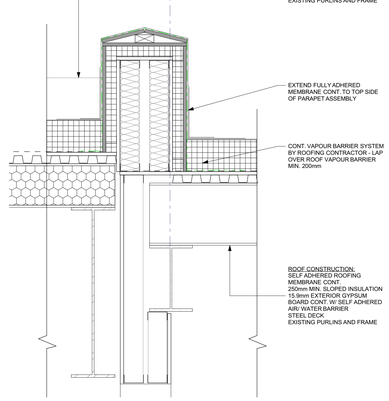

4 A-130 PARAPET ABOVE WAREHOUSE ROOF
SCALE: 1:10

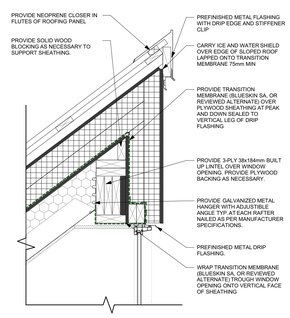

8 A-130 HEAD OF SKYLIGHT WINDOW TYP.
SCALE: 1:10

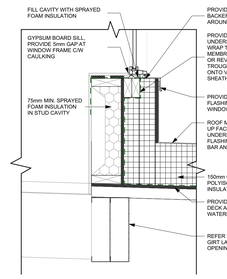

9 A-130 SILL OF SKYLIGHT WINDOW TYP.
SCALE: 1:10

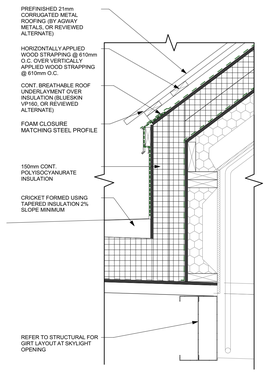

10 A-130 LOW WALL AT SKYLIGHT TYP.
SCALE: 1:10

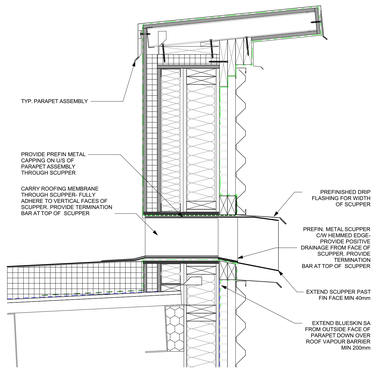

14 A-130 PARAPET AT SCUPPER
SCALE: 1:10

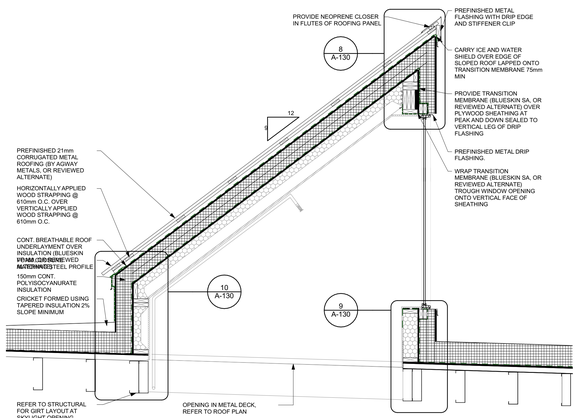

5 A-130 TYP. SECTION THROUGH SKYLIGHT
SCALE: 1:20

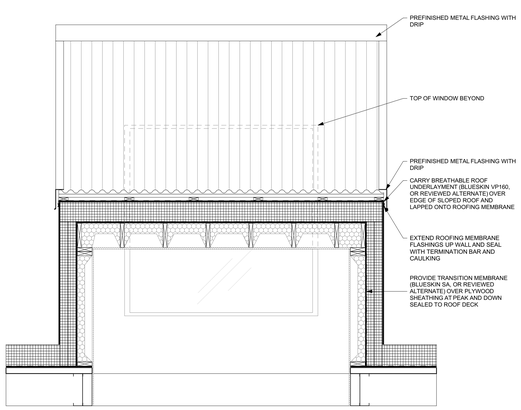

6 A-130 TYP. SECTION THROUGH SKYLIGHT
SCALE: 1:20

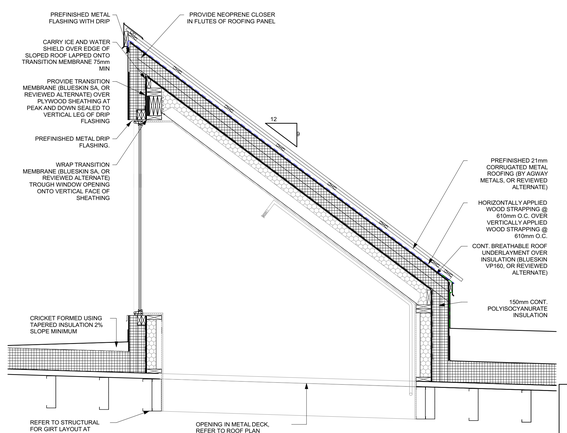

11 A-130 SECTION THROUGH SKYLIGHT SOUTH
SCALE: 1:20

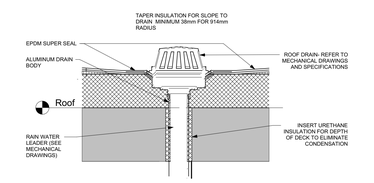

15 A-130 ROOF DRAIN TYP.
SCALE: 1:10

Revision No.	Change	Revision	Date
02	ADDO-01	ADDENDUM 01	2025.11.19
01		ISSUED FOR TENDER	2025.12.05

Revision History

Drawing Name: **ROOF PLAN**

TOWN OF SOUTH BRUCE PENINSULA

Drawings are the property of G. M. Diemert Architect Inc. and shall not be reproduced or altered without the written consent of G. M. Diemert Architec Inc.

G. M. DIEMERT ARCHITECT INC.
Suite 201
957 Fourth Avenue East
OWEN SOUND, ONTARIO, N4K 2N9,
tel: 519-376-1975

OWNER:
Town of South Bruce Peninsula
315 George Street
Wiarton, N0H 2T0

PROJECT:
New Townhall Offices
370 William Street, Wiarton, Ontario

Drawing Number: **A-130**

Project Number: **2404**

ORIGINAL DRAWING
SIZE: **ARCH E** (1220 x 915mm) (48" x 36")

S:\2024\2404-TSBP\Dwgs\20251107-370WilliamStWiartonON.pln

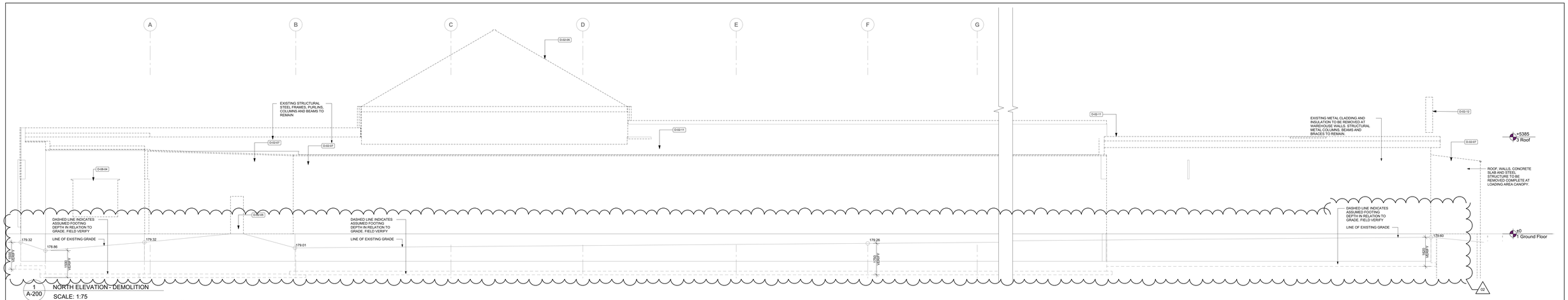

1 A-200 NORTH ELEVATION - DEMOLITION

SCALE: 1:75

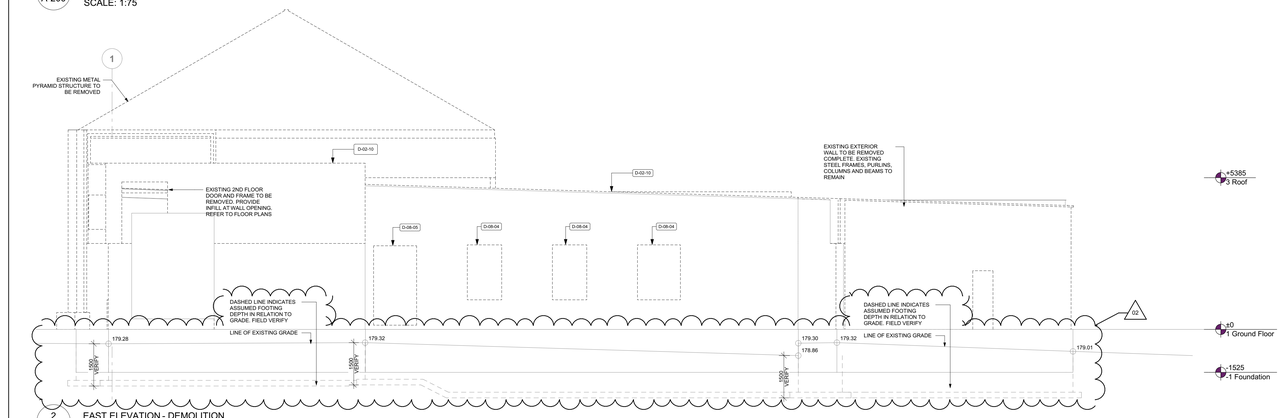

2 A-200 EAST ELEVATION - DEMOLITION

SCALE: 1:75

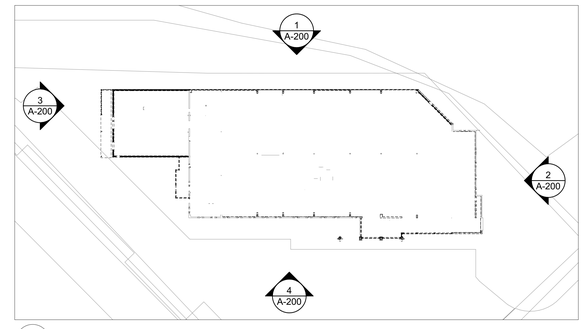

5 A-200 KEY PLAN - DEMO

SCALE: 1:500

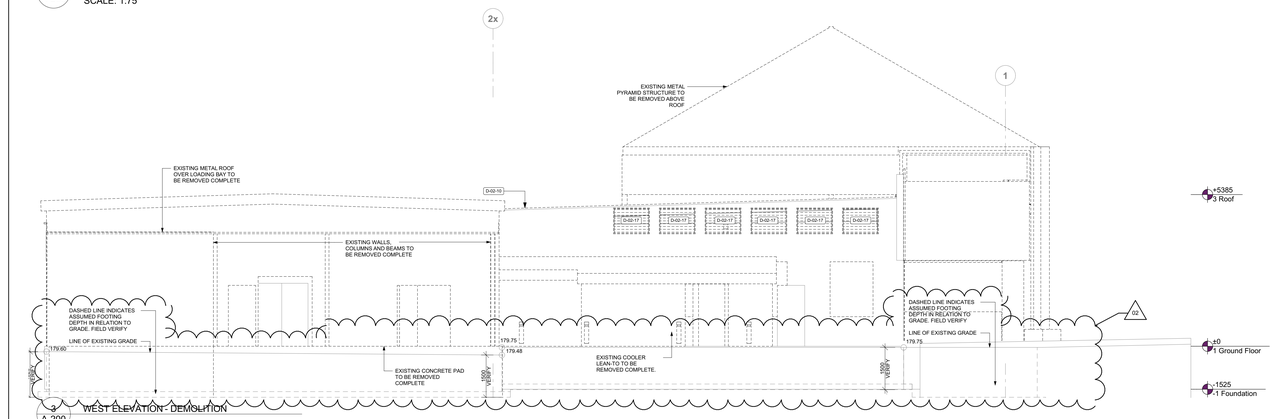

3 A-200 WEST ELEVATION - DEMOLITION

SCALE: 1:75

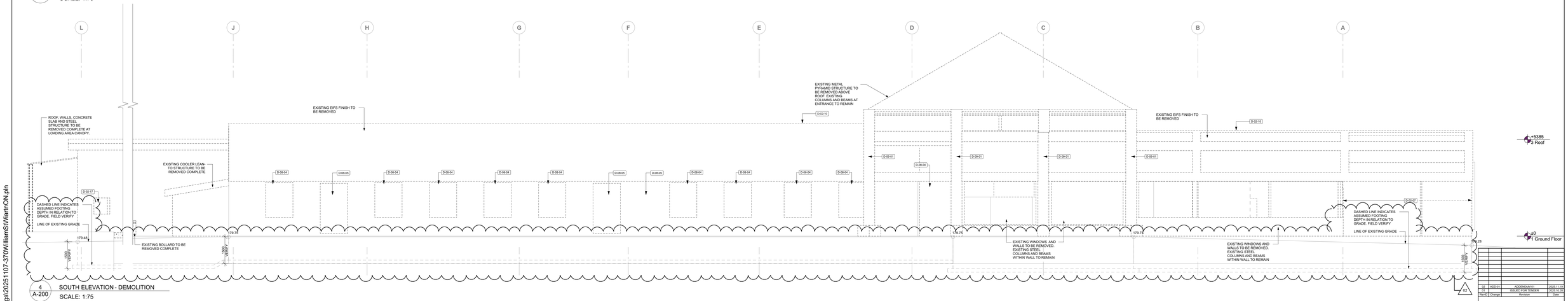

4 A-200 SOUTH ELEVATION - DEMOLITION

SCALE: 1:75

GENERAL NOTES: DEMO & INSTALLATION

PROTECTION OF EXISTING CONDITIONS:
1.1. CONTRACTOR TO PROTECT ALL EXISTING SURFACES TO REMAIN, PRIOR TO COMMENCING DEMOLITION.
1.2. ENSURE ALL UTILITY LINES (ELECTRICAL, PLUMBING, GAS, HVAC) SERVING OCCUPIED AREAS REMAIN OPERATIONAL AND UNDISTURBED UNLESS OTHERWISE NOTED.
1.3.PRIOR TO COMMENCING ANY DEMOLITION. CONTRACTOR TO VERIFY ANY DAMAGE TO ANY EXISTING SURFACES TO REMAIN.

SAFE REMOVAL OF MATERIALS:
2.1. REMOVE ALL MATERIALS, EQUIPMENT, AND FIXTURES AS INDICATED ON THE DEMOLITION PLANS.
2.2. DISCONNECT AND CAP ALL UTILITY CONNECTIONS AS REQUIRED BEFORE DEMOLITION BEGINS AND MAKE SAFE THE WORK AREA.
2.3. SORT AND DISPOSE OF DEBRIS PER LOCAL CODES AND PROJECT SPECIFICATIONS, INCLUDING PROPER HANDLING OF HAZARDOUS MATERIALS IF PRESENT.
2.4. RECYCLE OR SALVAGE MATERIALS WHERE POSSIBLE, IN ACCORDANCE WITH PROJECT SUSTAINABILITY GOALS.

COORDINATION & INSPECTIONS:
3.1. COORDINATE WITH STRUCTURAL, MEP, AND ARCHITECTURAL TEAMS TO VERIFY ALL REMOVAL ACTIONS.
3.2. SCHEDULE INSPECTIONS FOR ANY REQUIRED ASBESTOS, LEAD PAINT, OR OTHER HAZARDOUS MATERIAL REMEDIATION PRIOR TO WORK.
3.3. OBTAIN ALL NECESSARY PERMITS AND APPROVALS BEFORE DEMOLITION COMMENCES.
3.4. DOCUMENT EXISTING CONDITIONS BEFORE STARTING WORK TO AVOID DISPUTES REGARDING DAMAGE CLAIMS.

SITE CLEANUP & FINAL CONDITIONS:
4.1. REMOVE ALL DEBRIS REGULARLY TO MAINTAIN A SAFE AND CLEAN WORK ENVIRONMENT.
4.2. PATCH AND REPAIR ALL SURFACES AFFECTED BY DEMOLITION TO MATCH EXISTING CONDITIONS.
4.3. ENSURE THE DEMOLISHED AREA IS READY FOR FUTURE CONSTRUCTION OR RENOVATIONAS SPECIFIED IN THE DRAWINGS.

BUILDING DEMOLITION NOTES

D-02-05	EXISTING WALLS, DOORS & FRAMES, MILLWORK, EQUIPMENT, SINKS, ETC. SHOWN DASHED TO BE REMOVED COMPLETELY (TYP). SEE MECHANICAL / ELECTRICAL DRAWINGS FOR DISCONNECTION / TERMINATION OF SERVICES.
D-02-07	EXISTING WALL TO BE REMOVED. WHERE WALL IS A LOADBEARING WALL, PROVIDE NEW BEAM TO CARRY EXISTING FLOOR/ROOF AND WALL ABOVE (SEE STRUCTURAL DWGS).
D-02-10	REMOVE EXISTING ROOF PARAPET COMPLETELY DOWN TO ROOF DECK LEVEL
D-02-11	STRIP EXISTING ROOFING & INSULATION TO EXPOSE EXISTING STEEL STRUCTURE. DISPOSE OF ROOFING IN APPROPRIATE LANDFILL.
D-02-12	EXISTING SIGNAGE TO BE REMOVED AND RETURNED TO OWNER (FOR RE-USE - TO BE DETERMINED).
D-02-17	EXISTING EXHAUST FAN, MECHANICAL GRILLE, OR VENT PIPE TO BE REMOVED. FILL IN OPENING WITH CONSTRUCTION TO MATCH ADJACENT WALL OR ROOF STRUCTURE AS NECCESSARY. REFER TO ARCHITECTURAL AND MECHANICAL DRAWINGS
D-08-04	PROVIDE OPENING IN EXISTING WALL TO ACCOMMODATE NEW WINDOW. REFER TO FLOOR PLANS AND WINDOW SCHEDULE FOR DIMENSIONS.
D-08-05	PROVIDE OPENING IN EXISTING WALL TO ACCOMMODATE NEW DOOR. REFER TO FLOOR PLANS AND DOOR SCHEDULE FOR DIMENSIONS.
D-09-01	REMOVE CLADDING AROUND EXTERIOR STEEL COLUMNS TYP. AND REMOVE DAMAGED CONCRETE FROM EXISTING CONCRETE PIERS

Revision			
02	ADD-01	ADDENDUM 01	2025.11.19
01		ISSUED FOR TENDER	2025.12.05
Item/D	Change	Revision	Date

Revision History

Drawing Name: **EXTERIOR ELEVATIONS - DEMOLITION**

TOWN OF SOUTH BRUCE PENINSULA

Drawings are the property of G. M. Diemert Architect Inc. and shall not be reproduced or altered without the written consent of G. M. Diemert Architec Inc.

G. M. DIEMERT ARCHITECT INC.
Suite 201
957 Fourth Avenue East
OWEN SOUND, ONTARIO, N4K 2N9,
tel: 519-376-1975

OWNER:
Town of South Bruce Peninsula
315 George Street
Wiarton, N0H 2T0

PROJECT:
New Townhall Offices
370 William Street, Wiarton, Ontario

Drawing Number: **A-200**

Project Number: **2404**

ORIGINAL DRAWING SIZE: **ARCH E** (1220 x 915mm) (48" x 36")

S:\2024\2404-TSBP\Dwgs\20251107-370WilliamStWiartnON.pln

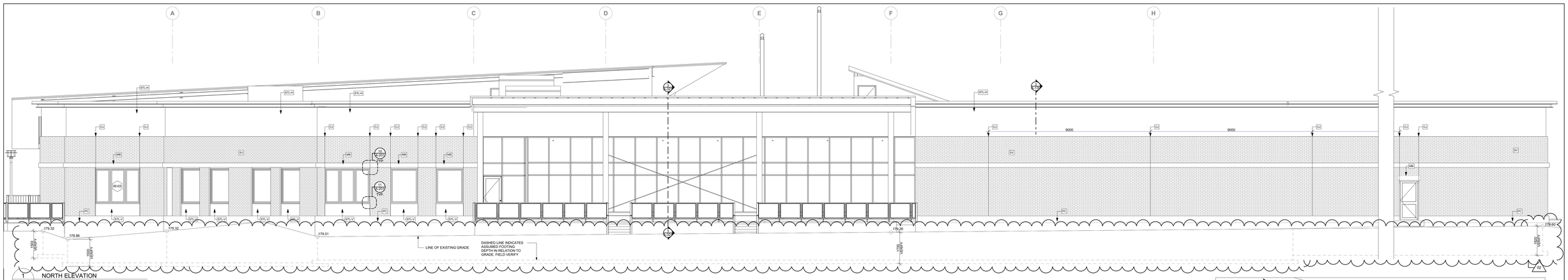

1 A-201 NORTH ELEVATION
SCALE: 1:75

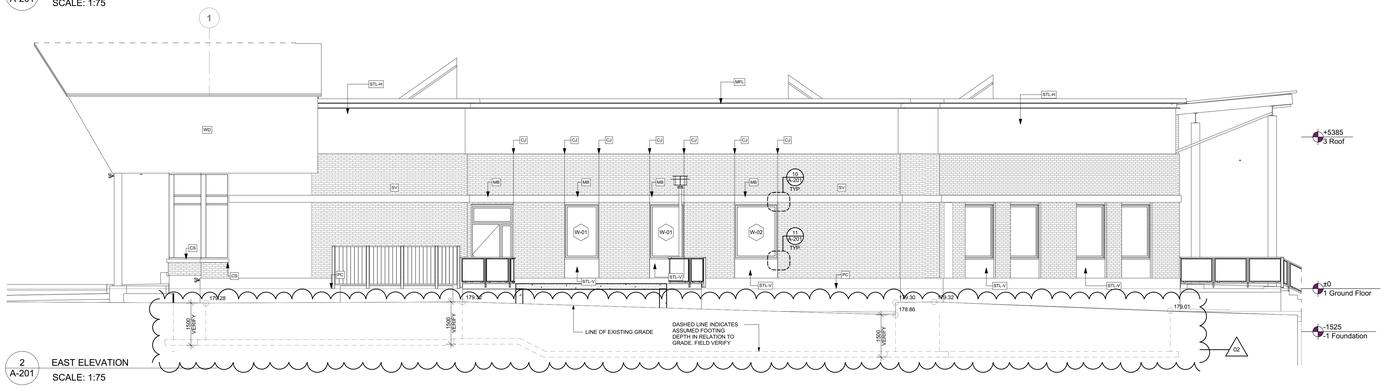

2 A-201 EAST ELEVATION
SCALE: 1:75

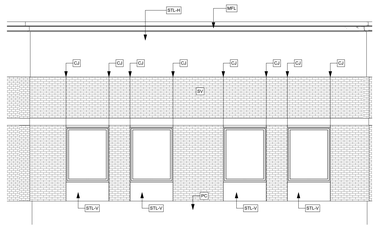

9 A-201 NORTH EAST ELEVATION
SCALE: 1:75

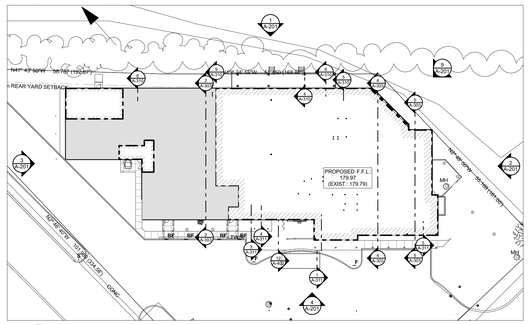

5 A-201 KEY PLAN - NEW
SCALE: 1:500

ABBREVIATIONS

CJ	MASONRY CONTROL JOINT
CS	CONCRETE SILL
FG	FINISH GRADE
MB	MASONRY BANDING
MFL	METAL FLASHING (PRE-FIN.)
MV	MASONRY VENEER - BRAMPTON BRICK NUEVA COLLECTION, DORSET STYLE "DOVER" COLOUR
PC	CAST-IN-PLACE CONCRETE FOUNDATION
SP	SPANDREL PANEL
STL-H	CORRUGATED STEEL SIDING INSTALLED HORIZONTALLY (AGWAY 7-175 OR APPROVED ALTERNATE, "CHARCOAL" COLOUR GC26506)
STL-V	CORRUGATED STEEL SIDING INSTALLED VERTICALLY (AGWAY 7-175 OR APPROVED ALTERNATE, "CHARCOAL" COLOUR GC26506)
SV	STONE VENEER - "WARTON BUFF" PRODUCED BY BIG ISLAND QUARRY
WD	WOOD CLADDING

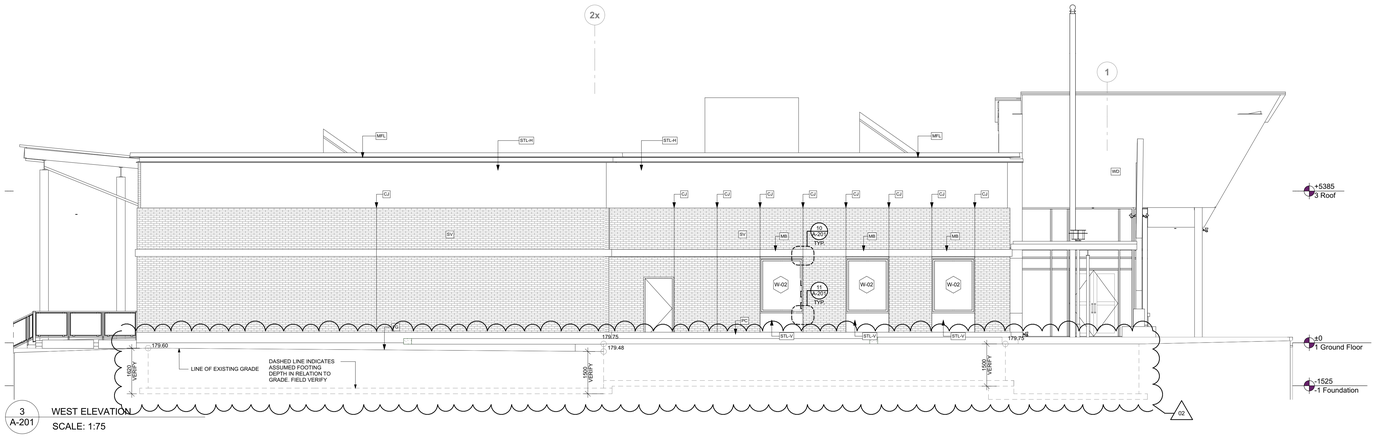

3 A-201 WEST ELEVATION
SCALE: 1:75

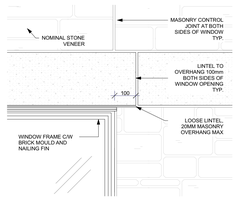

10 A-201 TYP. HEAD OF WINDOW
SCALE: 1:10

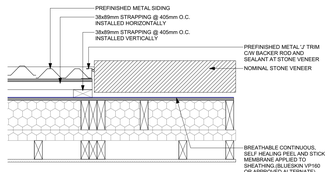

12 A-201 PLAN AT UNDERSIDE OF WINDOW
SCALE: 1:10



16 A-201 WINDOW OPENING IN EXISTING MASONRY WALL
SCALE: 1:20

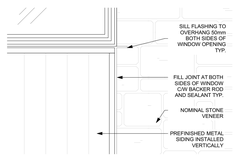

11 A-201 TYP. SILL OF WINDOW
SCALE: 1:10

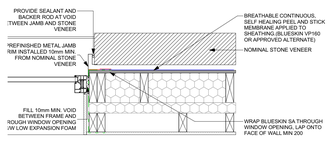

13 A-201 WINDOW JAMB DETAIL
SCALE: 1:10

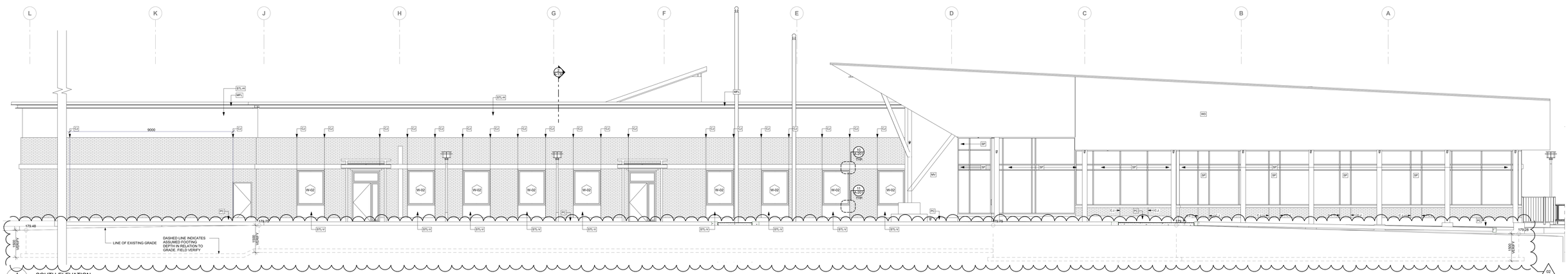

4 A-201 SOUTH ELEVATION
SCALE: 1:75

WINDOW LEGEND

Hotlink and Element ID	W-01	W-02	W-03	W-04	W-05
VIEW	1220 / 1950	1524 / 1950	2500 / 1950	1830 / 1830	2100 / 2450
DIMENSIONS	1220×1950	1524×1950	2500×1950	1830×1830	2100×2450
NOTES	ALUMINUM WINDOW	ALUMINUM WINDOW	ALUMINUM WINDOW	ALUMINUM WINDOW	INTERIOR WINDOW

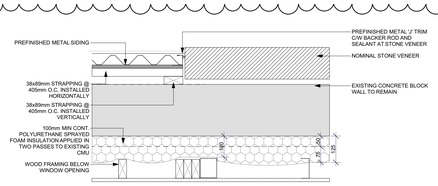

14 A-201 PLAN AT UNDERSIDE OF WINDOW (BLOCK WALL)
SCALE: 1:10

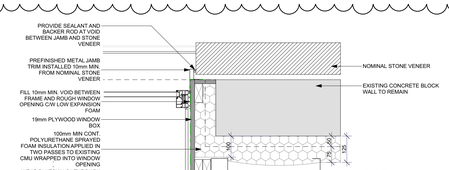

15 A-201 WINDOW JAMB DETAIL (BLOCK WALL)
SCALE: 1:10

Revn'D	Change	Revision	Date
02	ADD-01	ADDENDUM 01	2025.11.19
01		ISSUED FOR TENDER	2025.10.28

Revision History

Drawing Name: **EXTERIOR ELEVATIONS**

TOWN OF SOUTH BRUCE PENINSULA

Drawings are the property of G. M. Diemert Architect Inc. and shall not be reproduced or published without the written consent of G. M. Diemert Architect Inc.

G. M. DIEMERT ARCHITECT INC.
Suite 201
957 Fourth Avenue East
OWEN SOUND, ONTARIO, N4K 2N9,
tel: 519-376-1975

OWNER:
Town of South Bruce Peninsula
315 George Street
Wiarton, N0H 2T0

PROJECT:
New Townhall Offices
370 William Street, Wiarton, Ontario

Drawing Number: **A-201**

Project Number: **2404**

ORIGINAL DRAWING
SIZE: **ARCH E** (1220 x 915mm) (48" x 36")

S:\2024\2404-TSBP\Dwgs\20251107-370WilliamStWiartonON.pln

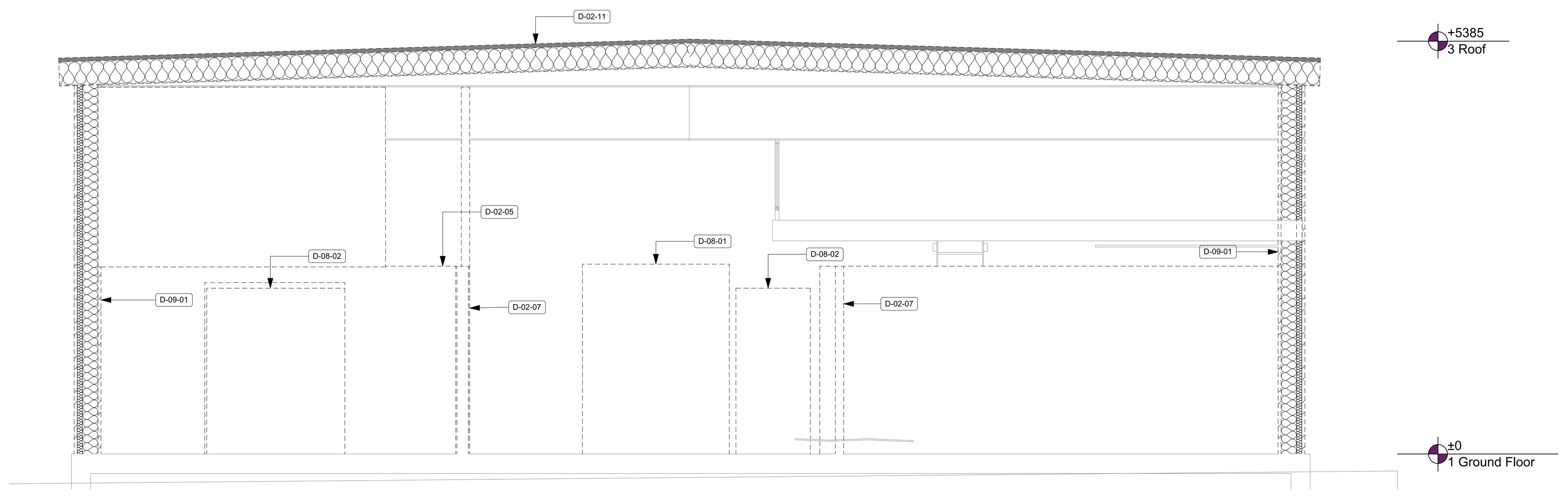

3 / A-301 EXIST Section
SCALE: 1:50

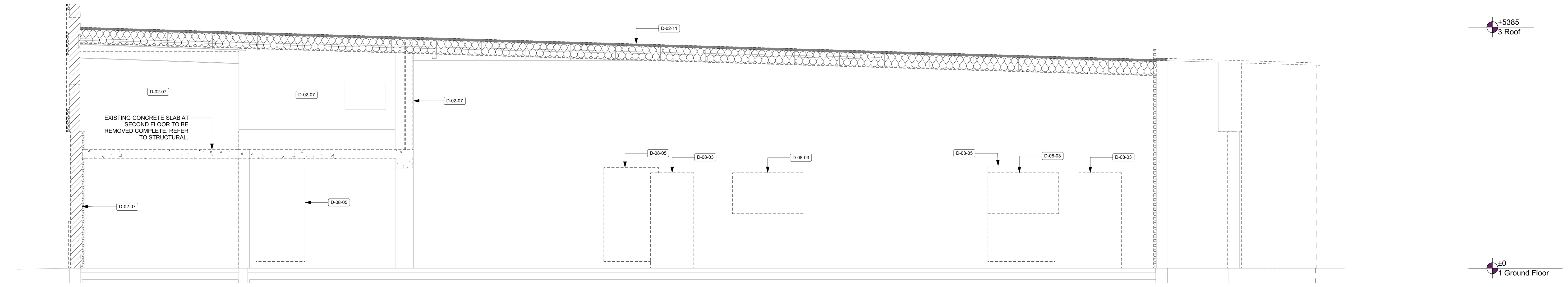

2 / A-301 EXIST Section
SCALE: 1:50

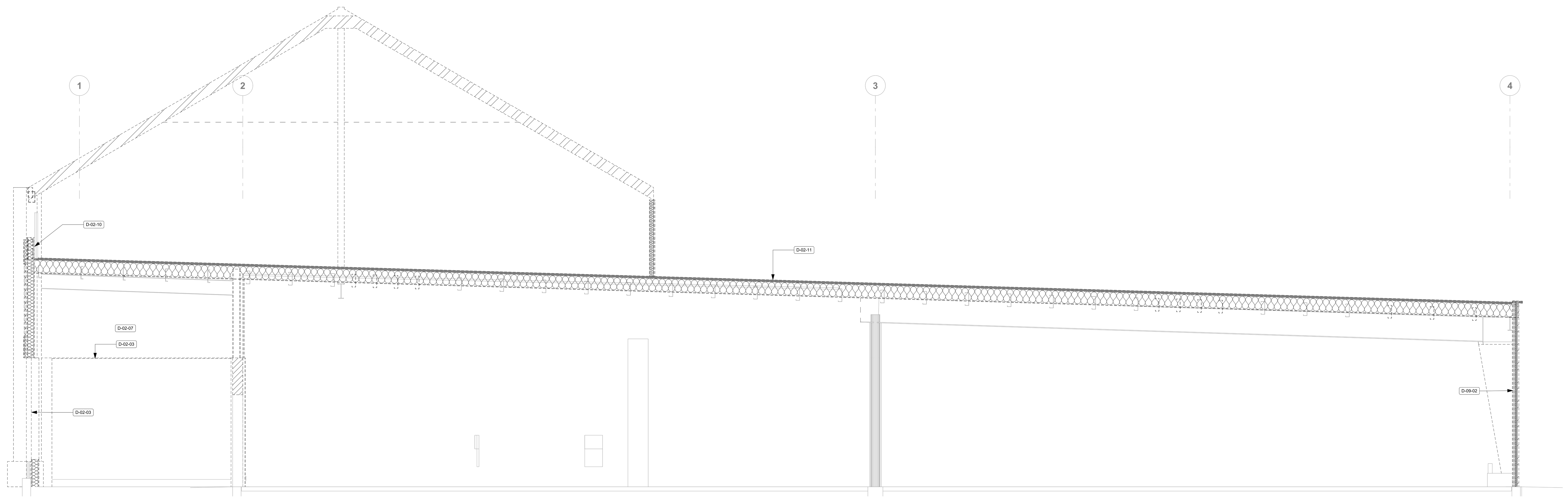

1 / A-301 EXIST Section
SCALE: 1:50

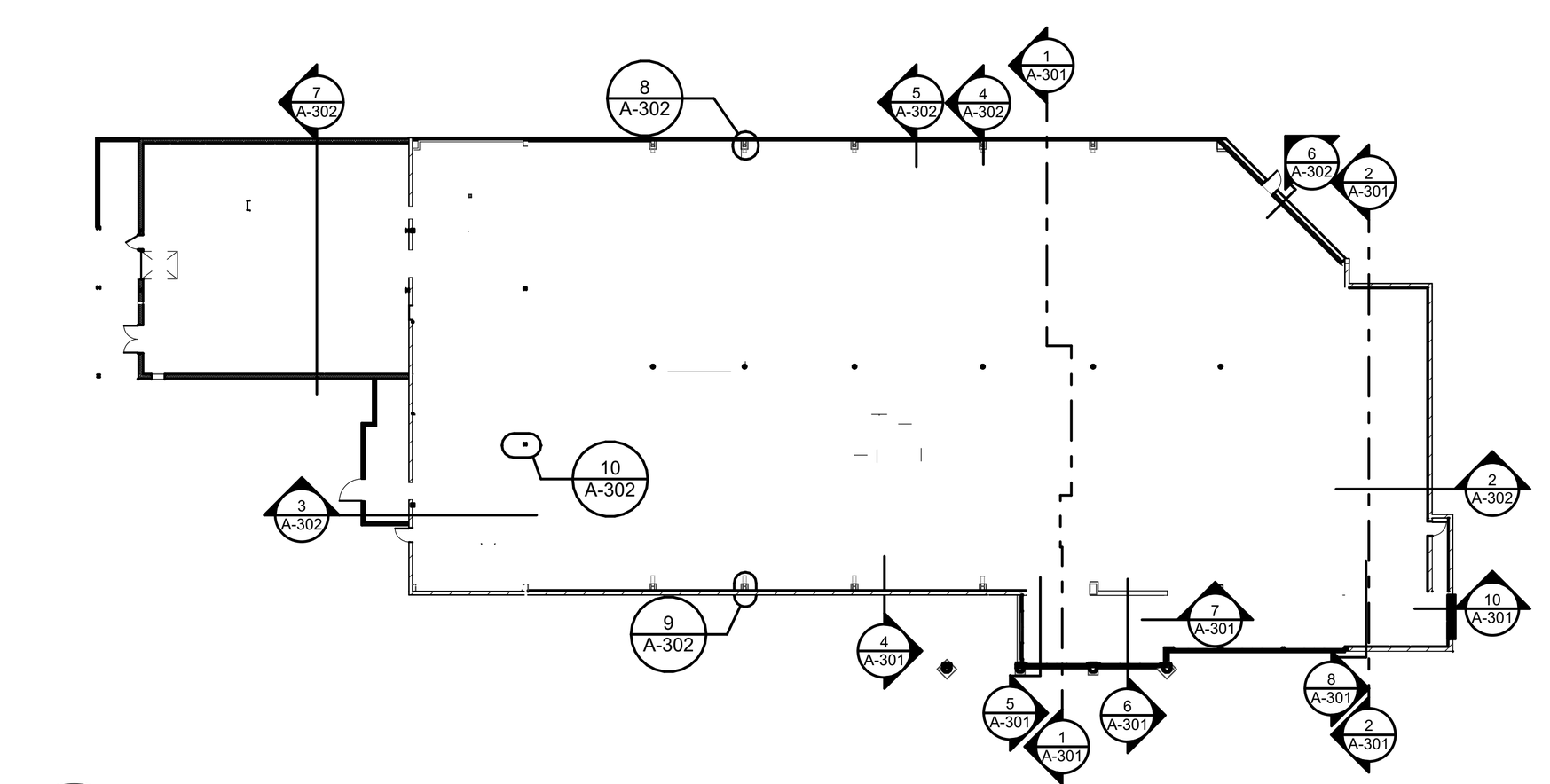

9 / A-301 KEY PLAN - EXISTING
SCALE: 1:500

BUILDING DEMOLITION NOTES	
D-02-03	EXISTING DOOR / WINDOW OR DEVICE TO BE REMOVED COMPLETELY,AS REQUIRED. OPENING TO BE FILLED IN WITH NEW CONSTRUCTION (SEE ARCH. DWGS).
D-02-05	EXISTING WALLS, DOORS & FRAMES, MILLWORK, EQUIPMENT, SINKS, ETC. SHOWN DASHED TO BE REMOVED COMPLETELY (TYP) . SEE MECHANICAL / ELECTRICAL DRAWINGS FOR DISCONNECTION / TERMINATION OF SERVICES.
D-02-07	EXISTING WALL TO BE REMOVED, WHERE WALL IS A LOADBEARING WALL. PROVIDE NEW BEAM TO CARRY EXISTING FLOOR/ROOF AND WALL ABOVE (SEE STRUCTURAL DWGS).
D-02-10	REMOVE EXISTING ROOF PARAPET COMPLETELY DOWN TO ROOF DECK LEVEL
D-02-11	STRIP EXISTING ROOFING & INSULATION TO EXPOSE EXISTING STEEL STRUCTURE. DISPOSE OF ROOFING IN APPROPRIATE LANDFILL.
D-08-01	EXISTING OVERHEAD DOOR TO BE REMOVED COMPLETELY,AS REQUIRED. OPENING TO BE FILLED IN WITH NEW CONSTRUCTION (SEE ARCH. DWGS).
D-08-02	EXISTING DOOR AND FRAME TO BE REMOVED COMPLETELY,AS REQUIRED. OPENING TO BE FILLED IN WITH NEW CONSTRUCTION (SEE ARCH. DWGS).
D-08-03	INFILL EXISTING OPENING WITH NEW CONSTRUCTION. REFER TO ARCH. DWGS.
D-08-05	PROVIDE OPENING IN EXISTING WALL TO ACCOMMODATE NEW DOOR. REFER TO FLOOR PLANS AND DOOR SCHEDULE FOR DIMENSIONS.
D-09-01	REMOVE CLADDING AROUND EXTERIOR STEEL COLUMNS TYP. AND REMOVE DAMAGED CONCRETE FROM EXISTING CONCRETE PIERS
D-09-02	REMOVE EXISTING EXTERIOR WALL, STRUCTURAL COLUMNS TO REMAIN. WHERE WALL IS A LOADBEARING WALL. PROVIDE NEW BEAM TO CARRY EXISTING FLOOR/ROOF AND WALL ABOVE.

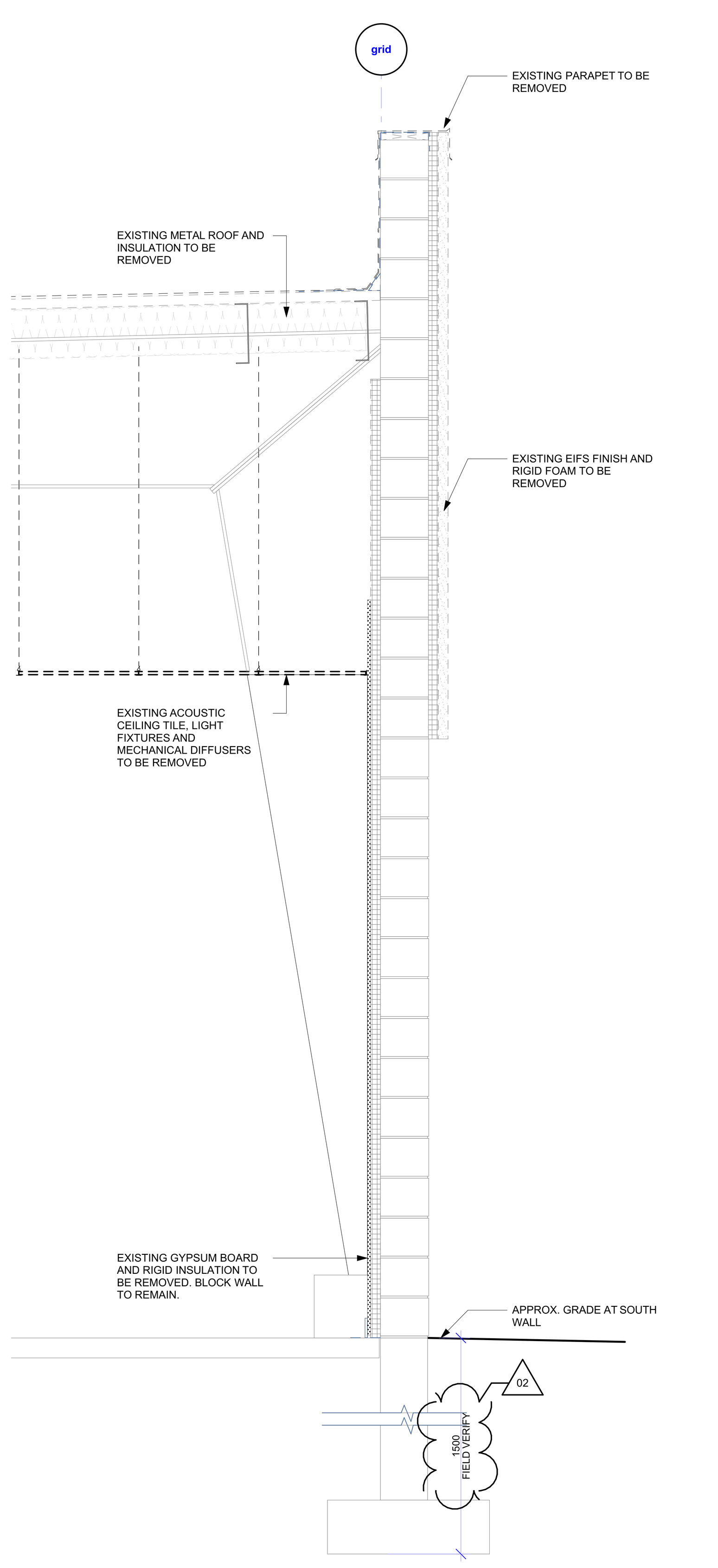

4 / A-301 SECTION THROUGH EXISTING SOUTH WALL
SCALE: 1:20

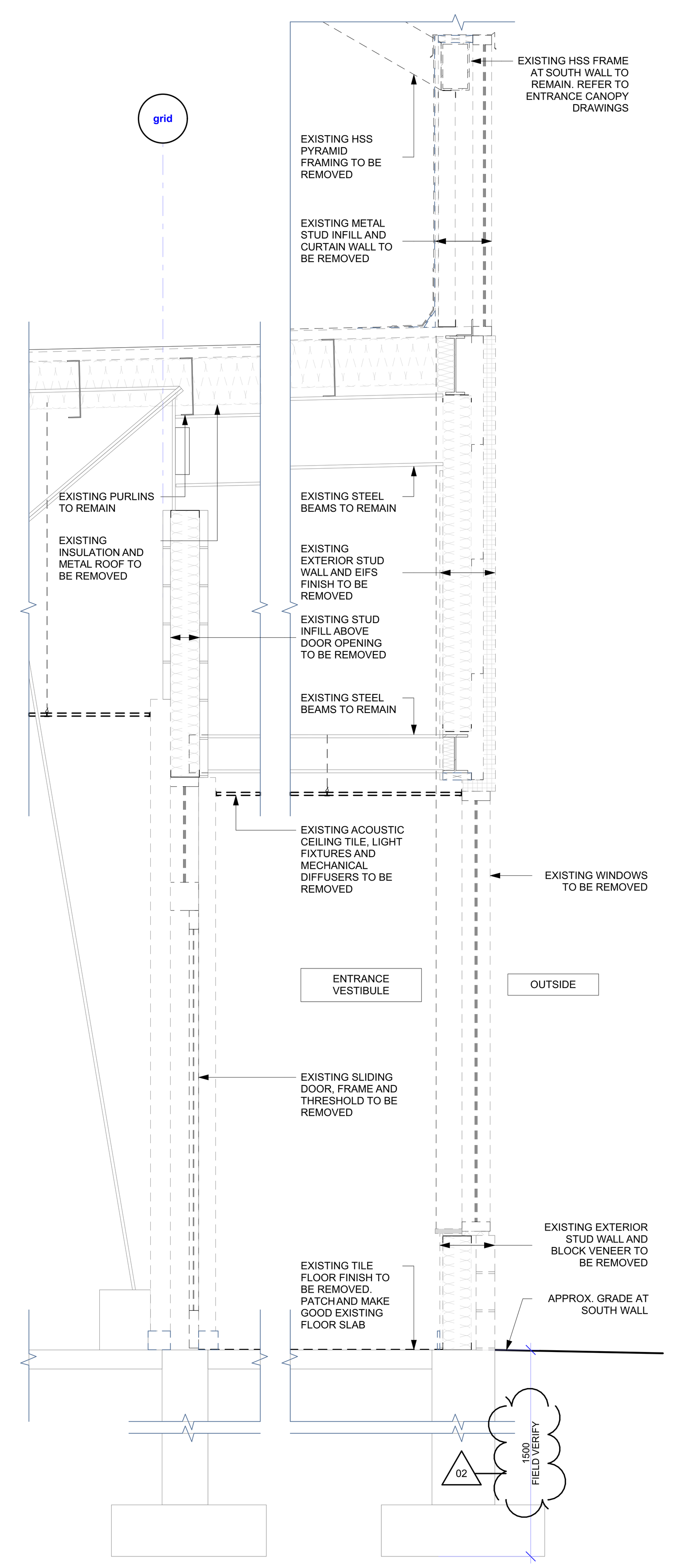

5 / A-301 SECTION THROUGH EXISTING ENTRANCE VESTIBULE AT DOOR
SCALE: 1:20

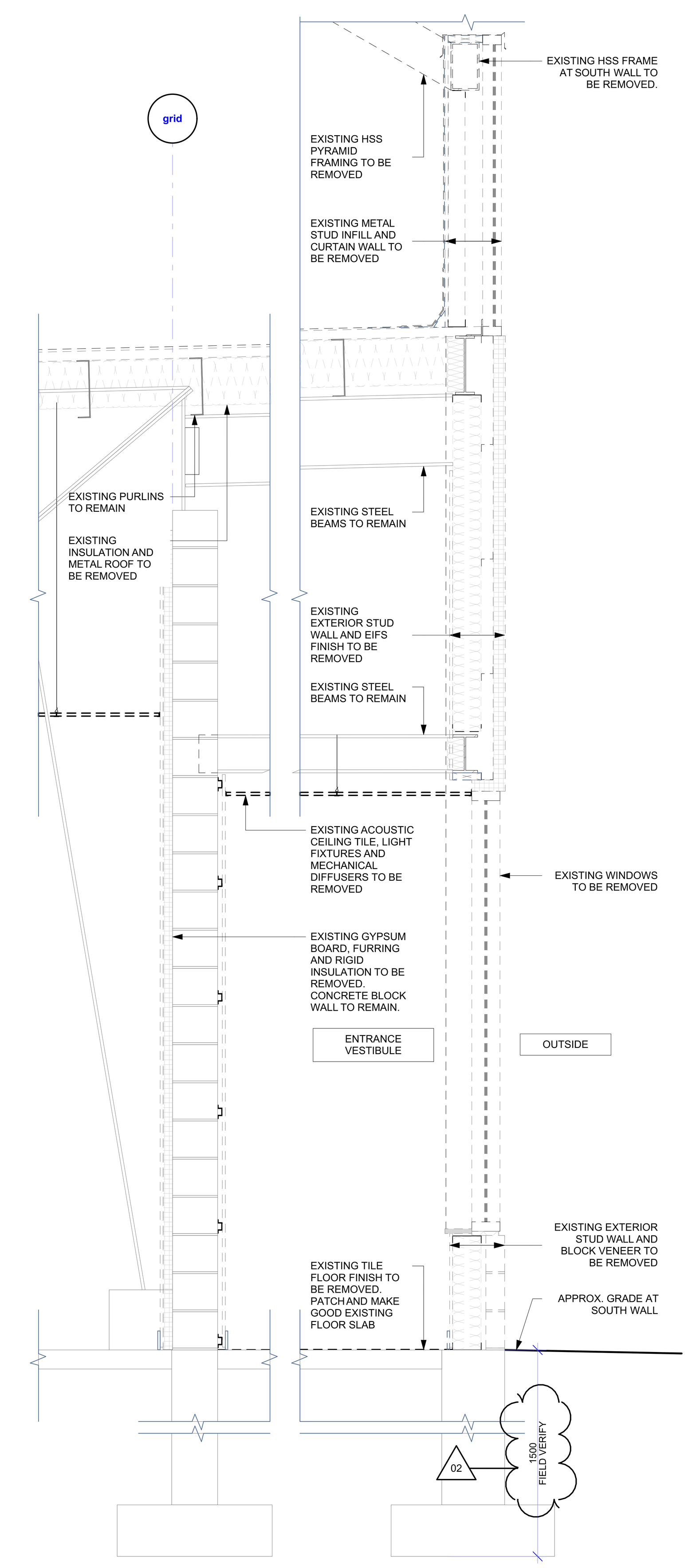

6 / A-301 SECTION THROUGH EXISTING ENTRANCE VESTIBULE
SCALE: 1:20

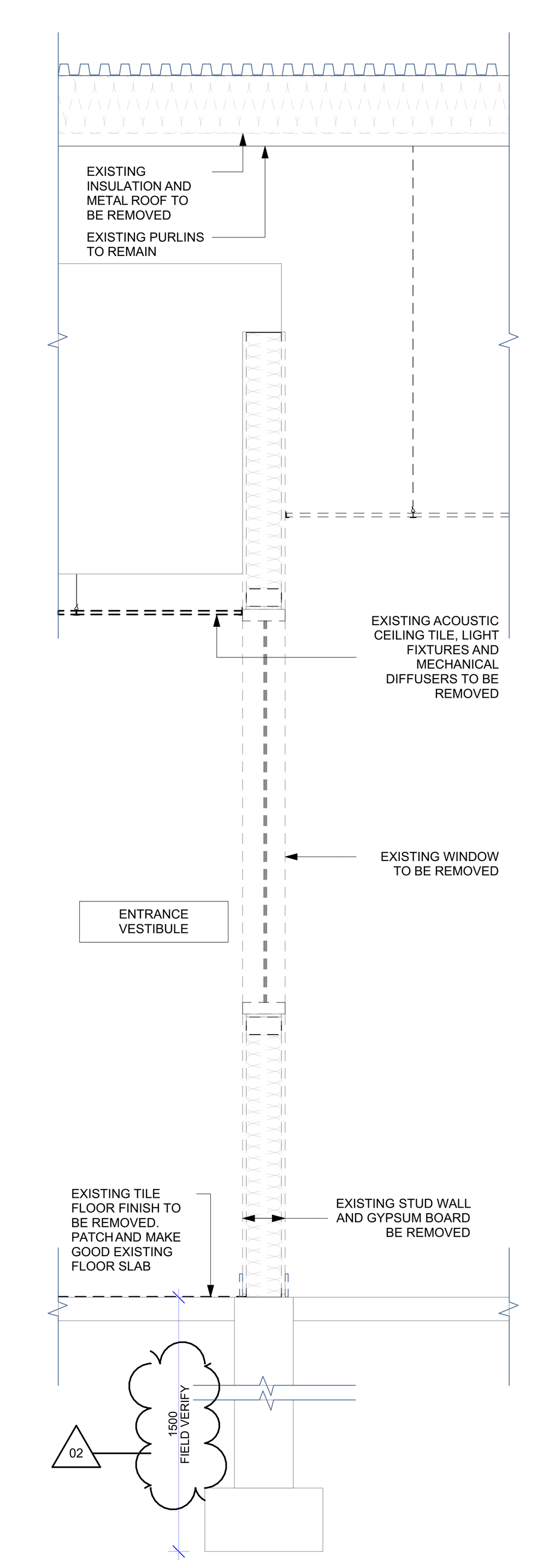

7 / A-301 SECTION THROUGH STUD WALL AT VESTIBULE
SCALE: 1:20

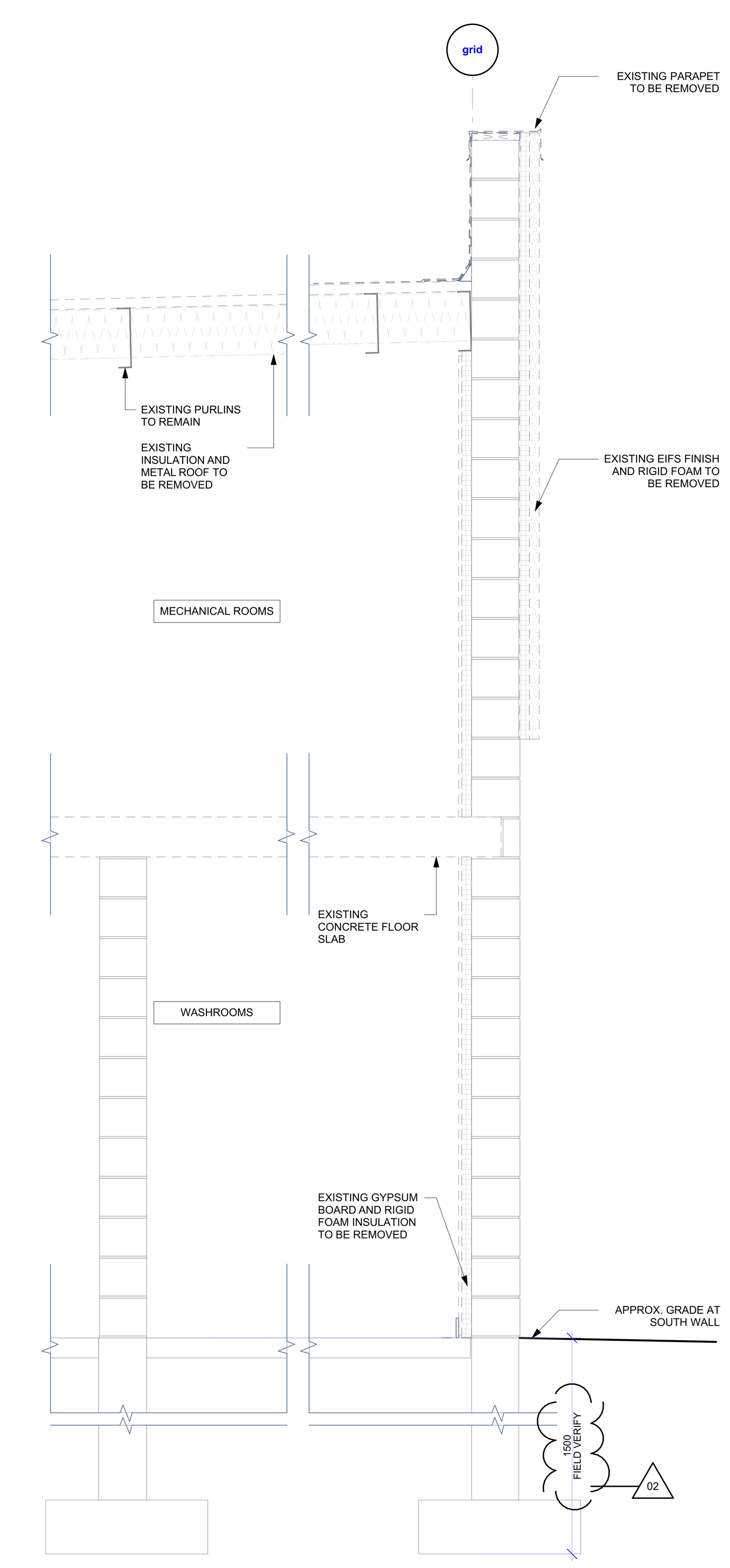

8 / A-301 SECTION THROUGH SOUTH WALL AT MECHANICAL ROOM
SCALE: 1:20

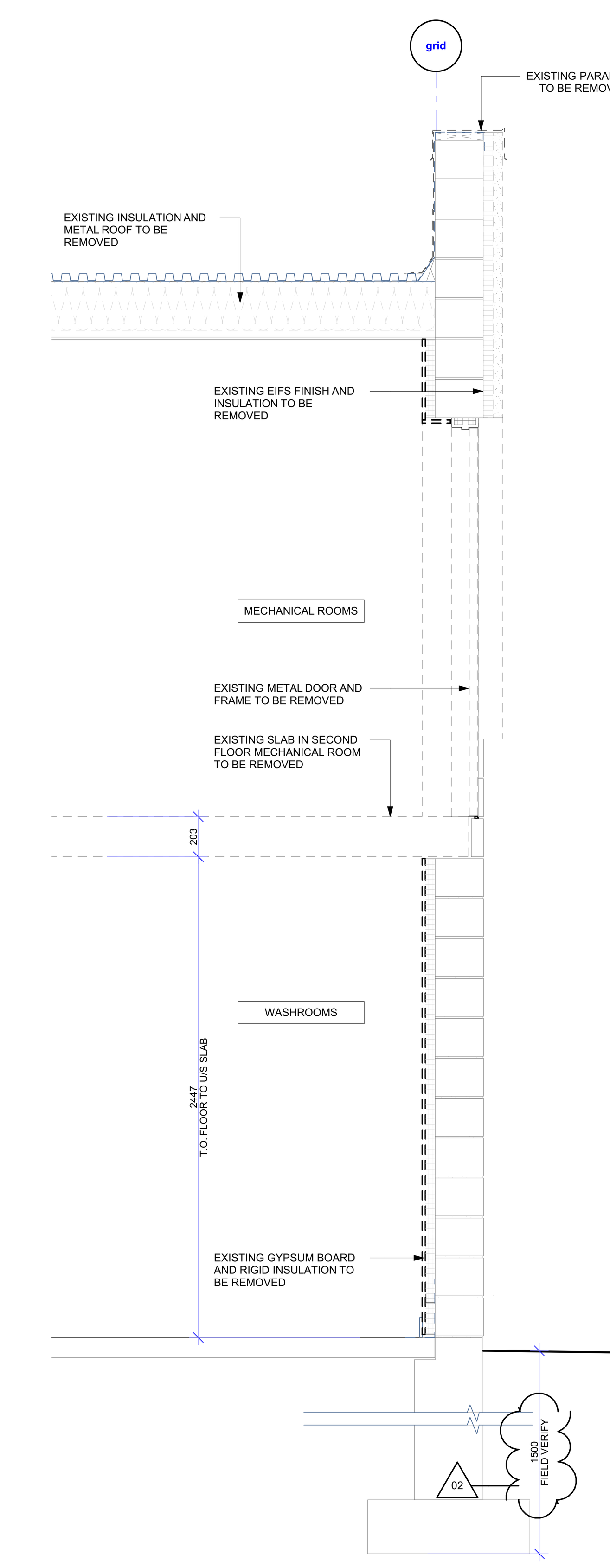

10 / A-301 SECTION THROUGH EAST WALL AT MECHANICAL ROOM
SCALE: 1:20

RevID	Change	Revision	Date
02	ADD-01	ADDENDUM 01	2025.11.19
01		ISSUED FOR TENDER	2025.10.28

Revision History

TOWN OF SOUTH BRUCE PENINSULA

Drawings are the property of G. M. Diemert Architect Inc. and shall not be reproduced or altered without the written consent of G. M. Diemert Architec Inc.

G. M. DIEMERT ARCHITECT INC.
Suite 201
957 Fourth Avenue East
OWEN SOUND, ONTARIO, N4K 2N9,
tel: 519-376-1975

OWNER:
Town of South Bruce Peninsula
315 George Street
Wiarton, N0H 2T0

PROJECT:
New Townhall Offices
370 William Street, Wiarton, Ontario

Drawing Name
EXISTING BUILDING SECTIONS

Drawing Number: **A-301**

Project Number: **2404**

ORIGINAL DRAWING SIZE: **ARCH E** (1220 x 915mm) (48" x 36")

S:\2024\2404-TSBP\Dwgs\20251107-370WilliamStWiartnON.pln

S:\2024\2404-TSBP\Dwgs\20251107-370WilliamStWiartnON.pln

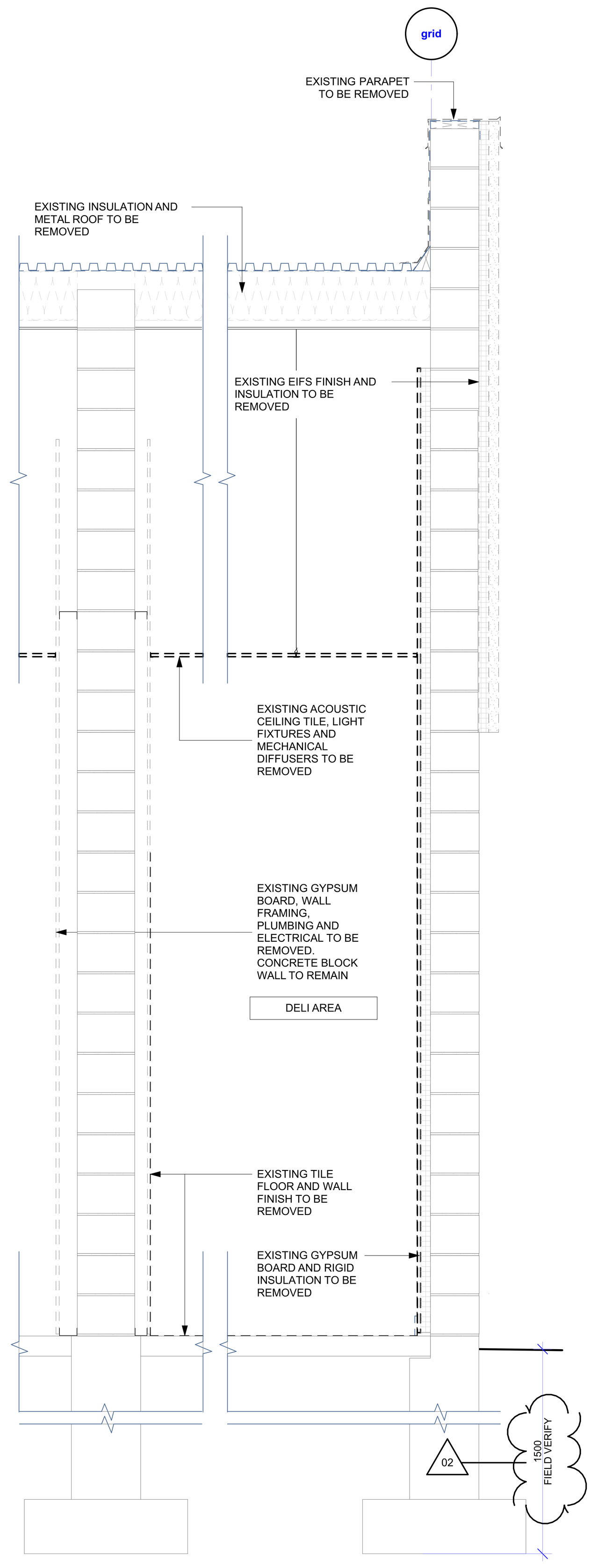

2 A-302 SECTION THROUGH EAST WALL AT DELI AREA
SCALE: 1:20

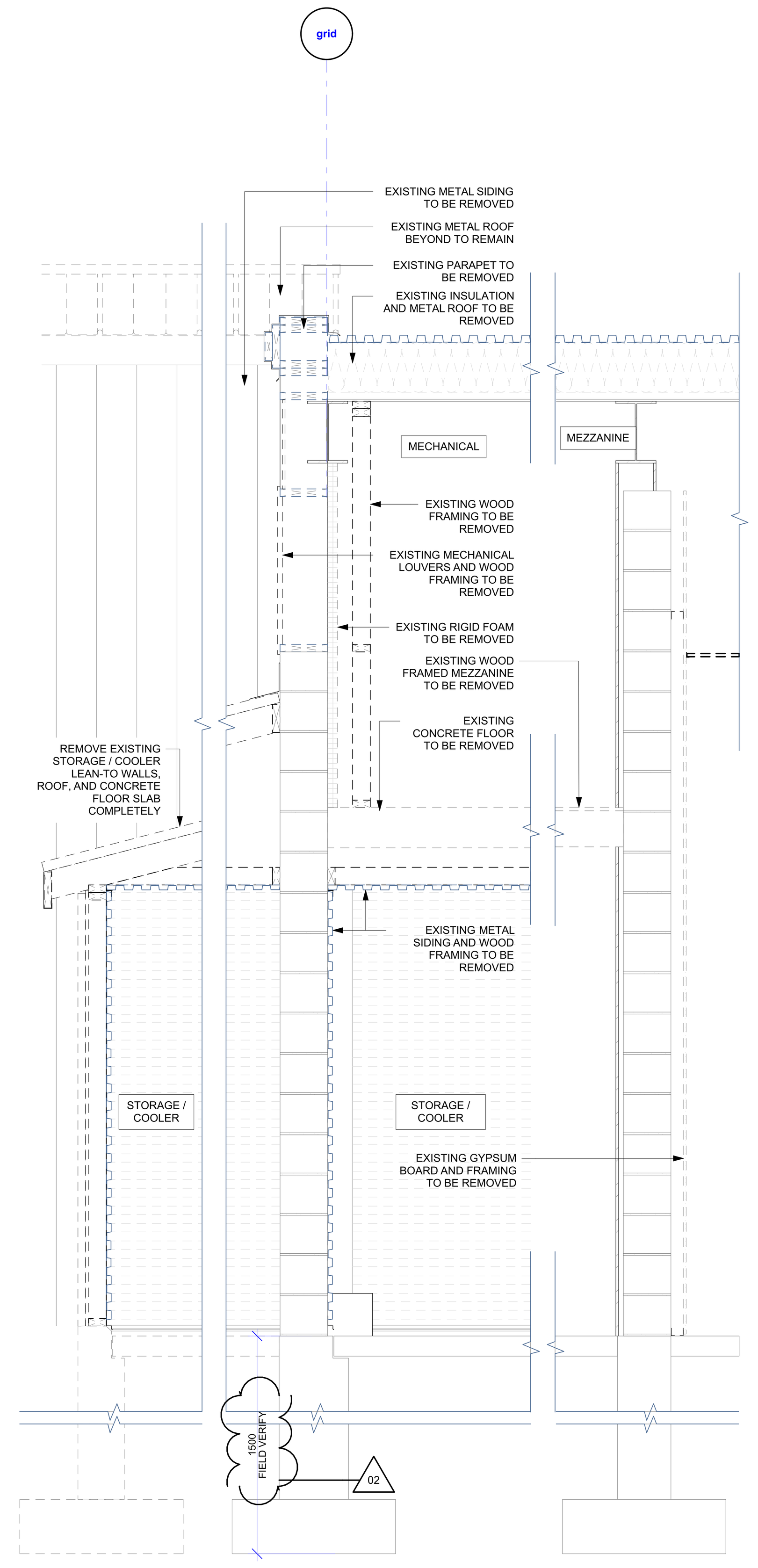

3 A-302 SECTION THROUGH WEST WALL AT STORAGE LEAN-TO
SCALE: 1:20

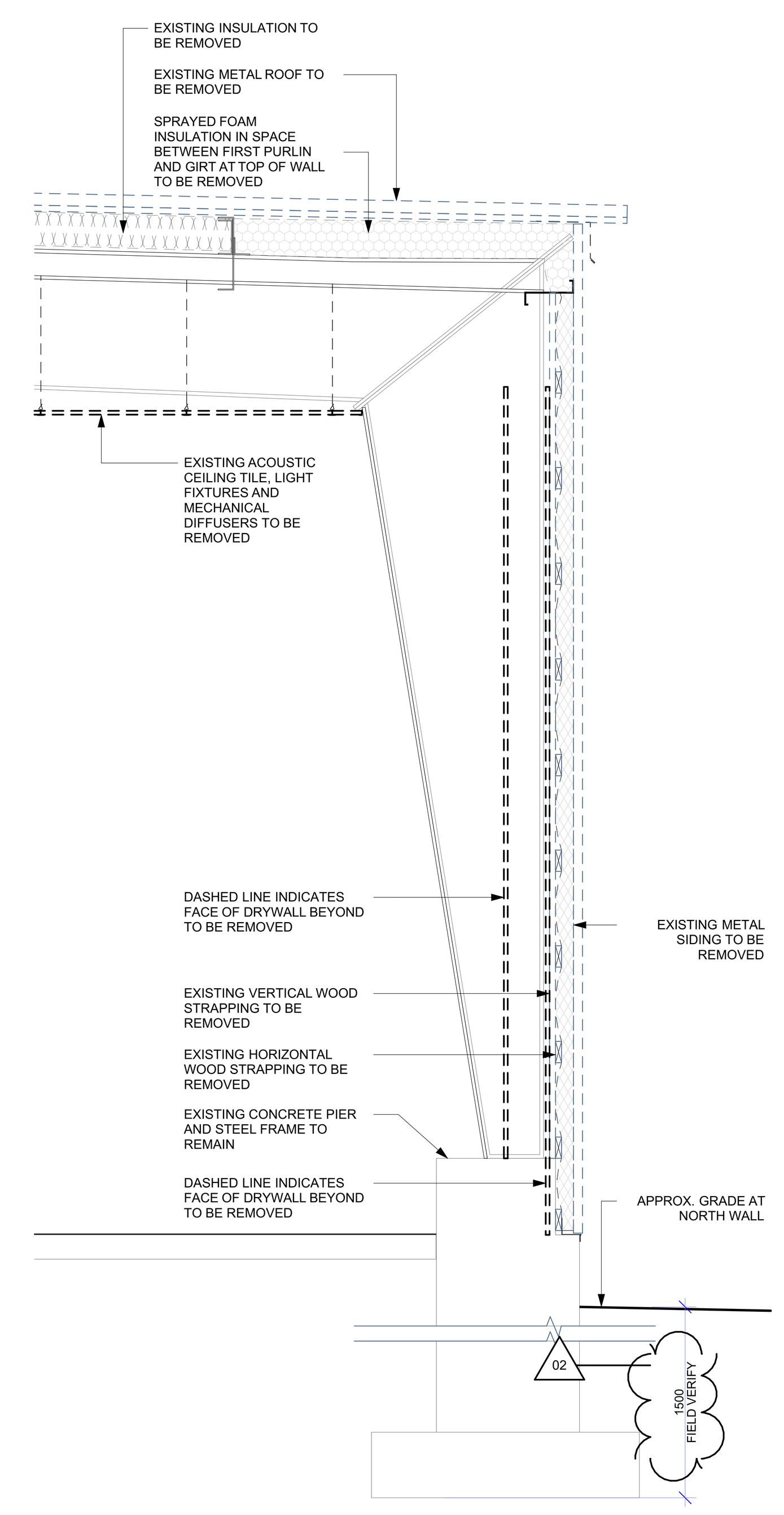

4 A-302 SECTION THROUGH NORTH WALL AT EXISTING STRUCTURE
SCALE: 1:20

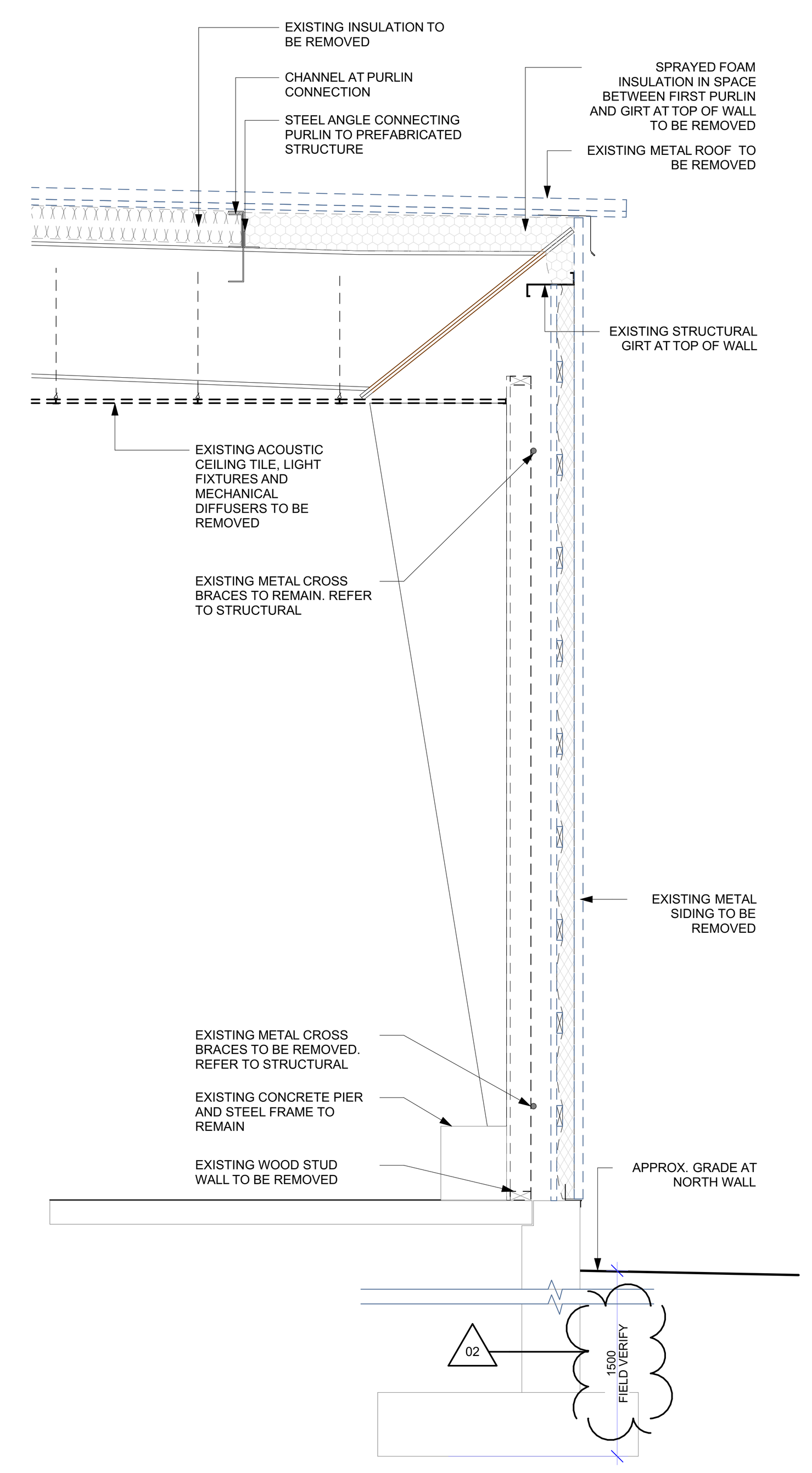

5 A-302 SECTION THROUGH NORTH WALL AT CROSS BRACING
SCALE: 1:20

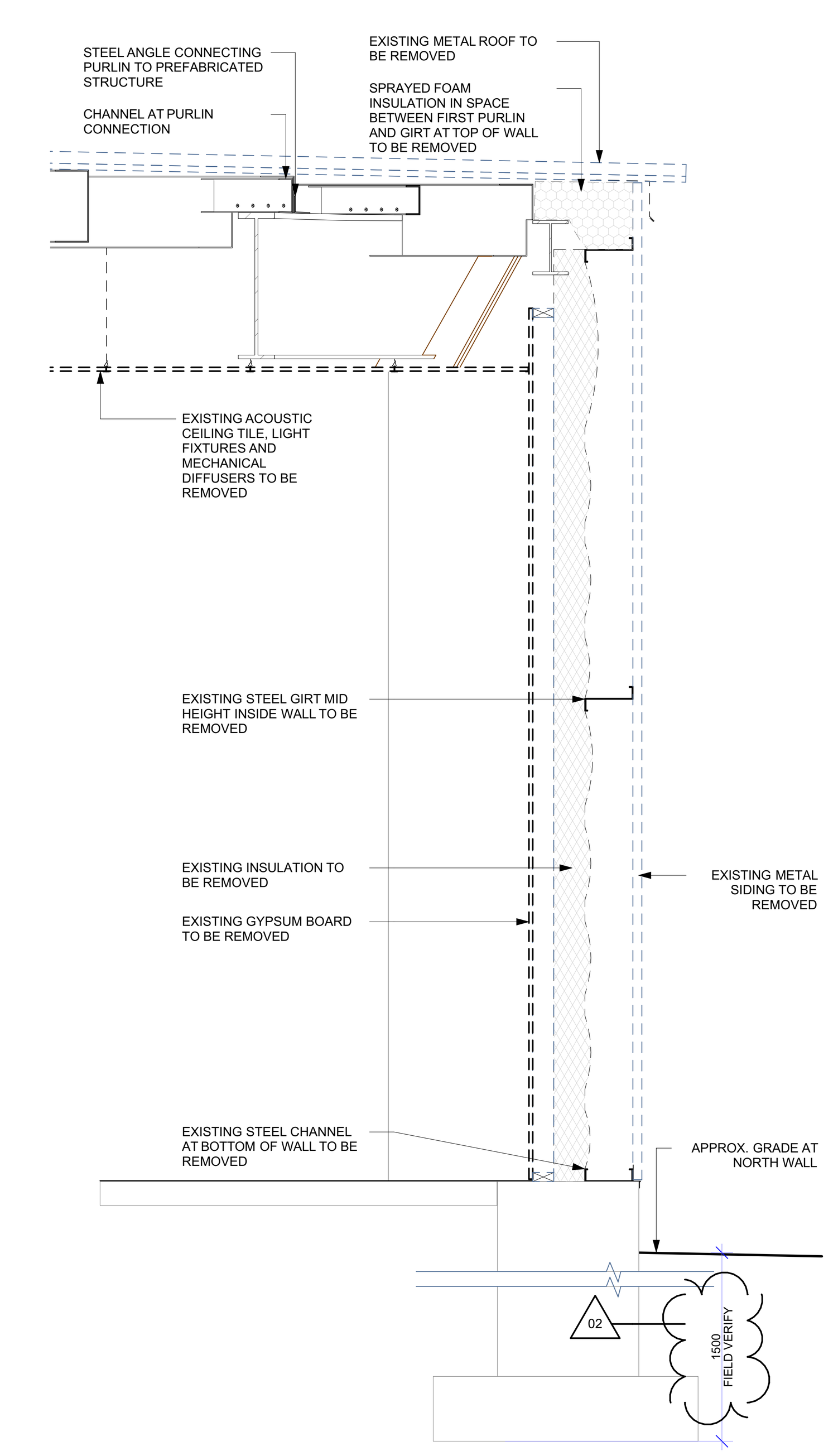

6 A-302 SECTION THROUGH NORTH / EAST WALL
SCALE: 1:20

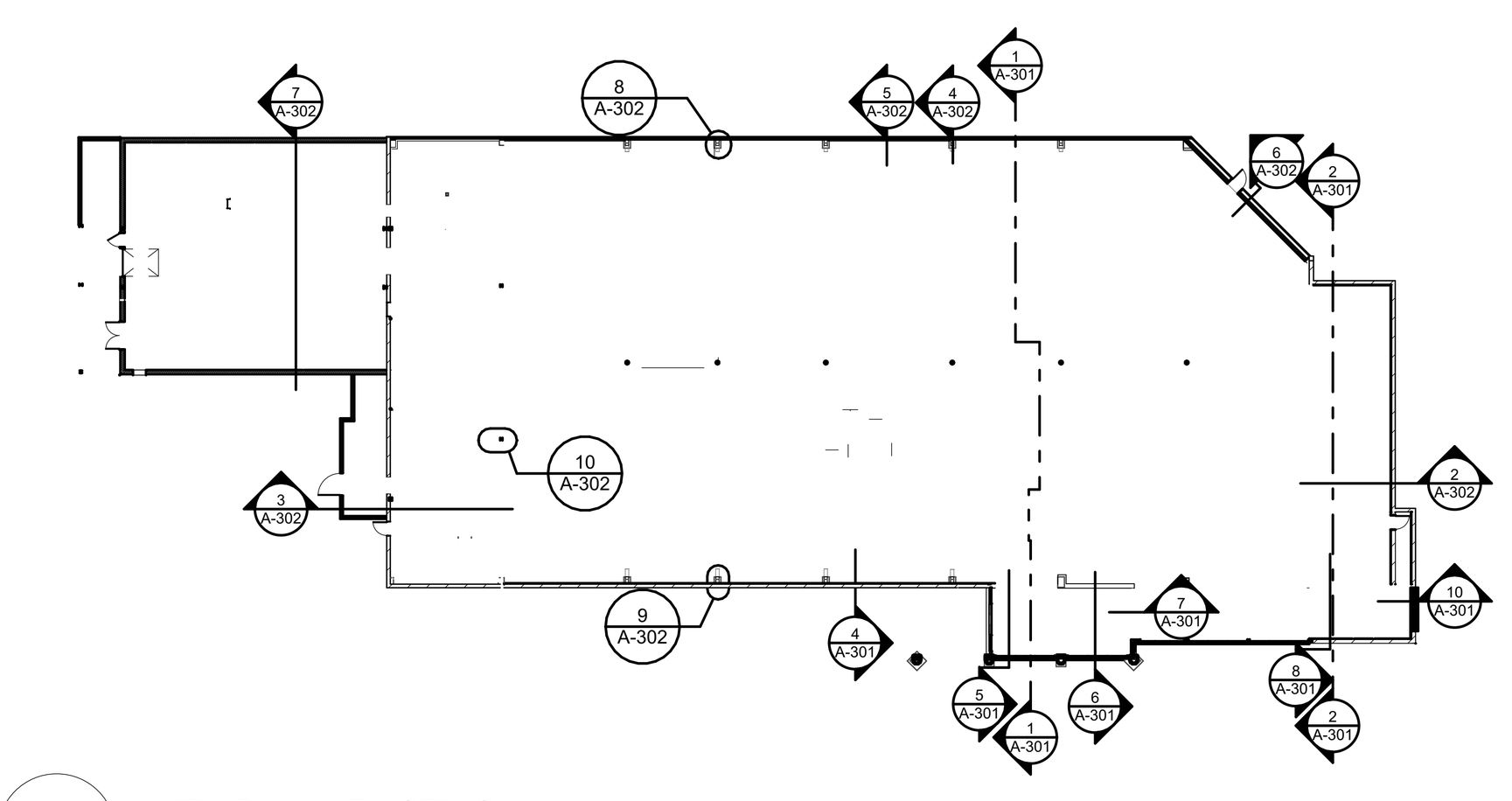

1 A-302 KEY PLAN - EXISTING
SCALE: 1:500

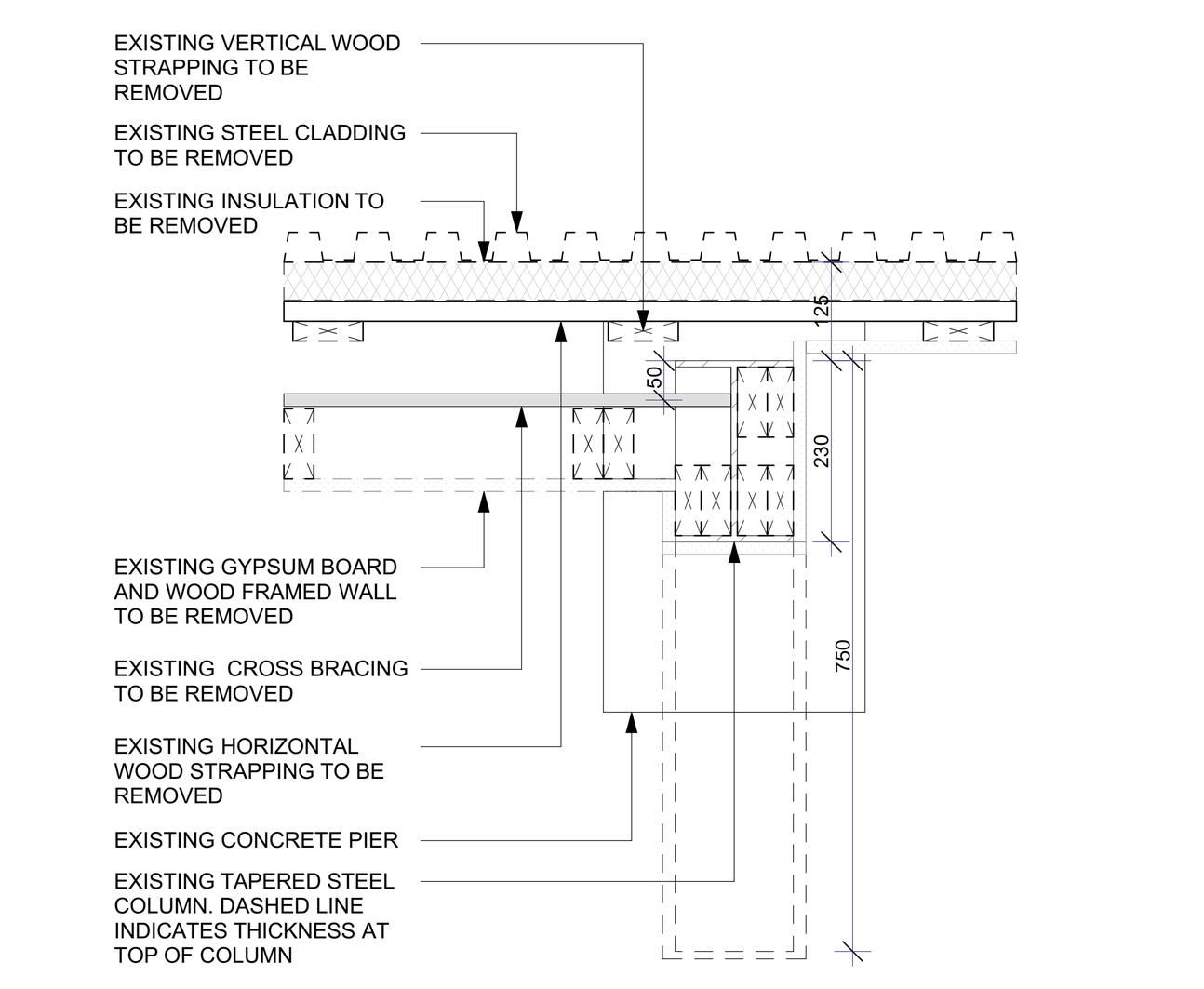

8 A-302 PLAN DETAIL AT EXISTING COLUMN (NORTH WALL)
SCALE: 1:10

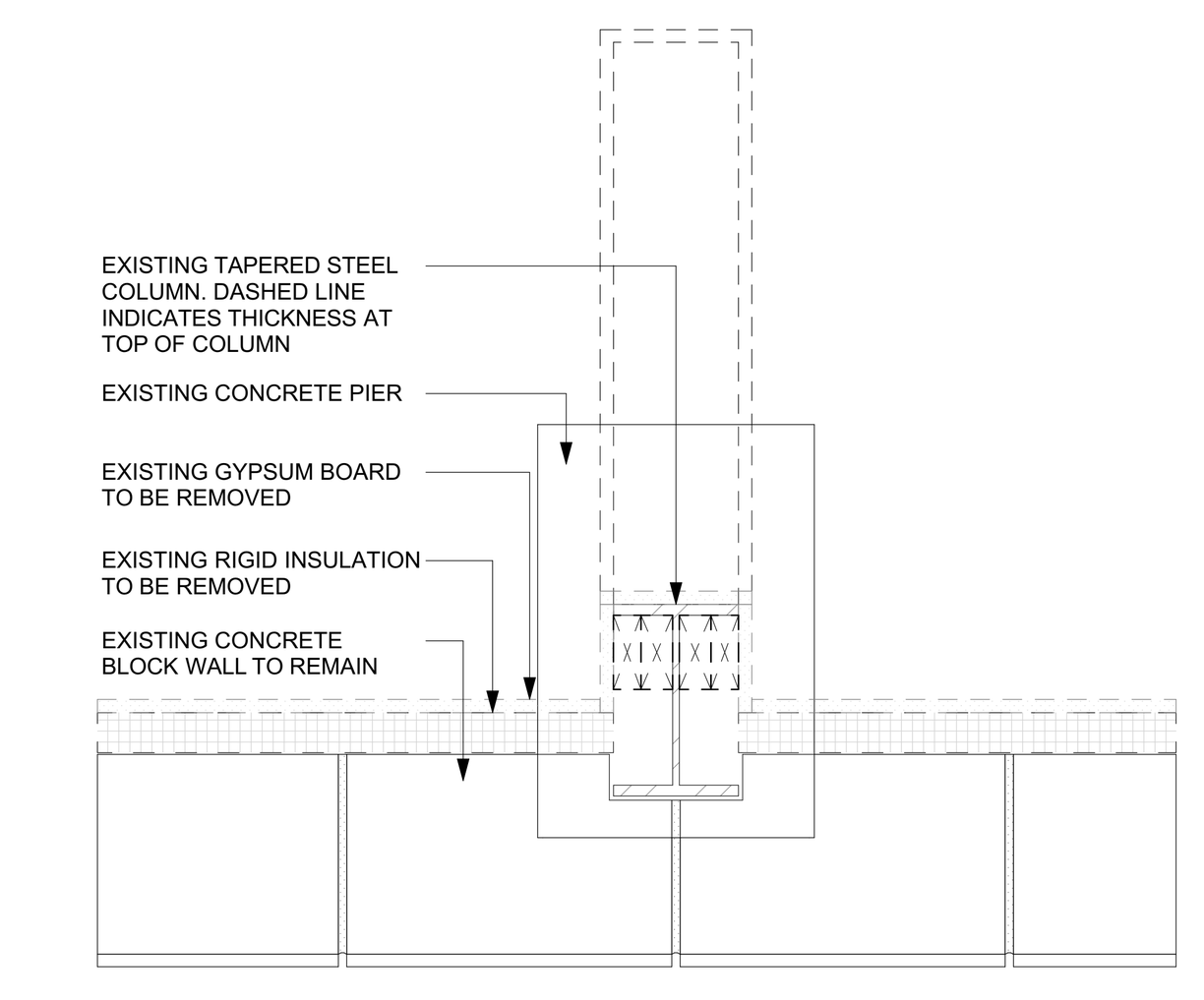

9 A-302 PLAN DETAIL AT EXISTING COLUMN (SOUTH WALL)
SCALE: 1:10

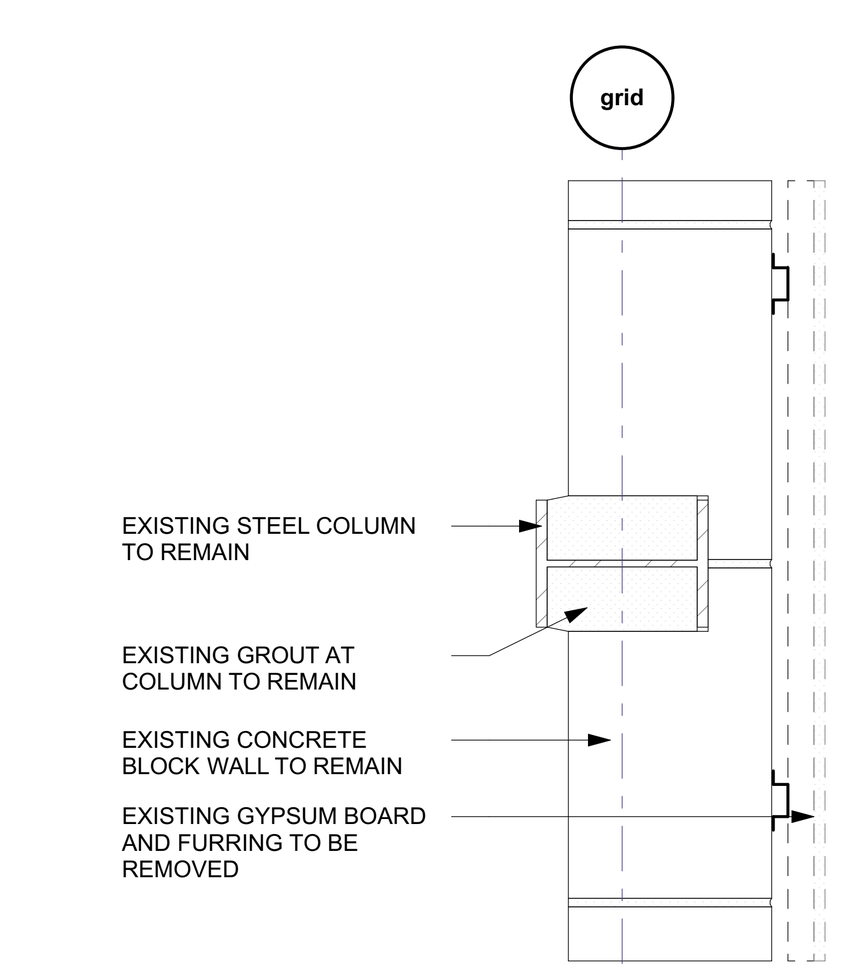

10 A-302 PLAN DETAIL AT EXISTING COLUMN (BLOCK WALL)
SCALE: 1:10

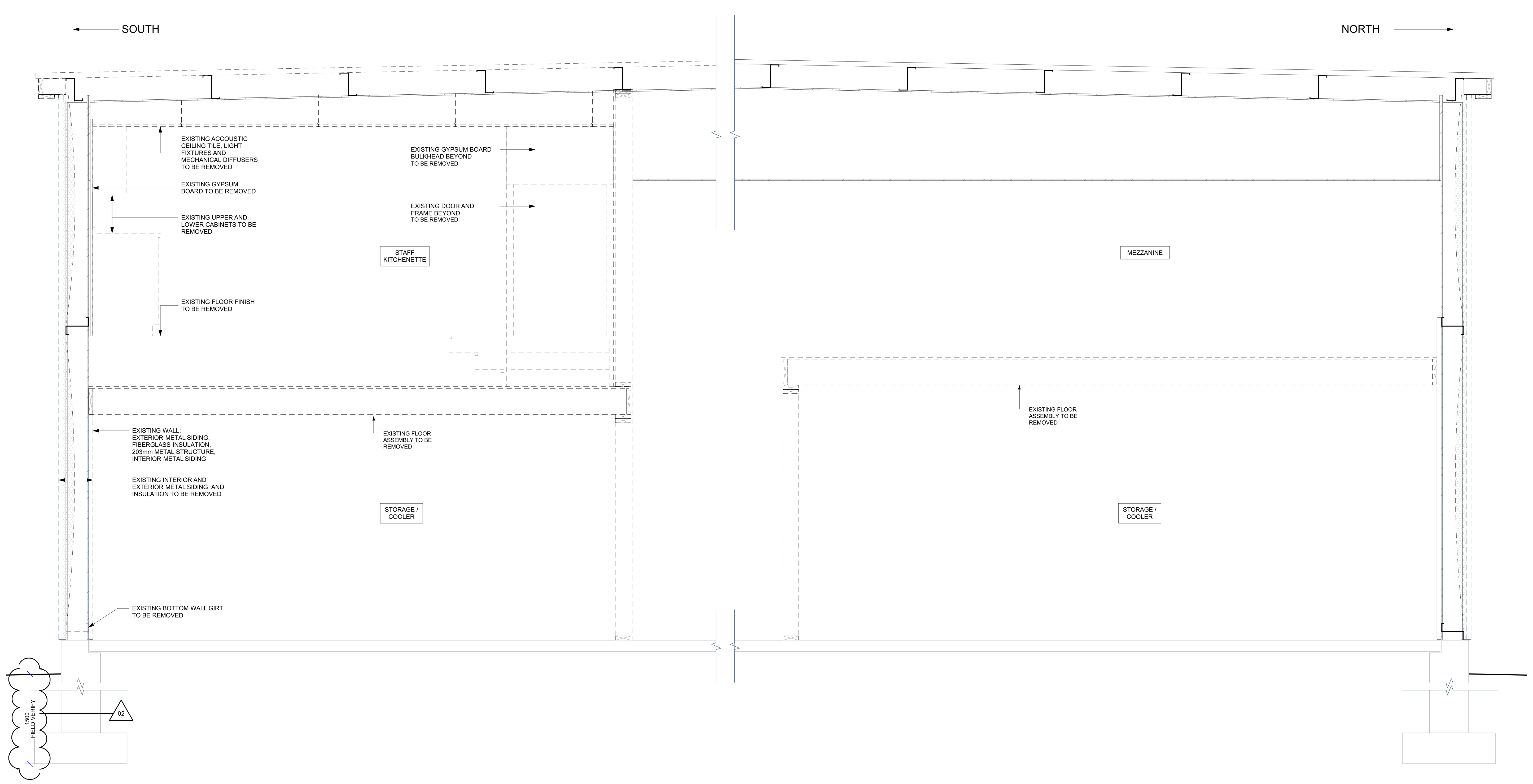

7 A-302 SECTION THROUGH WEST WING
SCALE: 1:20

RevID	Change	Revision	Date
02	ADD-01	ADDENDUM 01	2025.11.19
01		ISSUED FOR TENDER	2025.10.28

Revision History

TOWN OF SOUTH BRUCE PENINSULA

Drawings are the property of G. M. Diemert Architect Inc. and shall not be reproduced or altered without the written consent of G. M. Diemert Architec Inc.

G. M. DIEMERT ARCHITECT INC.
Suite 201
957 Fourth Avenue East
OWEN SOUND, ONTARIO, N4K 2N9,
tel: 519-376-1975

OWNER:
Town of South Bruce Peninsula
315 George Street
Wiarton, N0H 2T0

PROJECT:
New Townhall Offices
370 William Street, Wiarton, Ontario

Drawing Name
EXISTING WALL SECTIONS

Drawing Number: **A-302**

Project Number: **2404**

ORIGINAL DRAWING SIZE: **ARCH E** (1220 x 915mm) (48" x 36")

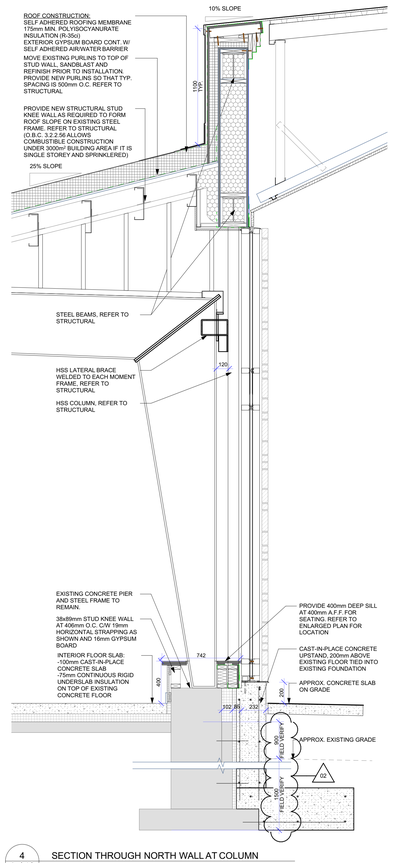

4 A-310 SECTION THROUGH NORTH WALL AT COLUMN
SCALE: 1:20

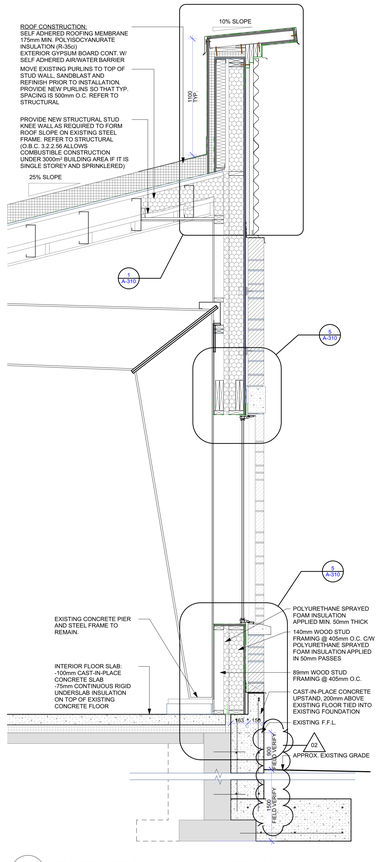

5 A-310 SECTION THROUGH NORTH WALL WINDOW TYP.
SCALE: 1:20

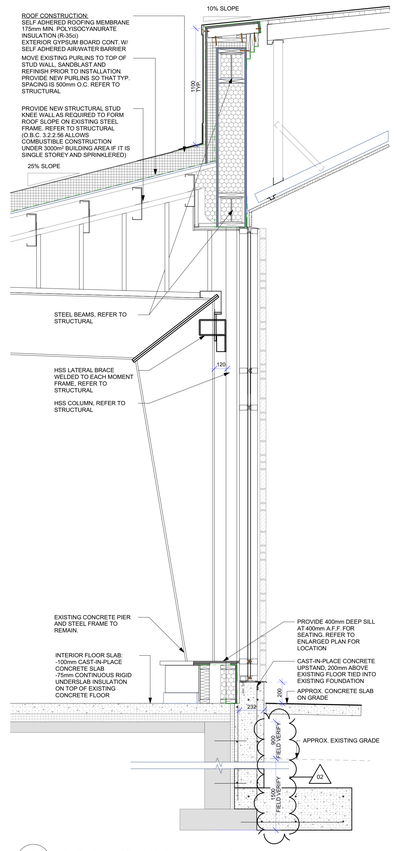

8 A-310 SECTION THROUGH NORTH WALL AT SILL
SCALE: 1:20

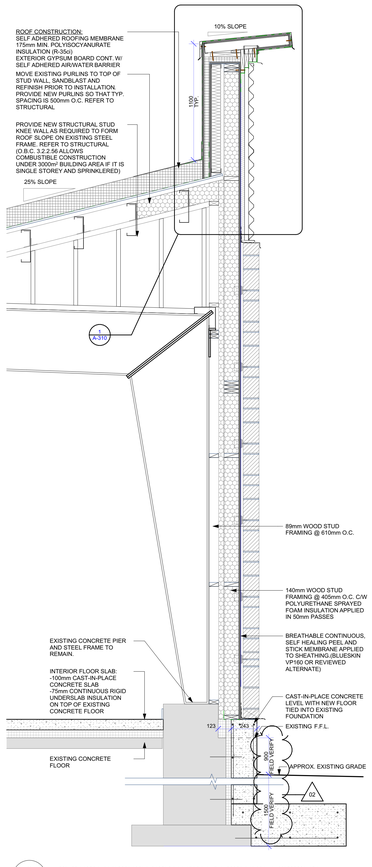

9 A-310 SECTION THROUGH NORTH WALL AT COLUMN (EXPOSED)
SCALE: 1:20

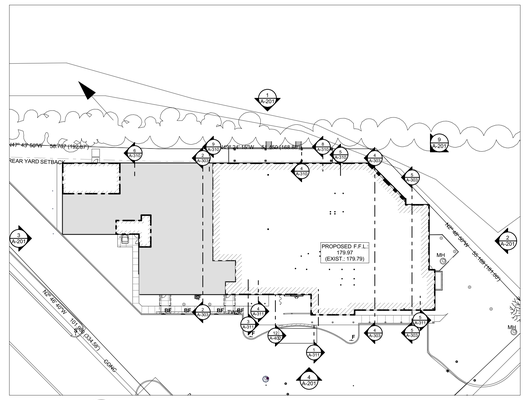

7 A-310 KEY PLAN - NEW
SCALE: 1:500

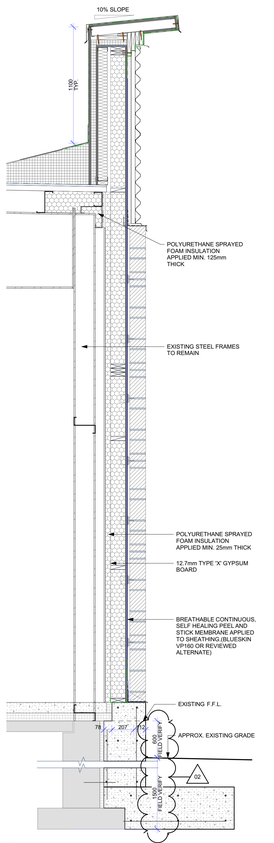

6 A-310 SECTION THROUGH NORTH WALL AT WEST WING
SCALE: 1:20

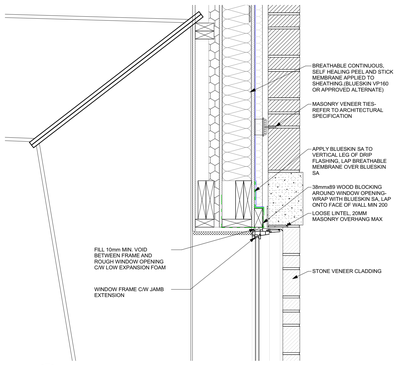

2 A-310 TYP. HEAD OF WINDOW - WOOD FRAMED WALL
SCALE: 1:10

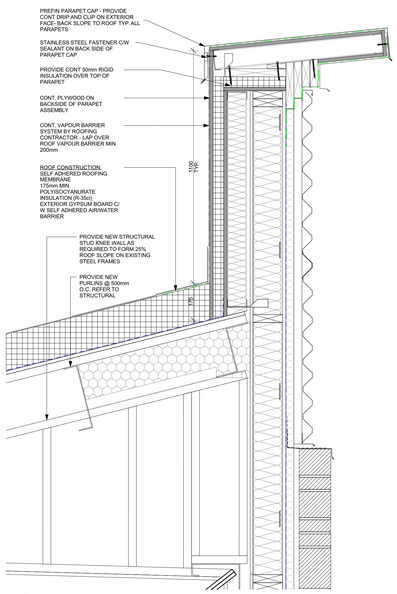

1 A-310 TYP. PARAPET AT WOOD FRAMED WALL
SCALE: 1:10

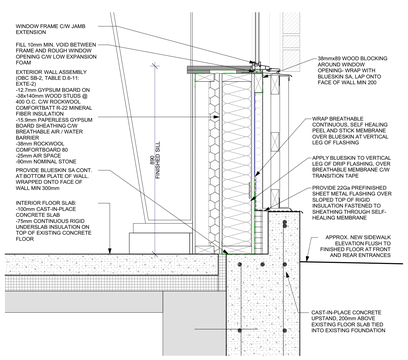

3 A-310 TYP. WINDOW SILL - WOOD FRAMED WALL
SCALE: 1:10

Rev/D	Change	Revision	Date
02	ADD-01	ADDENDUM 01	2025.11.19
01		ISSUED FOR TENDER	2025.10.28

Revision History

TOWN OF SOUTH BRUCE PENINSULA

Drawings are the property of G. M. Diemert Architect Inc. and shall not be reproduced or transmitted without the written consent of G. M. Diemert Architec Inc.

G. M. DIEMERT ARCHITECT INC.
Suite 201
957 Fourth Avenue East
OWEN SOUND, ONTARIO, N4K 2N9,
tel: 519-376-1975

PROJECT:
New Townhall Offices
370 William Street, Wiarton, Ontario

OWNER:
Town of South Bruce Peninsula
315 George Street
Wiarton, N0H 2T0

Drawing Name
WALL SECTIONS

Drawing Number:
A-310

Project Number:
2404

ORIGINAL DRAWING
SIZE: **ARCH E** (1220 x 915mm) (48" x 36")

S:\2024\2404-TSBP\Dwgs\20251107-370WilliamStWiartnON.pln

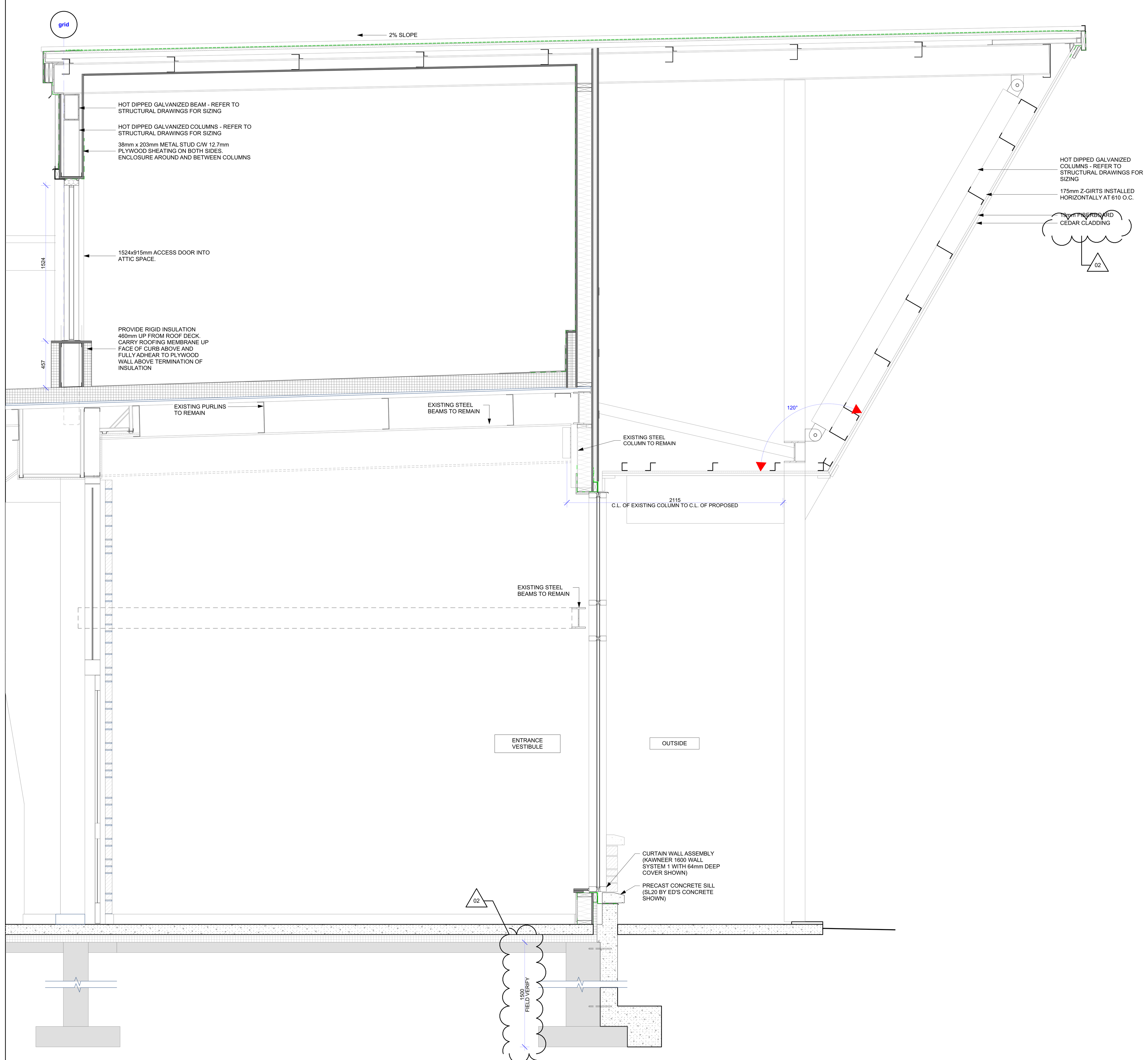

1 A-311 SECTION THROUGH ENTRANCE VESTIBULE
SCALE: 1:20

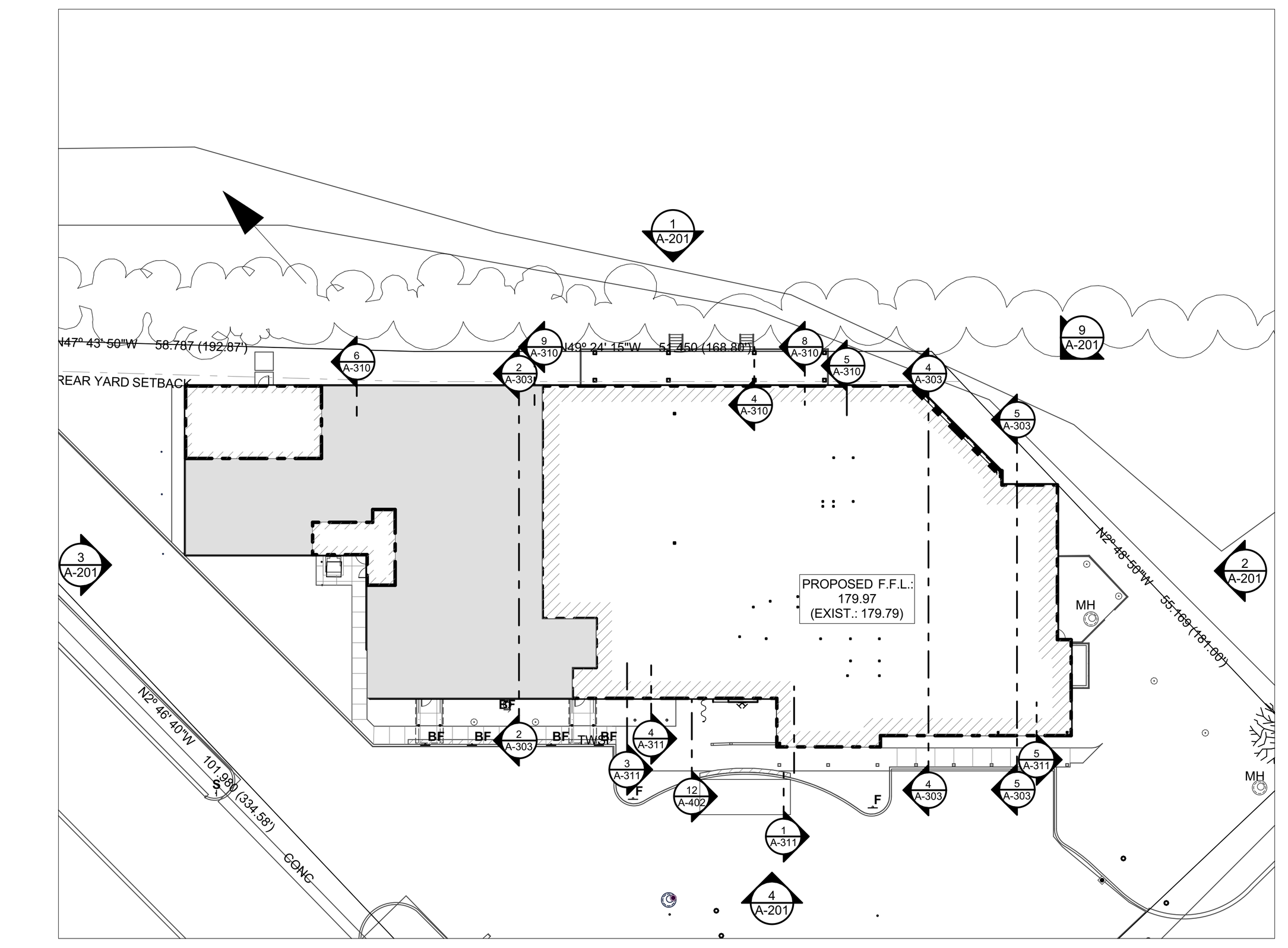

2 A-311 KEY PLAN - NEW
SCALE: 1:500

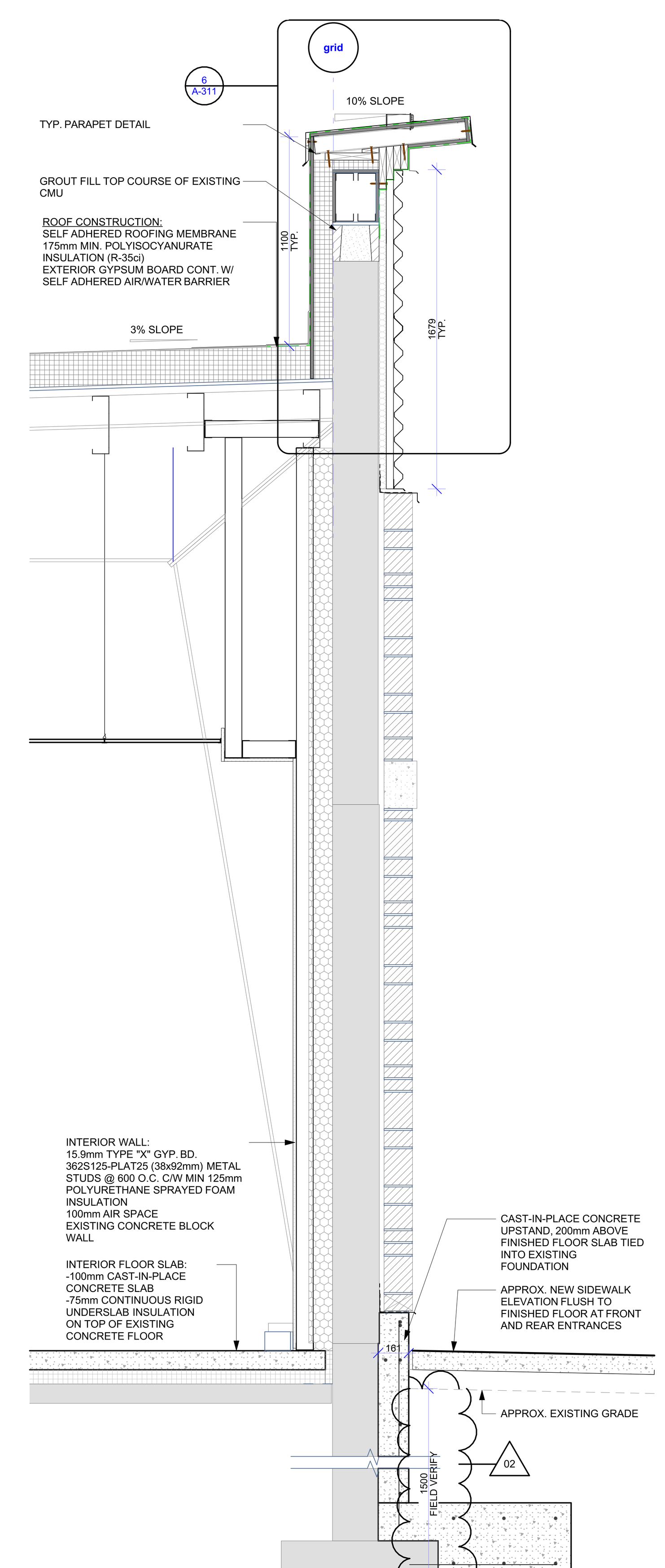

3 A-311 SECTION THROUGH EXISTING BLOCK WALL
SCALE: 1:20

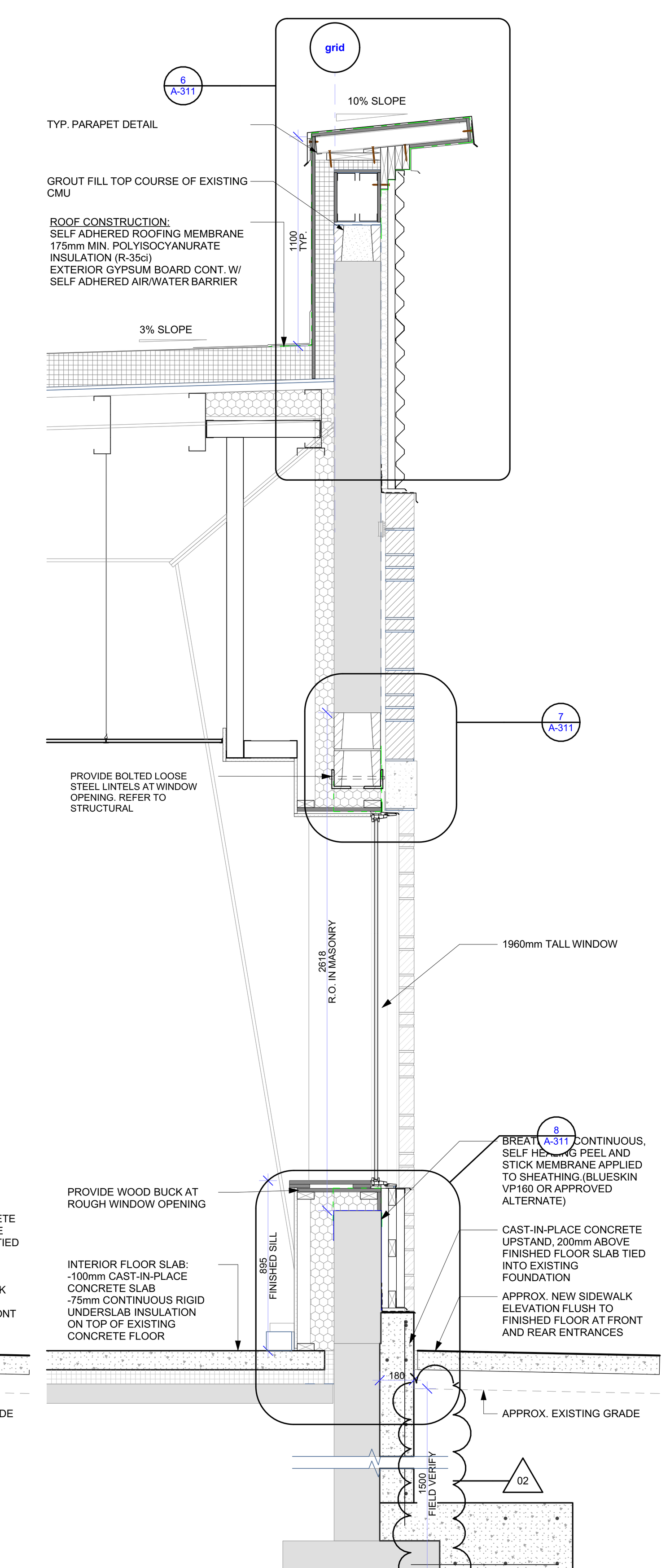

4 A-311 SECTION THROUGH EXISTING BLOCK WALL AT WINDOW
SCALE: 1:20

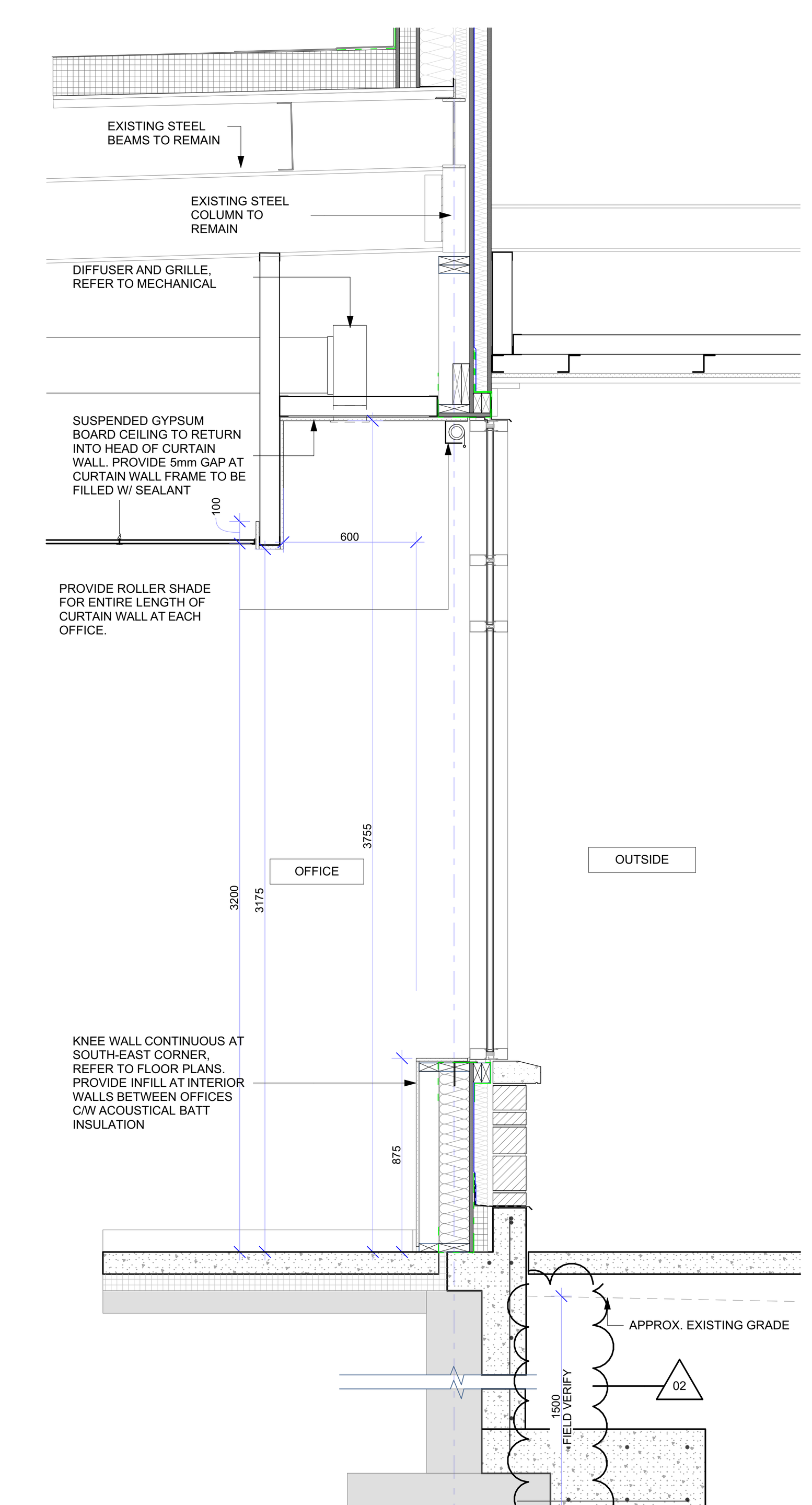

5 A-311 SECTION THROUGH WALL AT SOUTH OFFICE
SCALE: 1:20

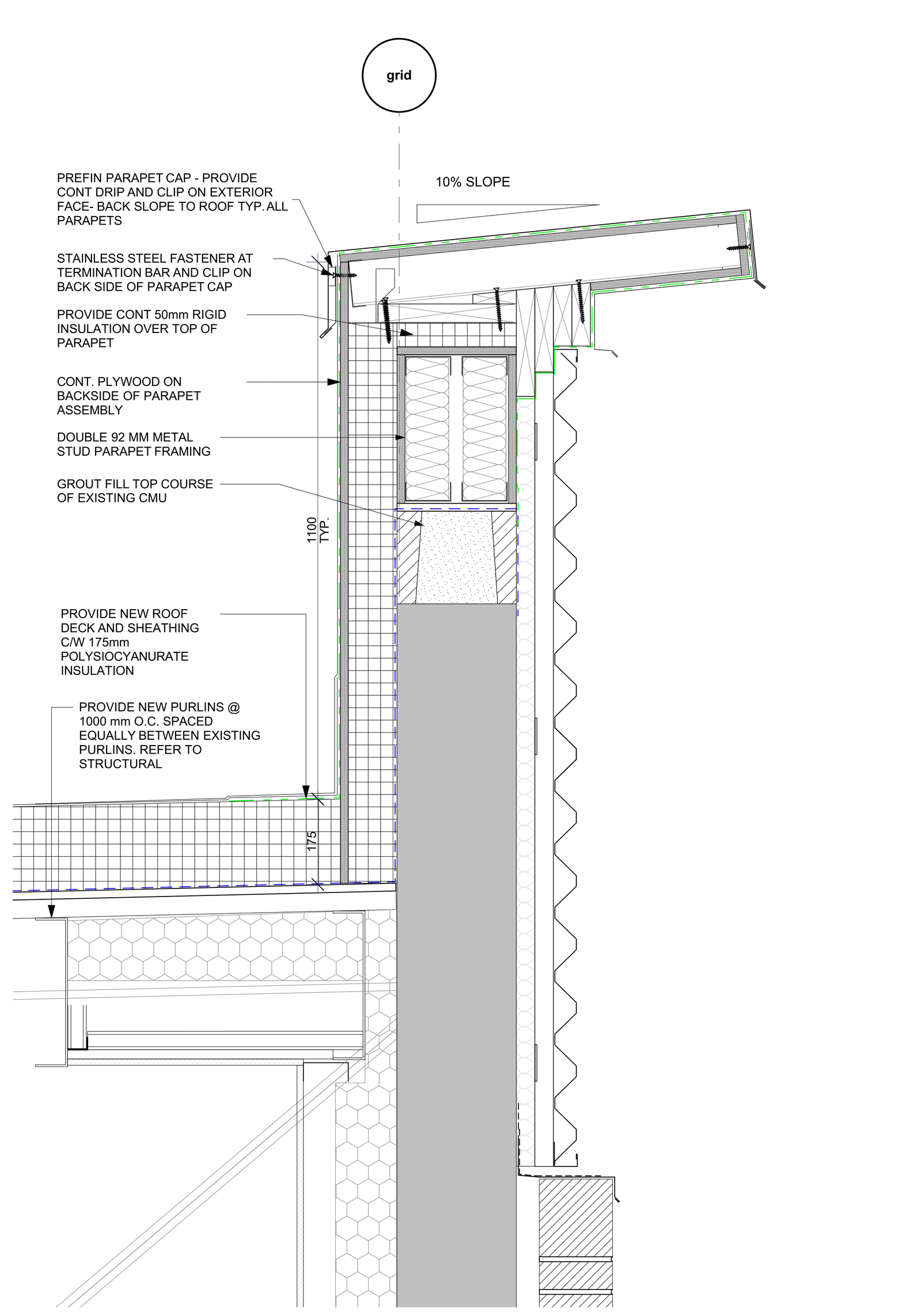

6 A-311 TYP. PARAPET AT MASONRY WALL
SCALE: 1:10

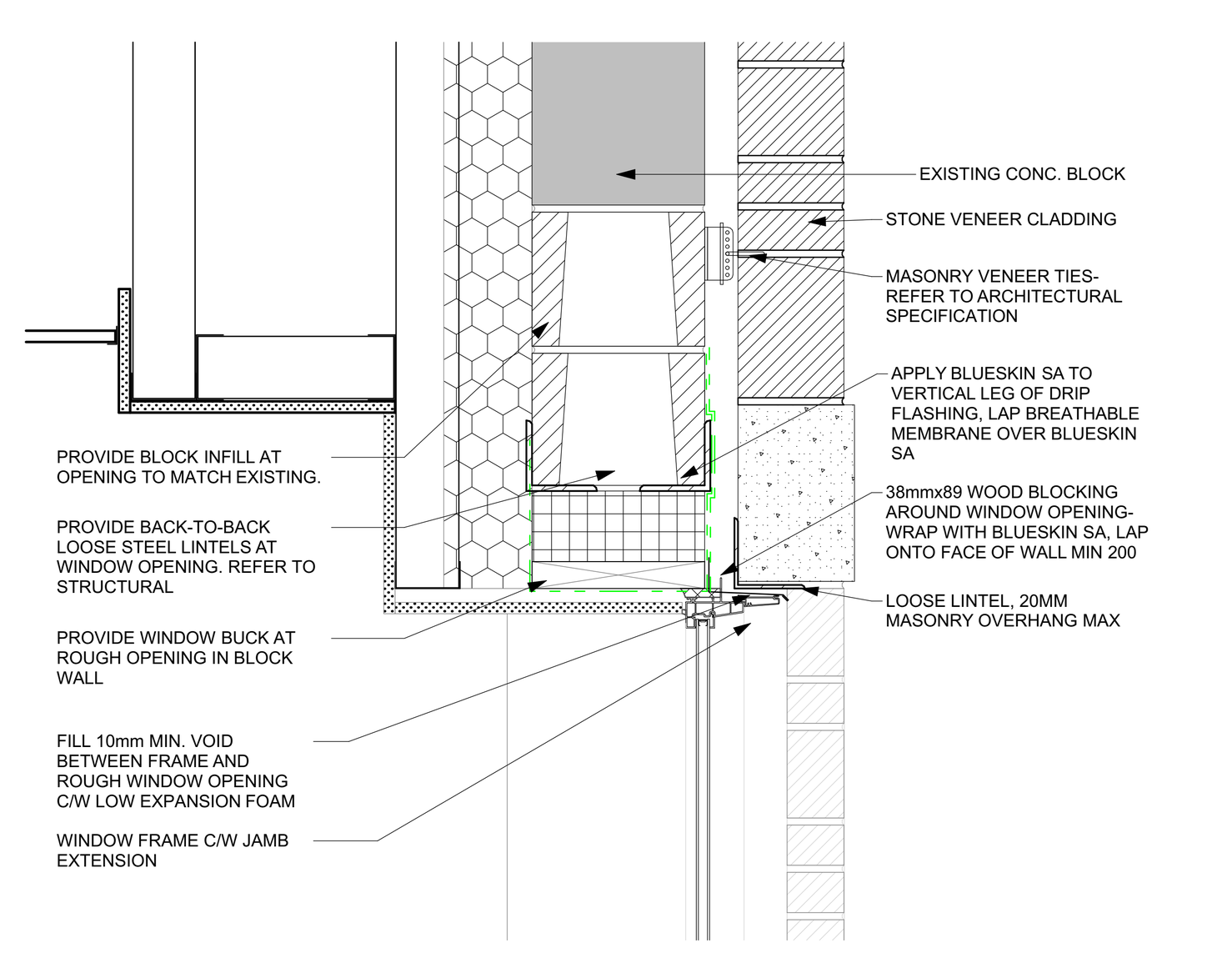

7 A-311 TYP. HEAD OF WINDOW - MASONRY WALL
SCALE: 1:10

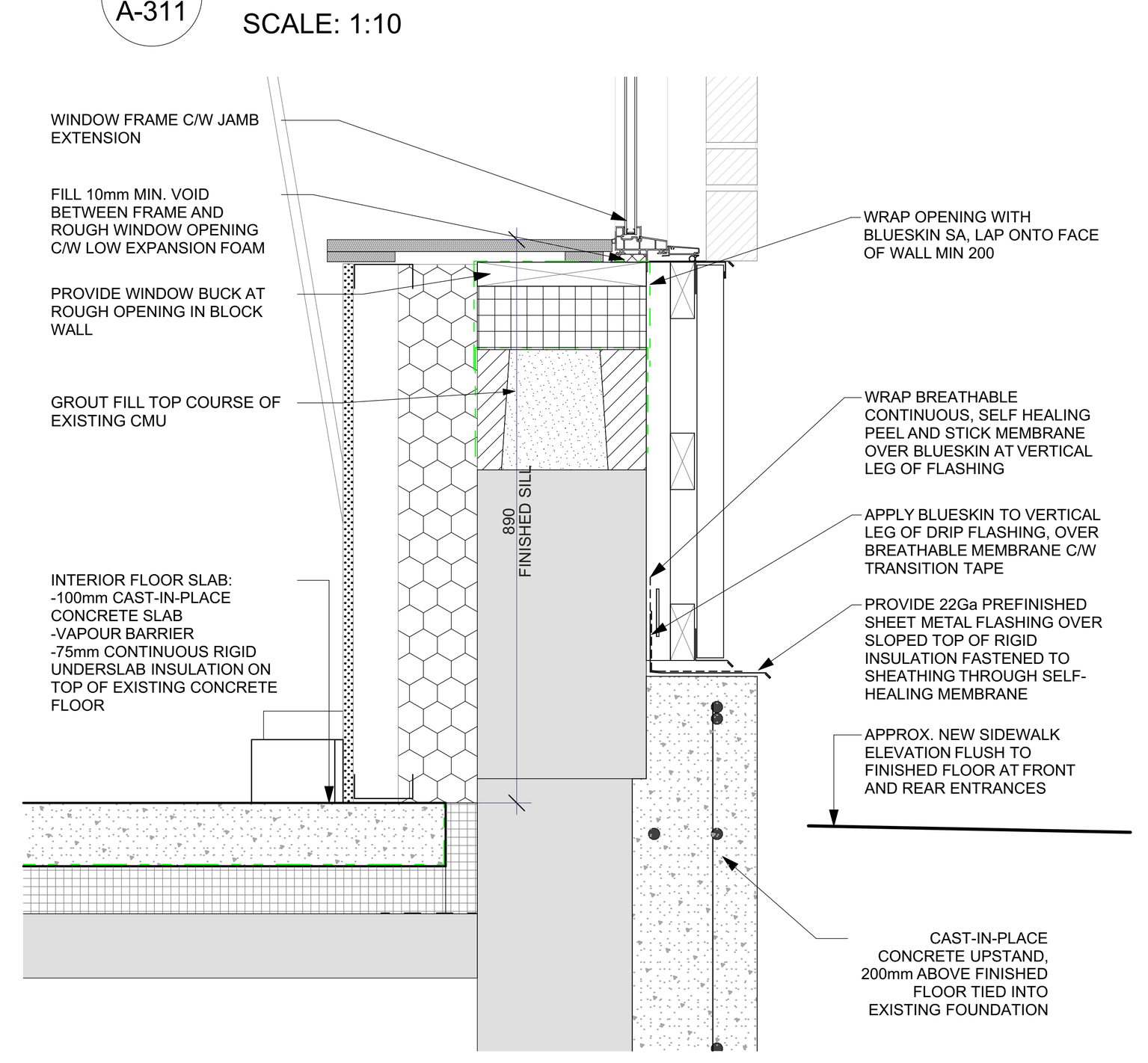

8 A-311 TYP. WINDOW SILL - MASONRY WALL
SCALE: 1:10

RevID	Change	Revision	Date
02	ADD-01	ADDENDUM 01	2025.11.19
01		ISSUED FOR TENDER	2025.10.28

Revision History

TOWN OF SOUTH BRUCE PENINSULA

Drawings are the property of G. M. Diemert Architect Inc. and shall not be reproduced or altered without the written consent of G. M. Diemert Architec Inc.

G. M. DIEMERT ARCHITECT INC.
Suite 201
957 Fourth Avenue East
OWEN SOUND, ONTARIO, N4K 2N9,
tel: 519-376-1975

OWNER:
Town of South Bruce Peninsula
315 George Street
Wiarton, N0H 2T0

PROJECT:
New Townhall Offices
370 William Street, Wiarton, Ontario

Drawing Name
WALL SECTIONS

Drawing Number: **A-311**

Project Number: **2404**

ORIGINAL DRAWING
SIZE: **ARCH E** (1220 x 915mm) (48" x 36")

S:\2024\2404-TSBP\Dwgs\20251107-370WilliamStWiartonON.pln

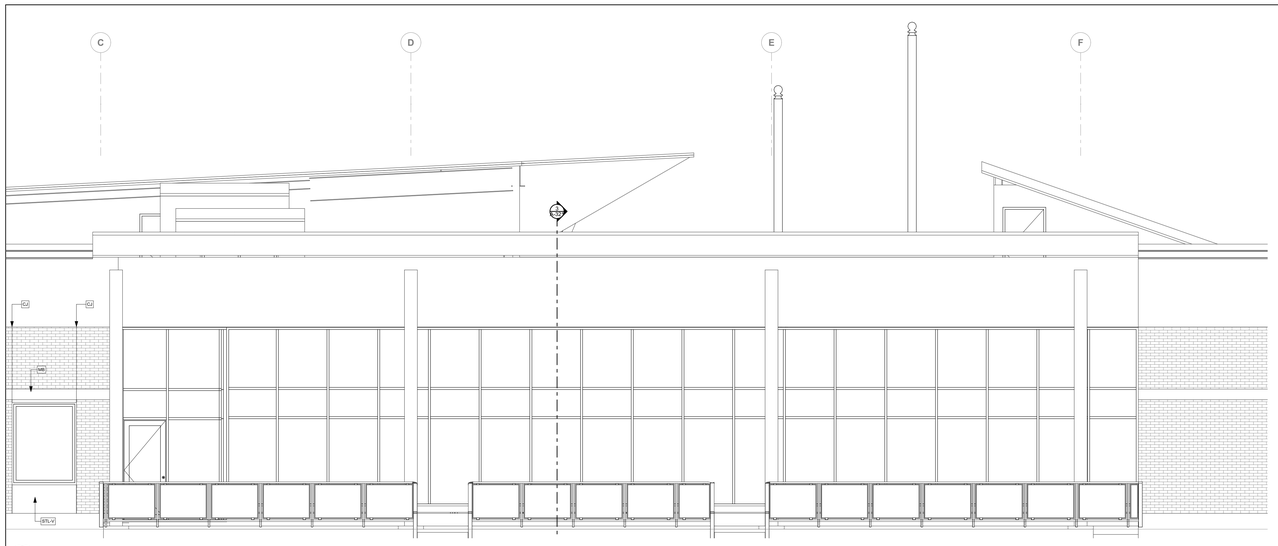

1 A-321 CANOPY - NORTH ELEVATION
SCALE: 1:50

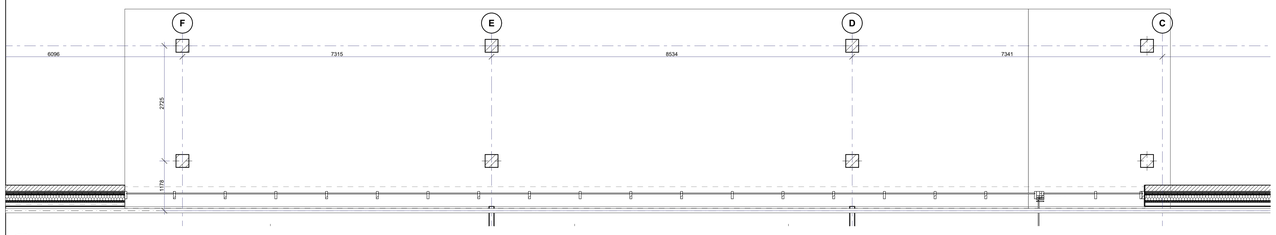

2 A-321 CANOPY STRUCTURE
SCALE: 1:50

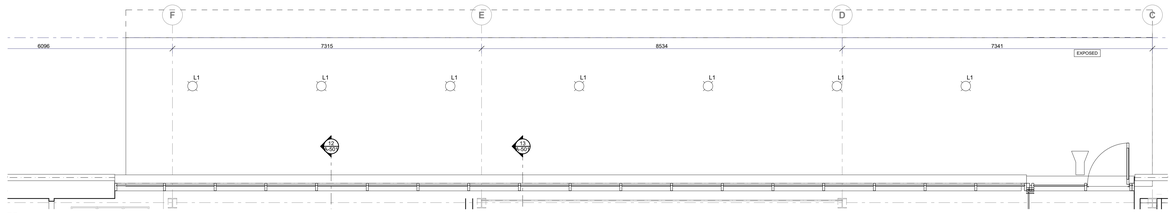

4 A-321 CANOPY SOFFIT
SCALE: 1:50

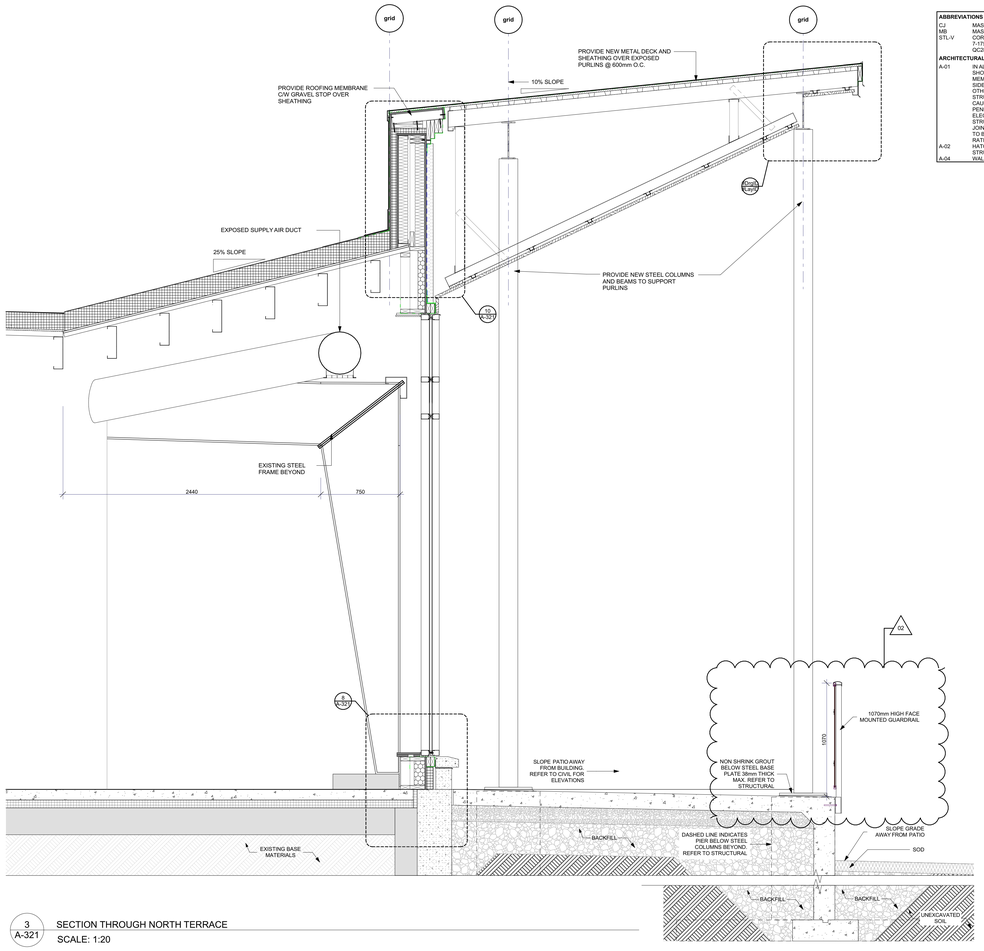

3 A-321 SECTION THROUGH NORTH TERRACE
SCALE: 1:20

ABBREVIATIONS

CJ	MASONRY CONTROL JOINT
MB	MASONRY BANDING
STL-V	CORRUGATED STEEL SIDING INSTALLED VERTICALLY (AGWAY 7-1TS OR APPROVED ALTERNATE, "CHARCOAL" COLOUR QC8308)

ARCHITECTURAL NOTES

A-01	IN ALL CASES WHERE A SINGLE LAYER GYPSUM BOARD IS SHOWN, ALL JOINTS ARE TO BE SUPPORTED WITH FRAMING MEMBERS. DO NOT LOCATE ELECTRICAL BOXES ON OPPOSITE SIDES OF WALL FROM EACH OTHER WITHIN 600mm OF EACH OTHER. SEAL WALLS COMPLETELY TO FLOORS, ROOF STRUCTURE AND ADJACENT WALLS WITH ACOUSTICAL CAULKING. AT STRUCTURAL, MECHANICAL AND ELECTRICAL PENETRATIONS (I.E. BEAMS, DUCTS, CONDUITS AND PIPES) THROUGH WALLS, SEAL ANY OPENINGS WITHIN 13mm FROM STRUCTURAL/MECHANICAL/ELECTRICAL MEMBER AND SEAL JOINT WITH ACOUSTICAL CAULKING. ACOUSTICAL CAULKING IS TO BE FIRE RATED ACOUSTICAL SEALANT AT WALLS WITH A FIRE RATING
A-02	HATCH INDICATES WALLS TO EXTEND TO UNDERSIDE OF STRUCTURE ABOVE
A-04	WALL TO BE PROVIDED WITH ACOUSTICAL BATT INSULATION

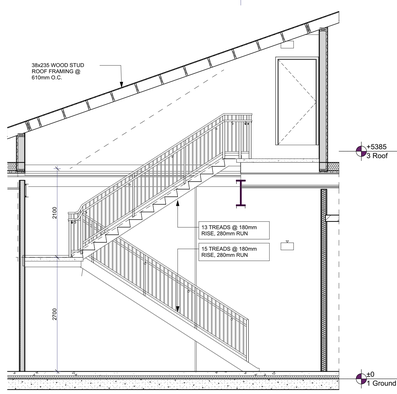

5 A-321 STAIR SECTION 1
SCALE: 1:50

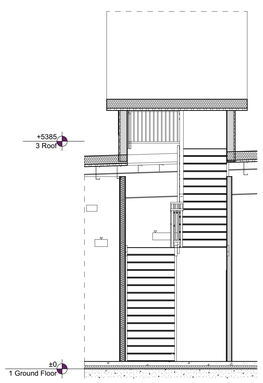

9 A-321 STAIR SECTION 2
SCALE: 1:50

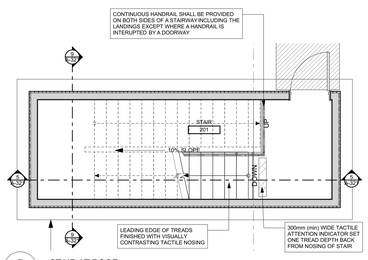

7 A-321 STAIR AT ROOF
SCALE: 1:50

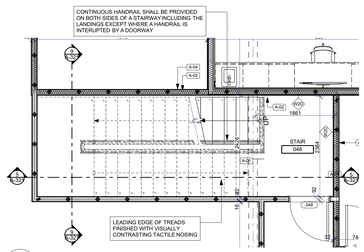

6 A-321 STAIR AT GROUND FLOOR
SCALE: 1:50

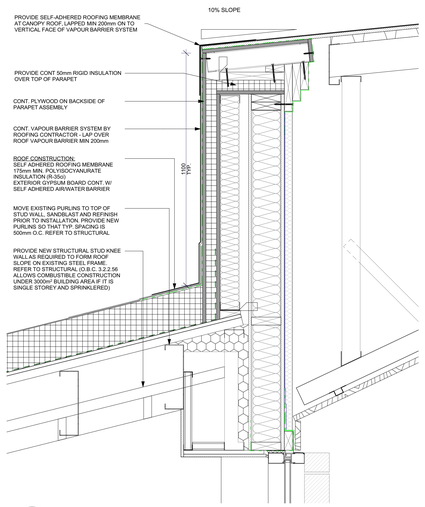

10 A-321 SECTION AT HEAD OF CURTAIN WALL
SCALE: 1:10

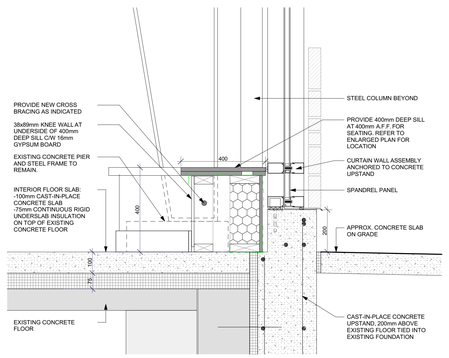

8 A-321 SECTION AT BASE OF CURTAIN WALL
SCALE: 1:10

Rev/D	Change	Revision	Date
02	ADD-01	ADDENDUM 01	2025.11.19
01		ISSUED FOR TENDER	2025.10.28

Revision History

TOWN OF SOUTH BRUCE PENINSULA

Drawings are the property of G. M. Diemert Architect Inc. and shall not be reproduced or published without the written consent of G. M. Diemert Architect Inc.

G. M. DIEMERT ARCHITECT INC.
Suite 201
957 Fourth Avenue East
OWEN SOUND, ONTARIO, N4K 2N9,
tel: 519-376-1975

OWNER:
Town of South Bruce Peninsula
315 George Street
Wiarton, N0H 2T0

PROJECT:
New Townhall Offices
370 William Street, Wiarton, Ontario

Drawing Name
NORTH CANOPY DETAILS

Drawing Number:
A-321

Project Number:
2404

ORIGINAL DRAWING
SIZE: **ARCH E** (1220 x 915mm) (48" x 36")

S:\2024\2404-TSBP\Dwgs\20251107-370WilliamStWiartnON.pln

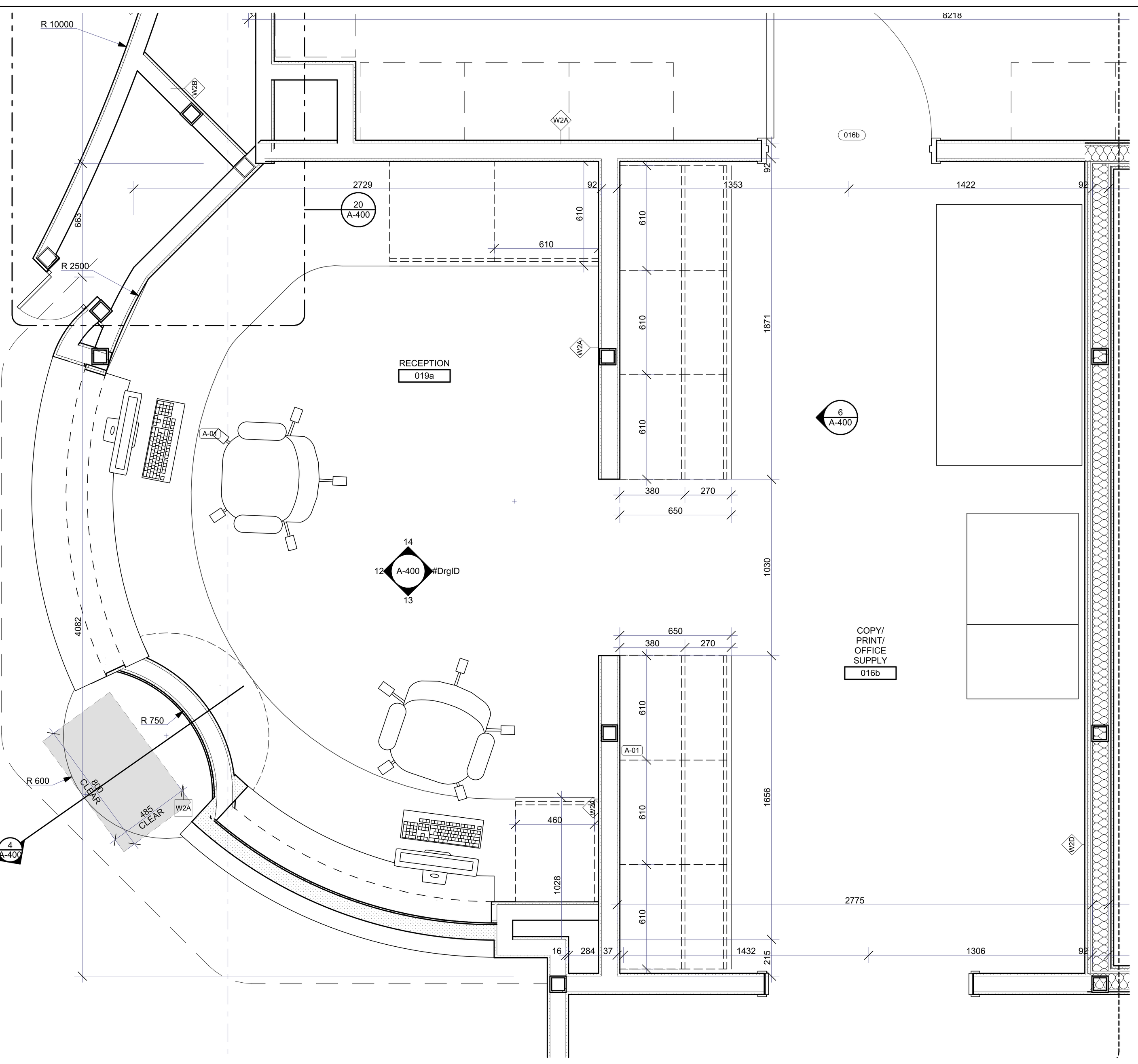

11 A-400 MAIN ENTRANCE RECEPTION
SCALE: 1:20

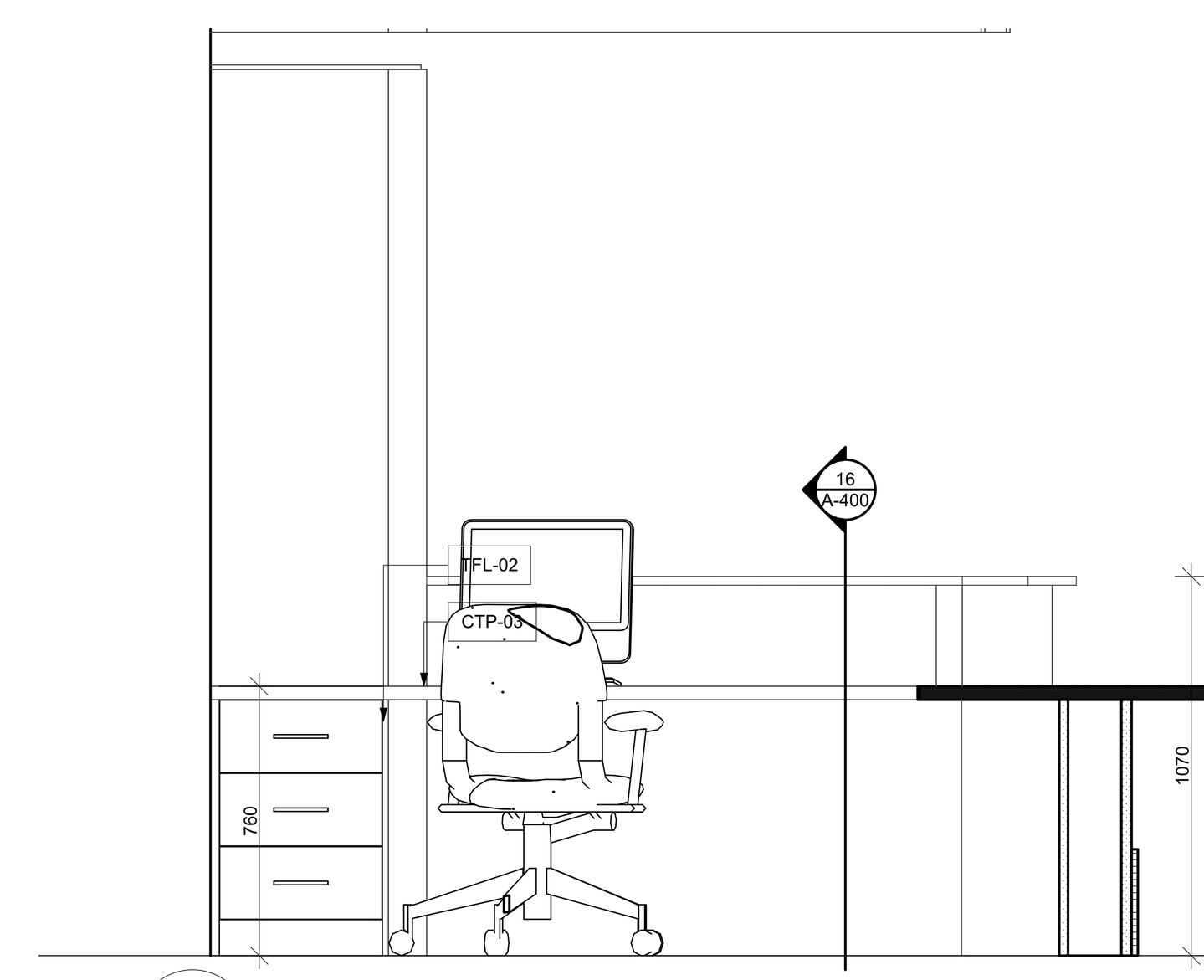

13 A-400 RECEPTION 19a ELEVATION
SCALE: 1:20

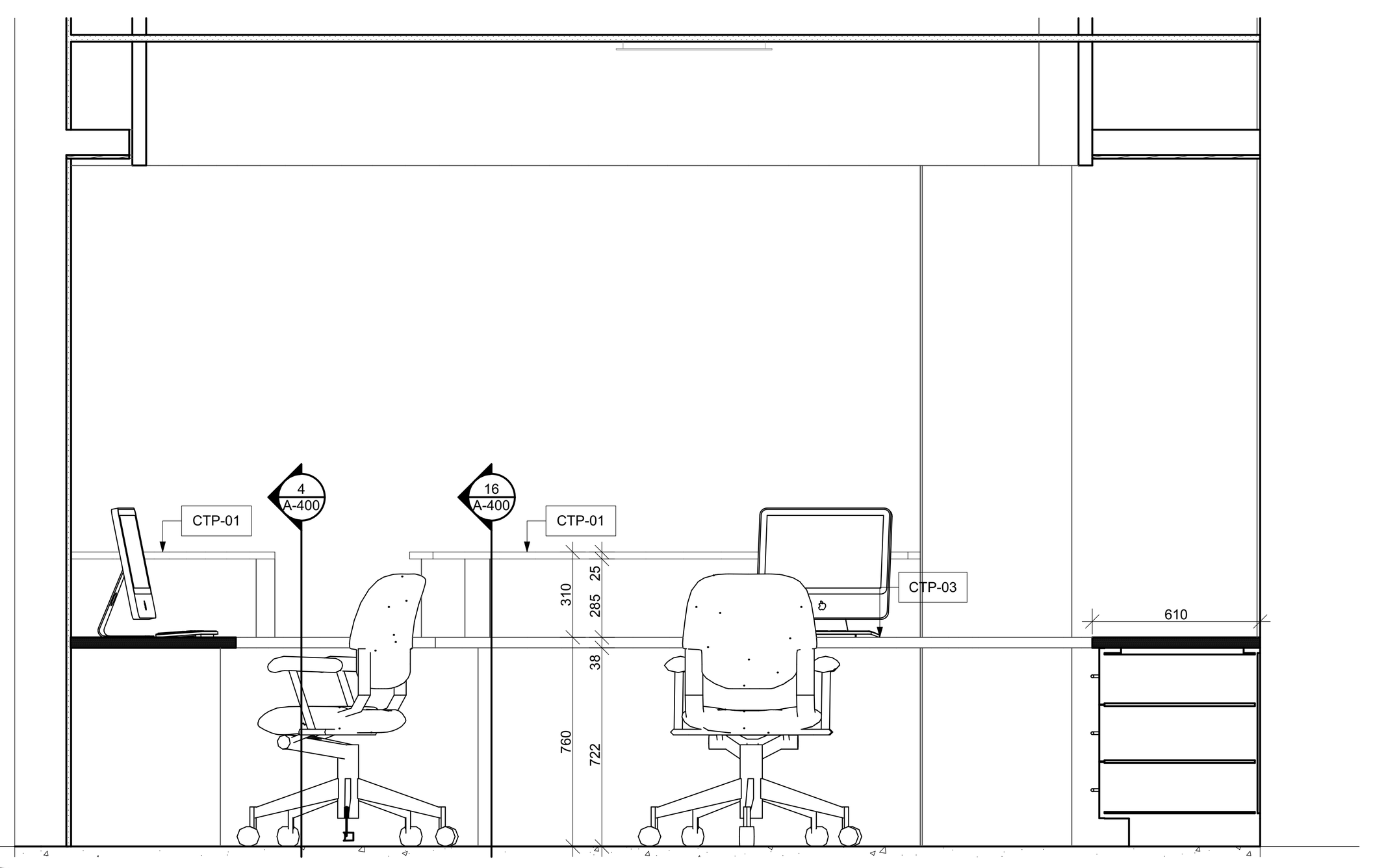

12 A-400 RECEPTION MILLWORK ELEVATION
SCALE: 1:20

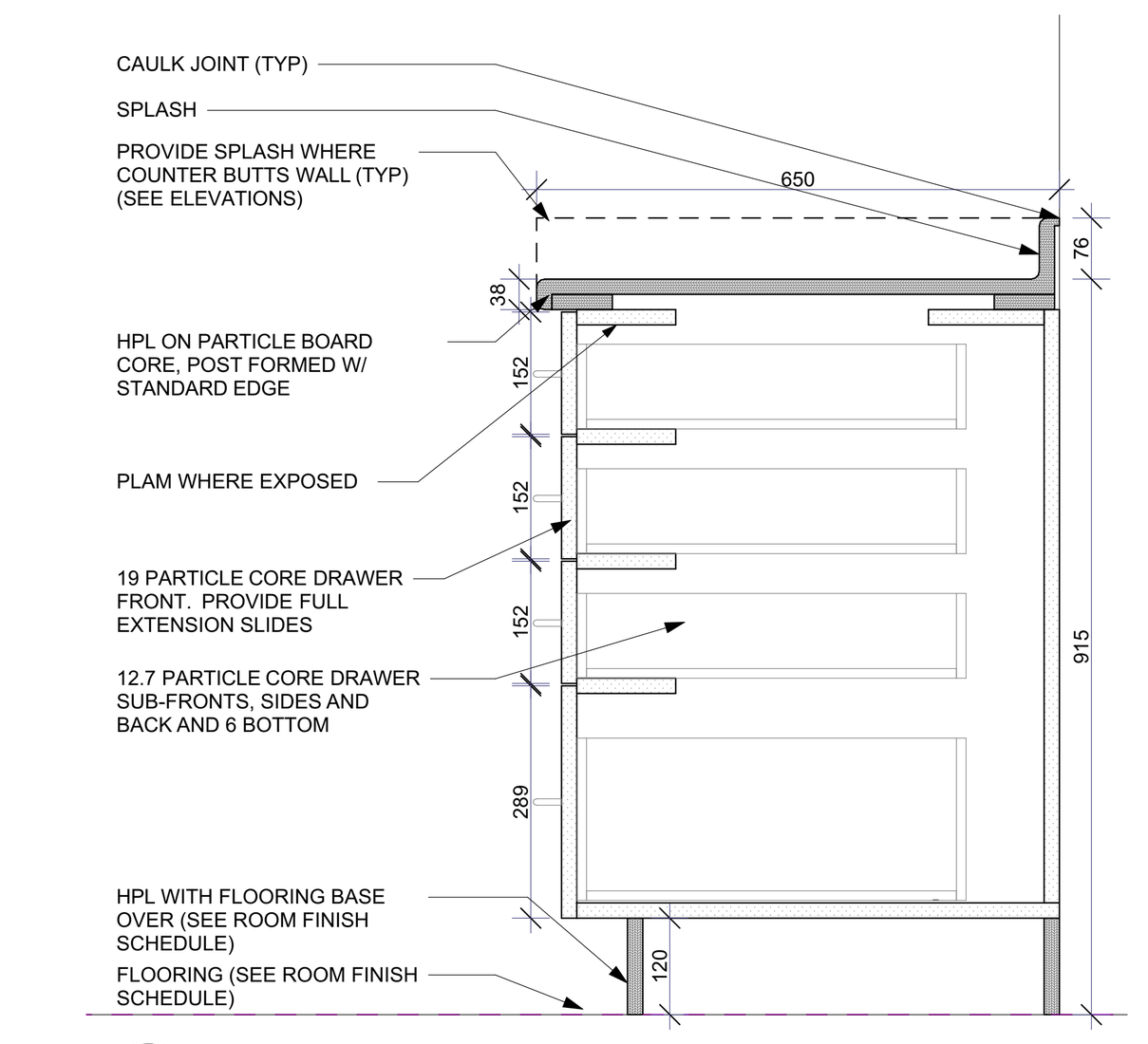

1 A-400 DRAWER MILLWORK SECTION
SCALE: 1:10

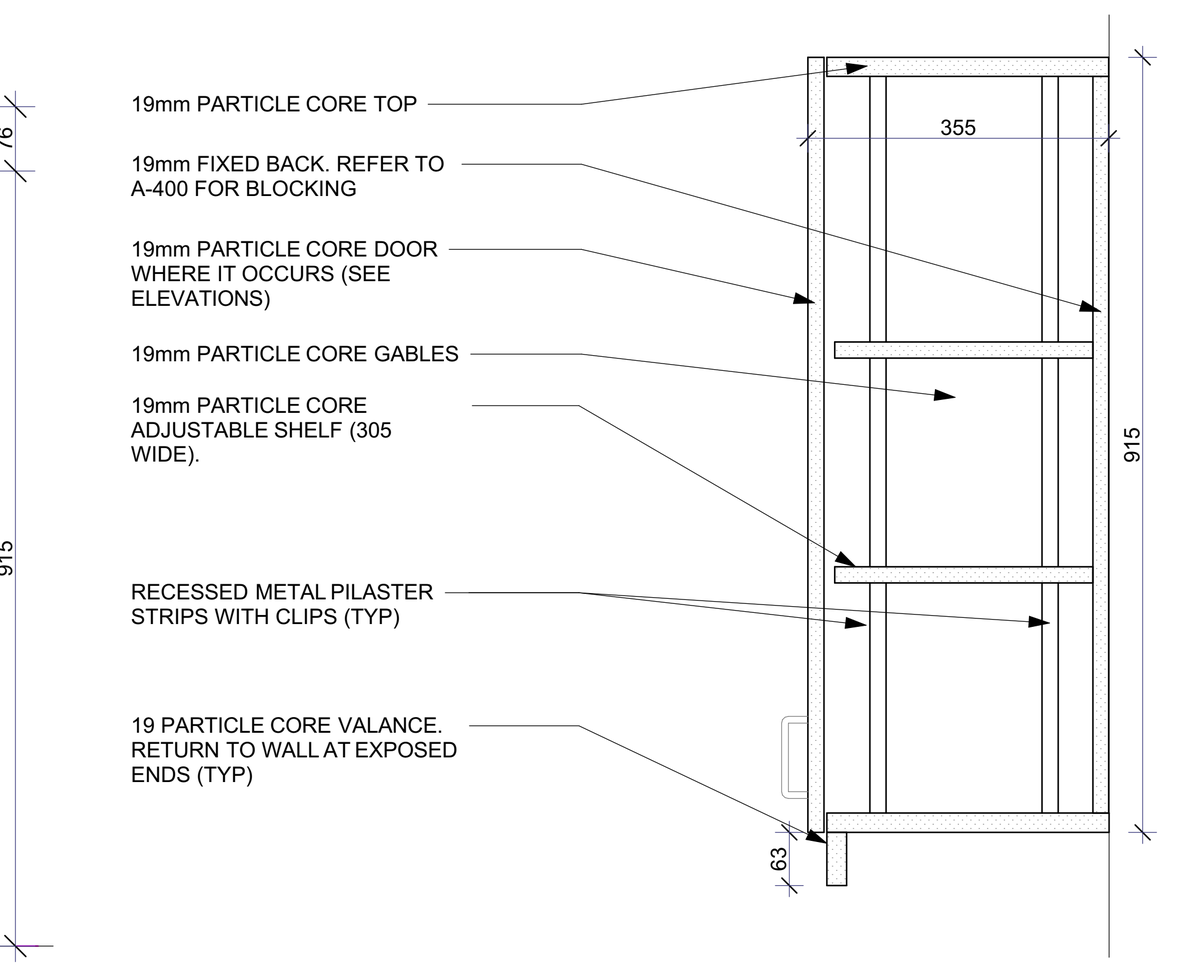

2 A-400 UPPER MILLWORK SECTION
SCALE: 1:10

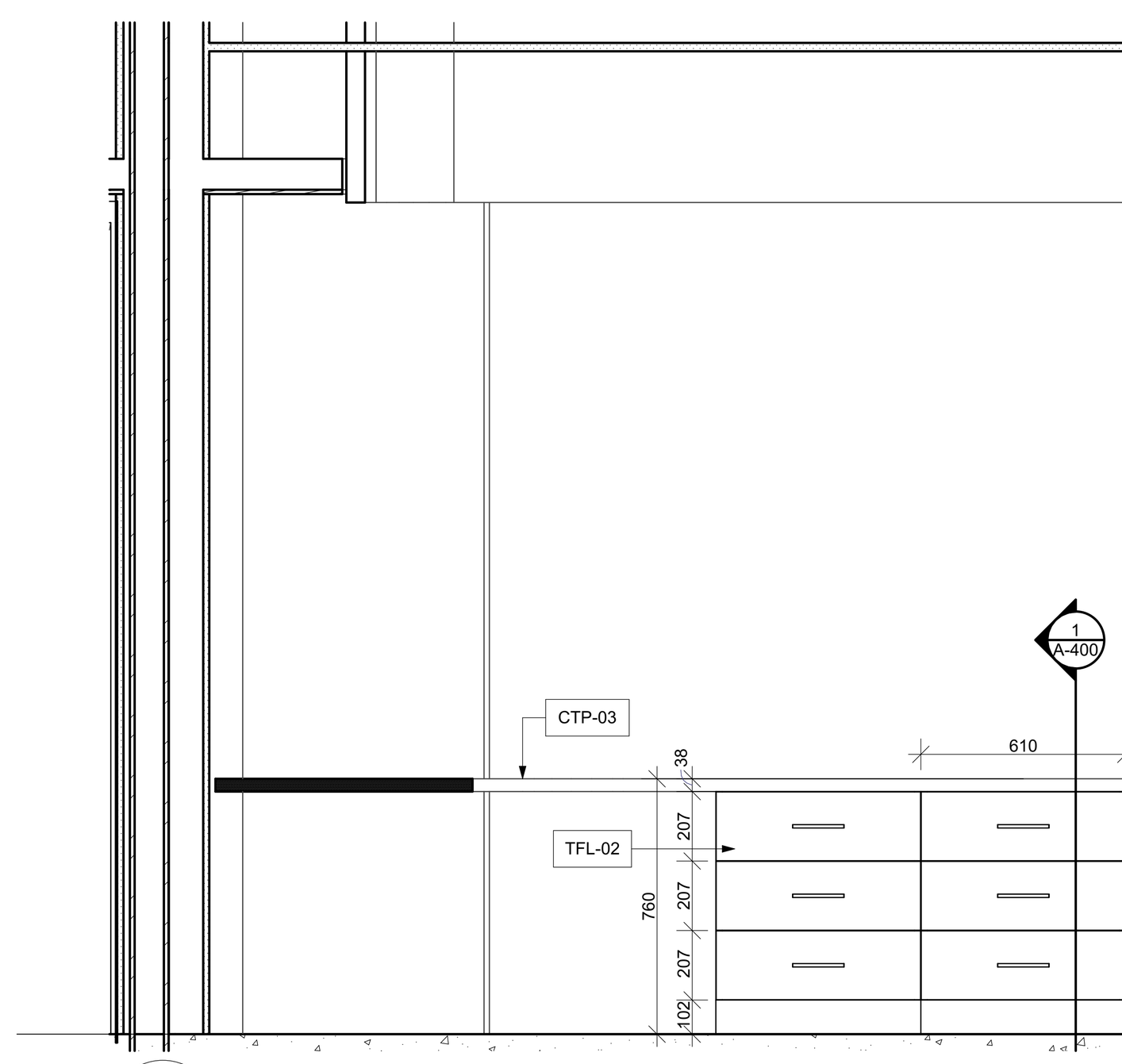

14 A-400 RECEPTION DRAWER ELEVATION
SCALE: 1:20

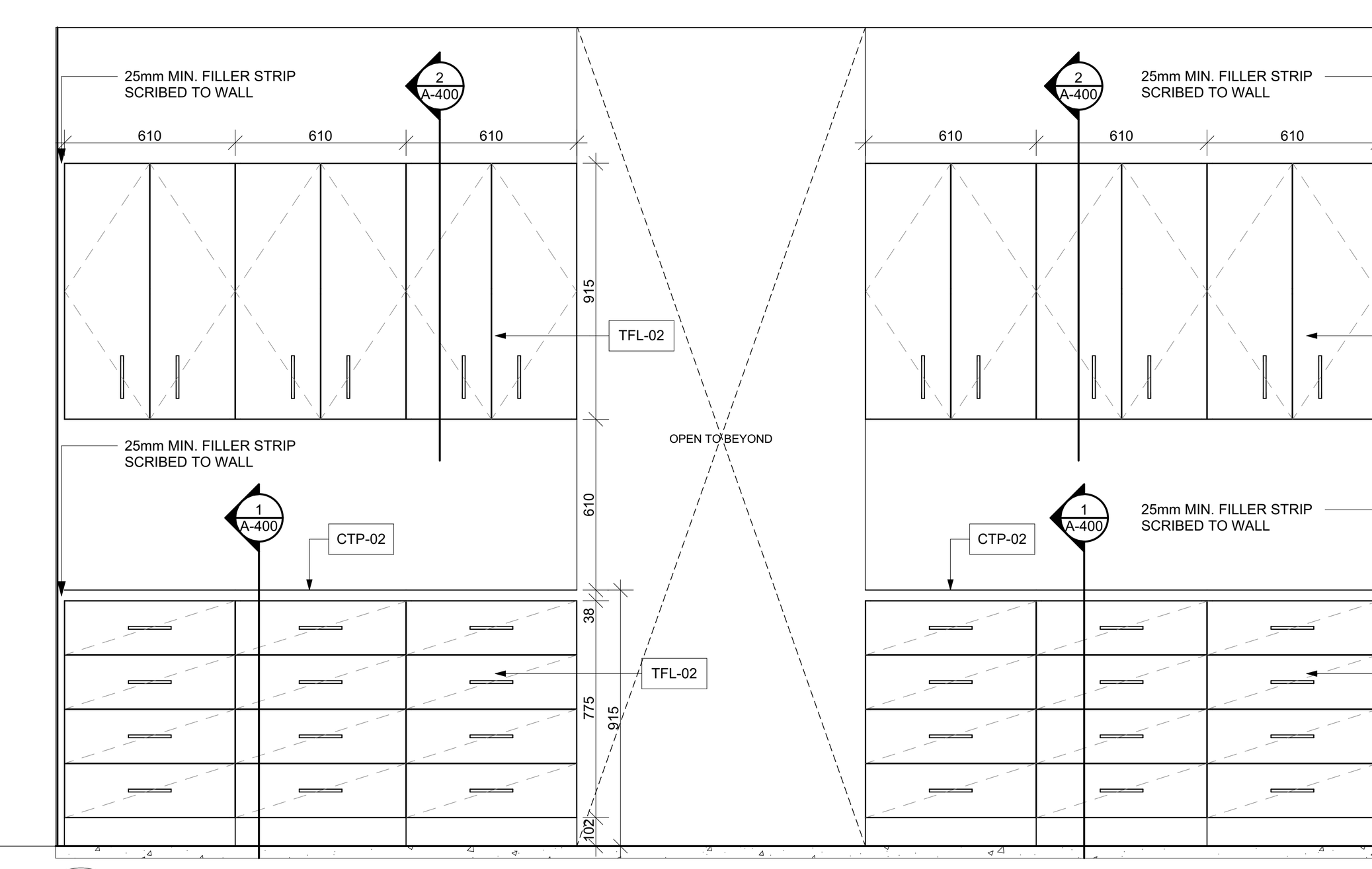

6 A-400 PRINT / COPY ROOM MILLWORK
SCALE: 1:20

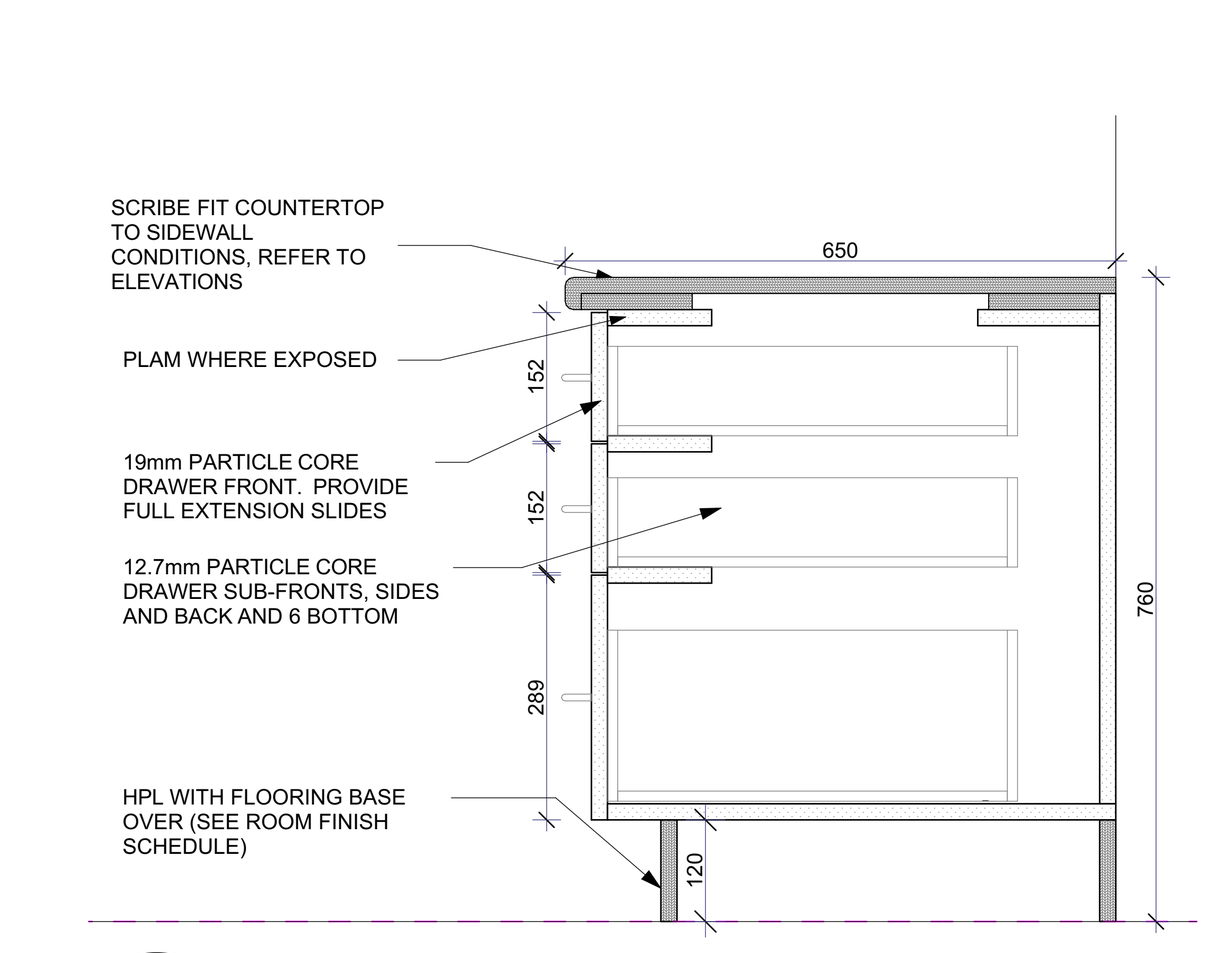

3 A-400 RECEPTION MILLWORK W/ DRAWERS SECTION
SCALE: 1:10

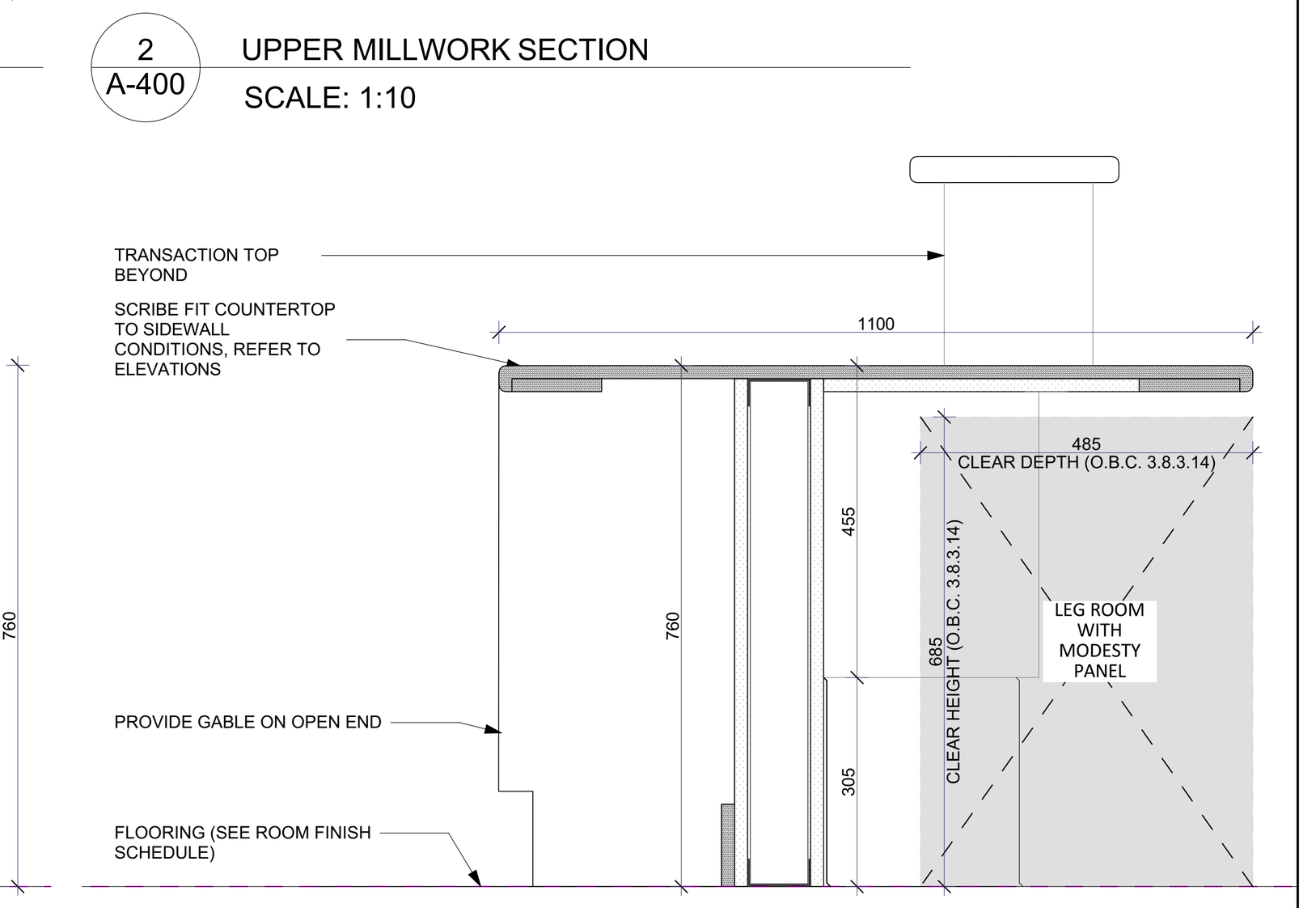

4 A-400 BARRIER FREE COUNTER MILLWORK SECTION
SCALE: 1:10

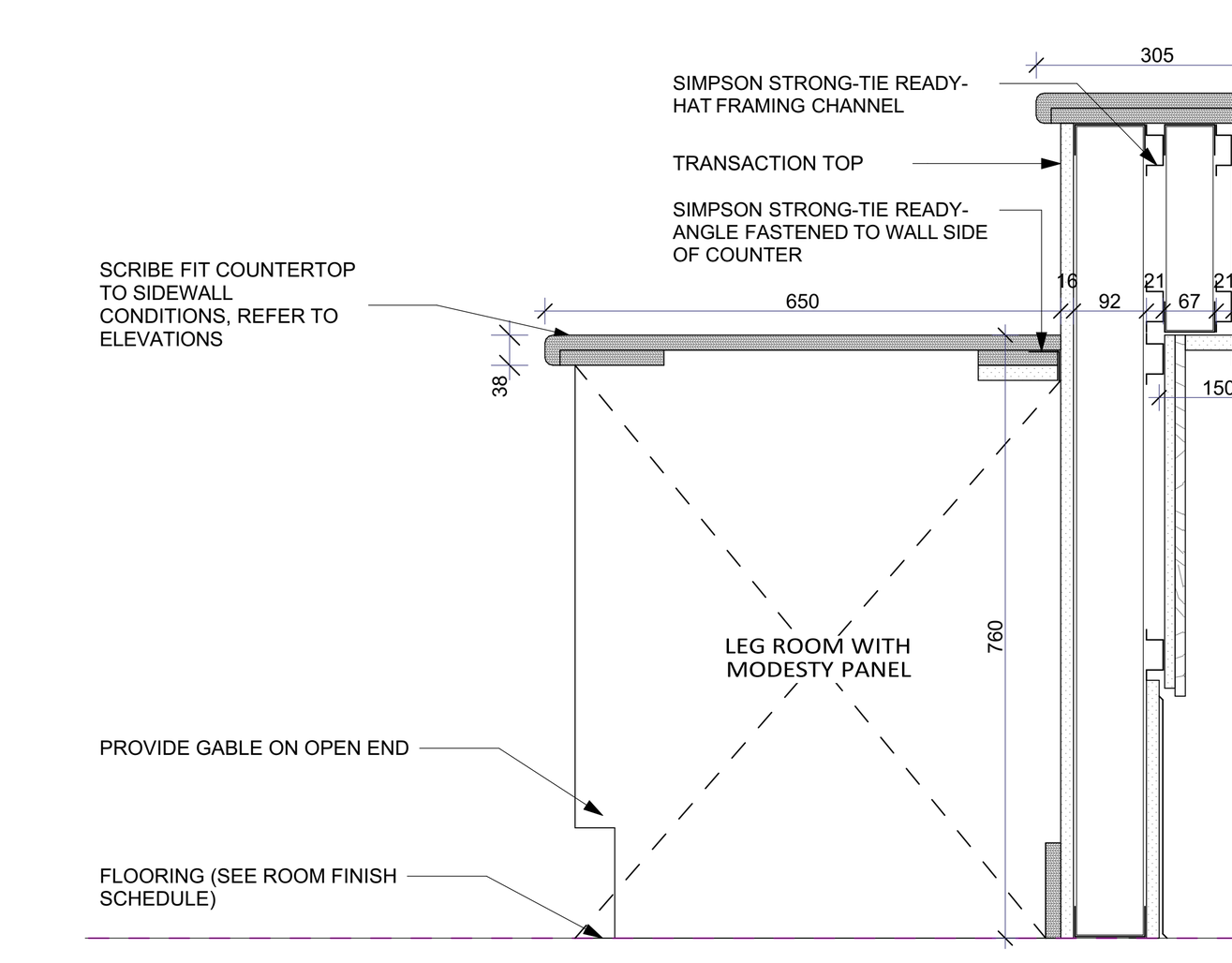

16 A-400 BARRIER FREE COUNTER MILLWORK SECTION
SCALE: 1:10

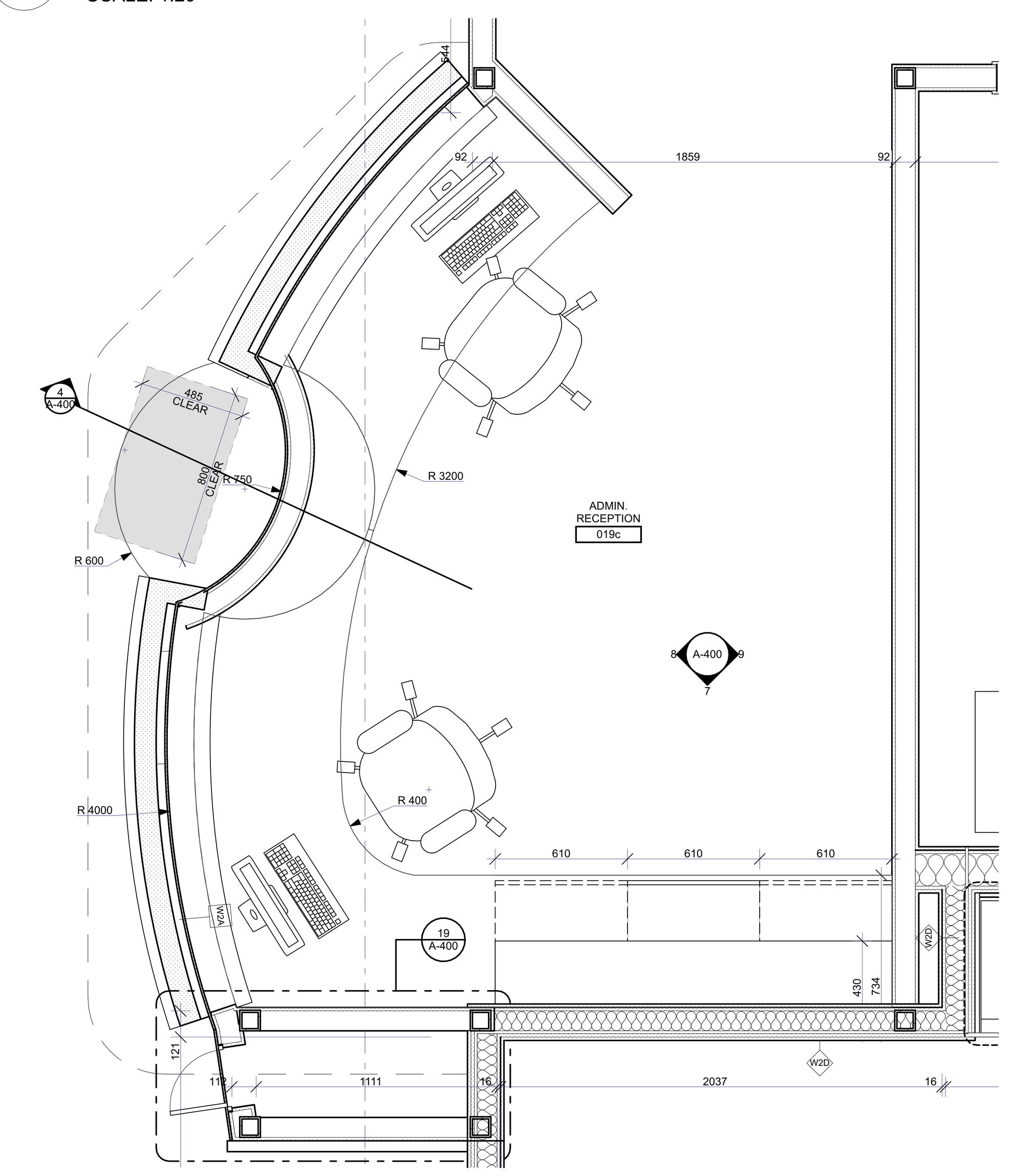

10 A-400 ADMIN RECEPTION PLAN
SCALE: 1:20

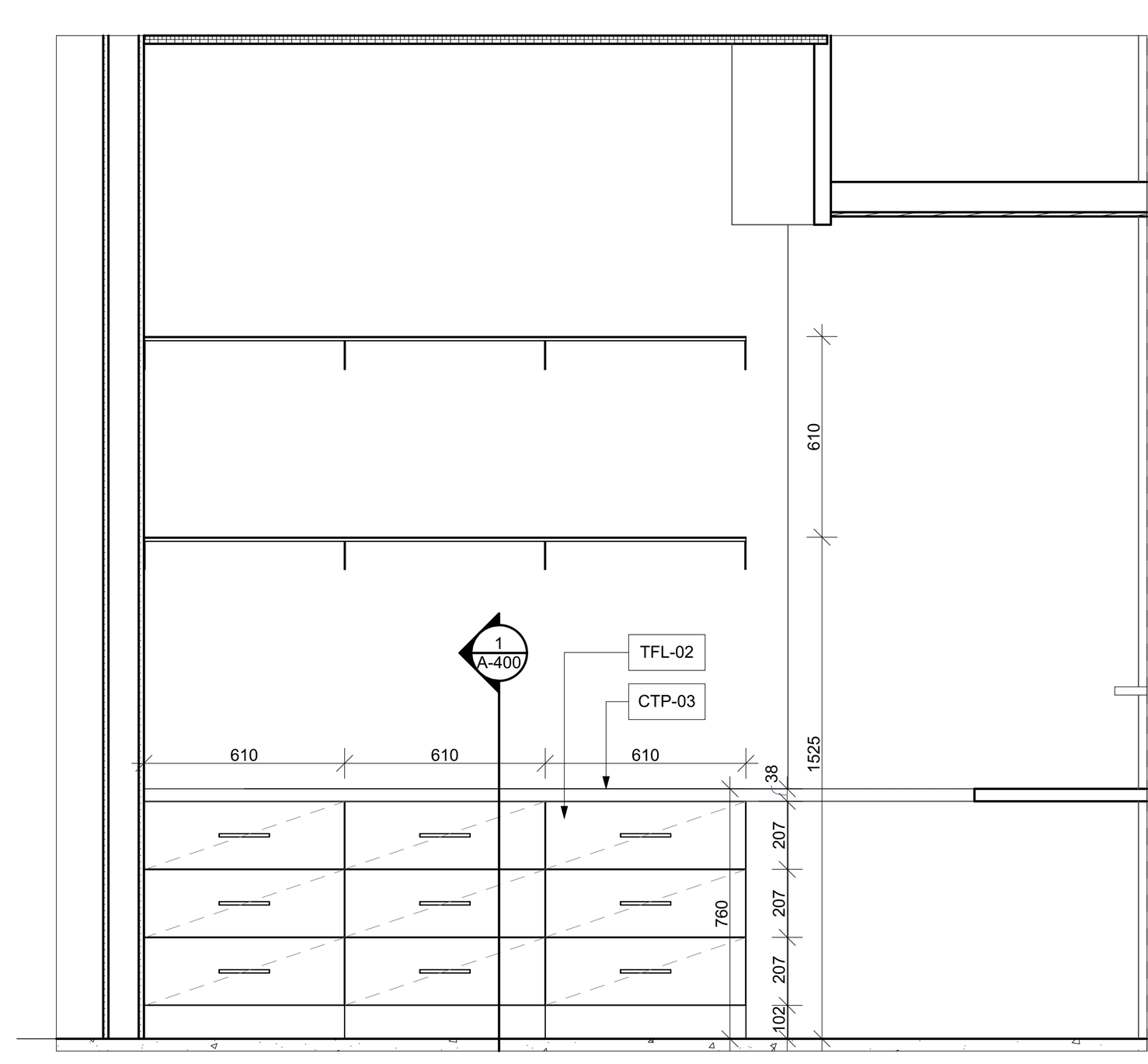

7 A-400 ADMIN RECEPTION MILLWORK
SCALE: 1:20

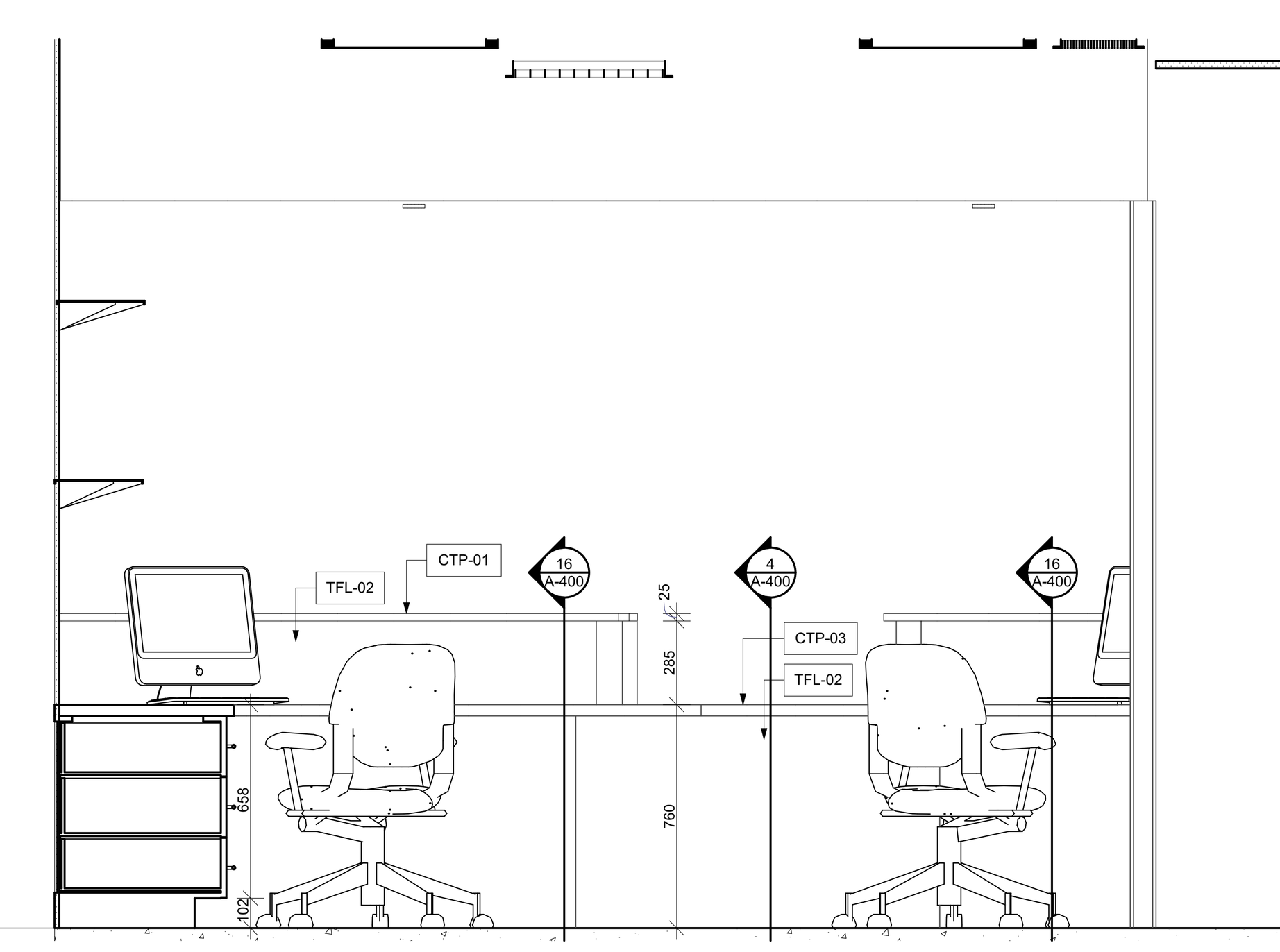

8 A-400 ADMIN / RECEPTION MILLWORK ELEVATION
SCALE: 1:20

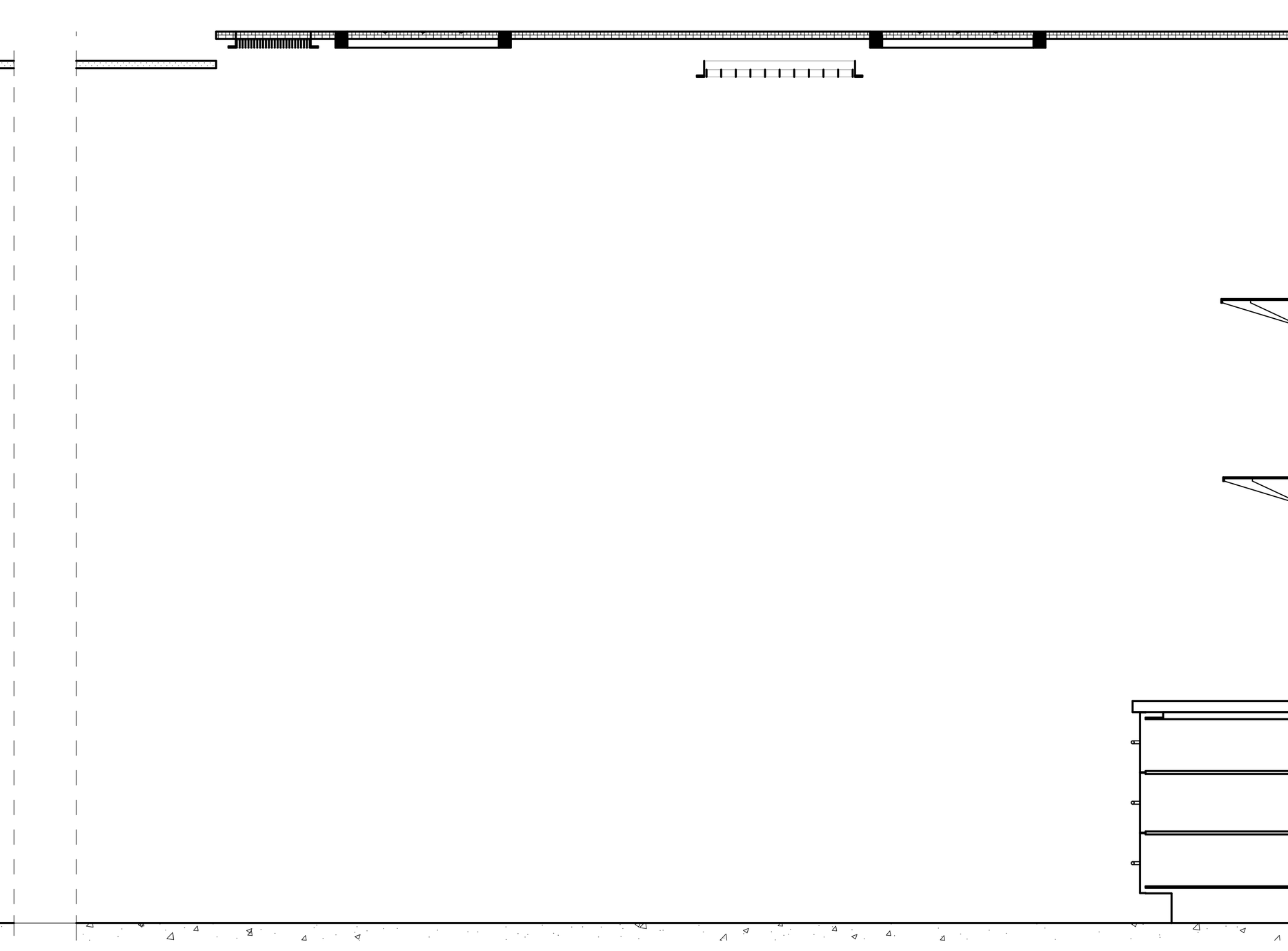

9 A-400 ADMIN RECEPTION ELEVATION AT PRINTING STATION
SCALE: 1:20

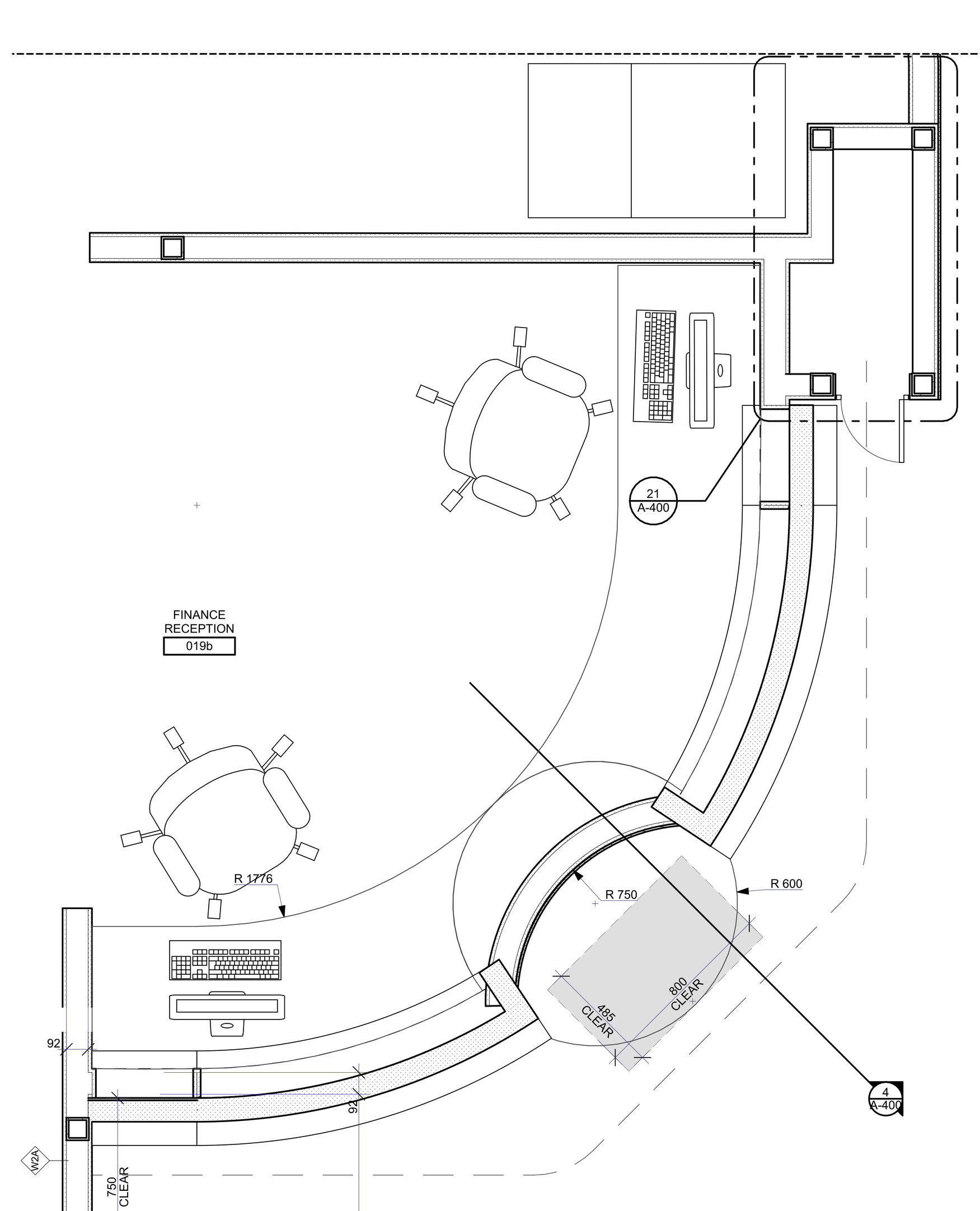

15 A-400 FINANCE RECEPTION ENLARGED PLAN
SCALE: 1:20

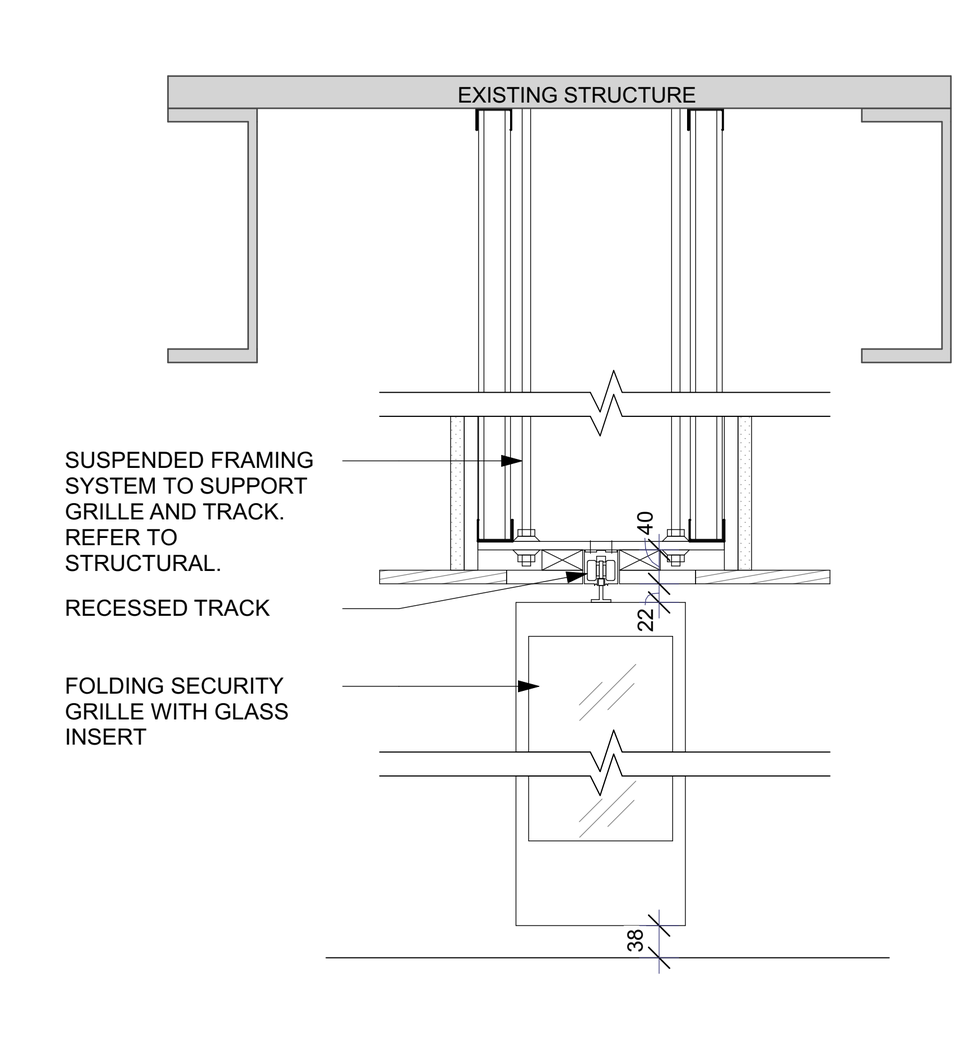

18 A-400 SECTION THROUGH SECURITY GRILLE
SCALE: 1:10

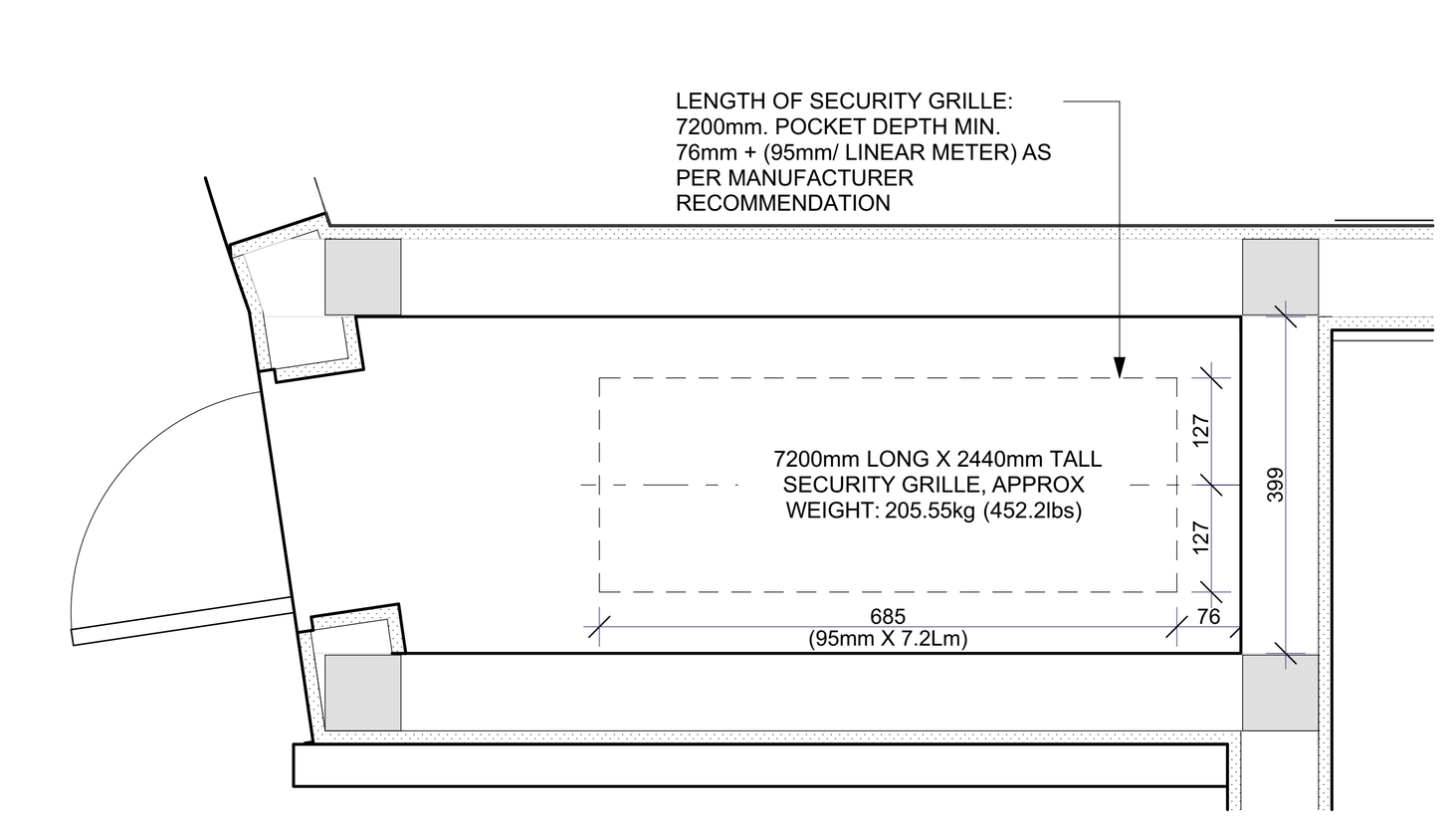

19 A-400 ADMIN RECEPTION SECURITY GRILLE POCKET
SCALE: 1:10

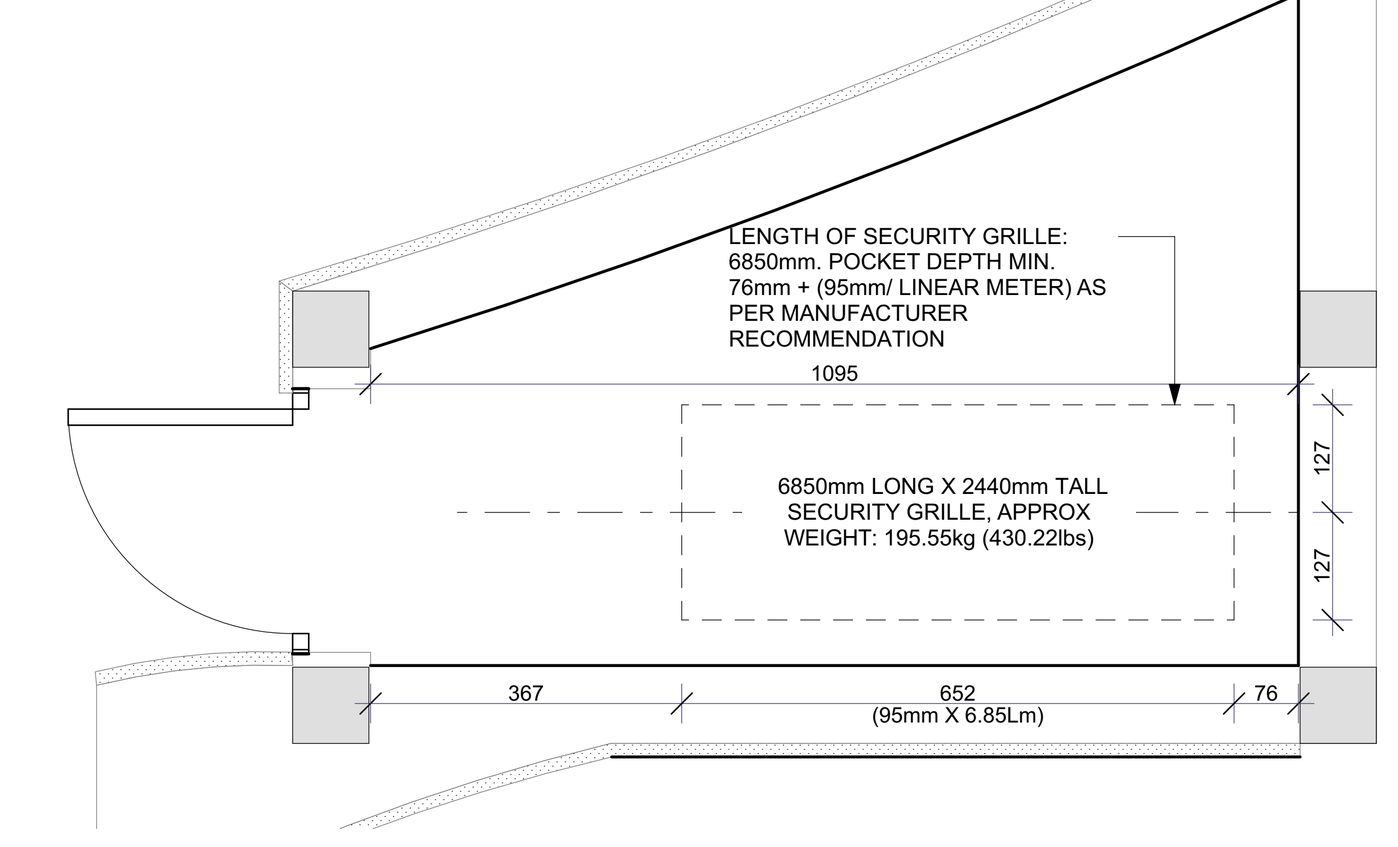

20 A-400 ENTRANCE RECEPTION SECURITY GRILLE POCKET
SCALE: 1:10

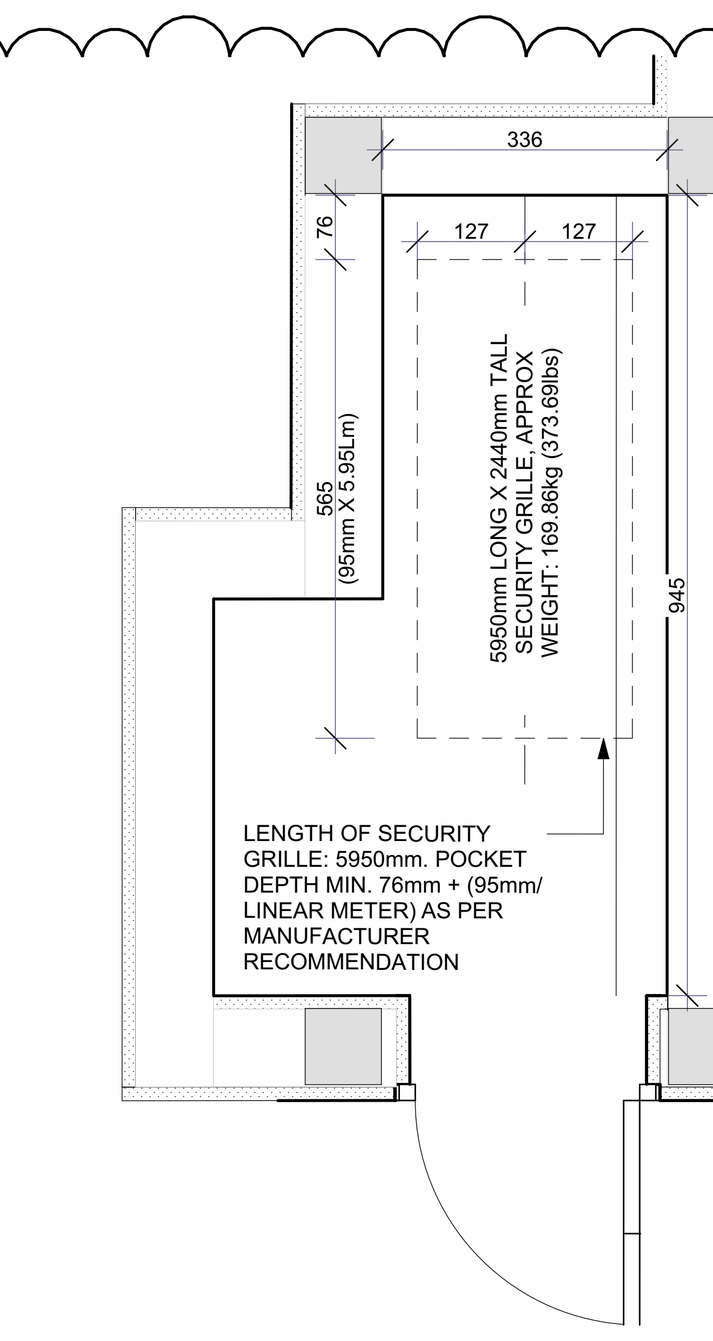

21 A-400 FINANCE RECEPTION SECURITY GRILLE POCKET
SCALE: 1:10

02

CEILING TILE (ACT-X)

CEILING TILE (ACT-01)	CEILING TILE (ACT-02)	VINYL BASE (VB-01)	VINYL BASE (VB-02)
Job Colour Code: **ACT-01**	Job Colour Code: **ACT-02**	Job Colour Code: **RB-01**	Job Colour Code: **RB-02**
Tile Size: **610mm x 610mm**	Tile Size: **610mm x 610mm**	Series: **Johnsonite Tightlock Resilient**	Series: **Johnsonite Tightlock Resilient**
Manu. Code No.: **3114PB**	Manu. Code No.: **673-WH - Kitchen zone**	Manu. Code No.:**Icicle 08**	Manu. Code No.:**Grey 48**
Finish: **Smooth** (Mineral fibre)	Finish: **Smooth** (Vinyl)	Size: **4 3/8"**	Size: **4 3/8"**
Grain Direction:		Grain Direction: **No**	Grain Direction: **No**
Supplier: **Armstrong**	Supplier: **Armstrong**	Supplier: **Tarkett**	Supplier: **Tarkett**

FLOORING

FLOOR TILE (FTL-01)	FLOOR TILE (FTL-02)	RESILIENT SHEET (RSF-01)	RESILIENT SHEET (RSF-02)
Job Colour Code: **FTL-01**	Job Colour Code: **FTL-02**	Job Colour Code: **RSF-01**	Job Colour Code: **RSF-02**
Series:**Beach Series 30cmX60cm**	Series:**Beach Series 30cmX60cm**	Series: **Marmoleum Striato**	Series: **Marmoleum MCS**
Manu. Code No.: **Grey Matte OV.BE.GRY.1224.MT**	Manu. Code No.:**Anthracite Matte OV.BE.ATR.1224.MT**	Manu. Code No.:**5217 Withered Prairie**	Manu. Code No.: **3724 Orbit**
Vinyl Base: **VB-01**	Vinyl Base: **VB-01**	Vinyl Base: **VB-01**	Vinyl Base: **VB-02**
Grain Direction: **Yes**	Grain Direction: **No**	Grain Direction: **Yes**	Grain Direction: **No**
Supplier: **Olympia Tile**	Supplier: **Olympia Tile**	Supplier: **Forbo**	Supplier: **Forbo**

CARPET (CPT-01)	CARPET (CPT-02)	CARPET (CPT-03)
Job Colour Code: **CPT-01**	Job Colour Code: **CPT-02**	Job Colour Code: **CPT-03**
Series: **Accentuate**	Series: **Accentuate**	Series: **Accentuate**
Manu. Code No.:**45213 Imperial**	Manu. Code No.:**45212 Nightshade**	Manu. Code No.:**45201 Trona**
Vinyl Base:**VB-01 (Tightlock Cpt)**	Vinyl Base:**VB-01 (Tightlock Cpt)**	Vinyl Base:**VB-01 (Tightlock Cpt)**
Grain Direction: **No**	Grain Direction: **No**	Grain Direction: **Yes**
Supplier: **Tarkett**	Supplier: **Tarkett**	Supplier: **Tarkett**

COUNTER TOPS (CTP-X)

(CTP-01/CTP-01A)	(CTP-02, CTP-02A)	(CTP-03/CTP-03A)	(CTP-04, CTP-04A)
Job Code:**CTP-01/CTP-01A**	Job Colour Code: **CTP-02/CTP-02A**	Job Colour Code:**CTP-03/CTP-03A**	Job Colour Code:**CTP-04, CTP-04A**
Core: **Particleboard**	Core: **Particleboard**	Core: **Particleboard**	Core: **Particleboard**
Manu. Code No.: **S-7004-SD Solid White**	Manu. Code No.: **S-6054-SD Wrought Iron**	Manu. Code No.: **WE-2700-TL Meditation Elm**	Manu. Code No.: **5015-11 Black Painted Marble**
Finish: **Textured/Suede**	Finish: **Textured / Suede**	Finish: **Timberline**	Finish: **Satin Touch**
Grain Direction: **No**	Grain Direction: No	Grain Direction: **Yes**	Grain Direction: no
Supplier: **Nevamar**	Supplier: **Nevamar**	Supplier: **Nevamar**	Supplier: **Formica**
CTP-01: **38mm X 3mm PVC edge**	CTP-02:**38mm X 3mm PVC edge**	CTP-03:**38mm X 3mm PVC edge**	CTP-04:**38mm X 3mm PVC edge**
CTP-01A:**Post Formed Edge**	CTP-02A:**Post Formed Edge**	CTP-03A:**Post Formed Edge**	CTP-04A:**Post Formed Edge**

CABINETS (TFL-X)

CABINETS (TFL-01)	CABINETS (TFL-02)
Job Colour Code: **TFL-01**	Job Colour Code: **TFL-02**
Core: **Particleboard**	Core: **Particleboard**
Manu. Code No.:**W604-IW Midnight Cedar**	Manu. Code No.: **WE-2700-TL Meditation Elm**
Finish: **Ironwood**	Finish: **Timberline**
Grain Direction: **Yes**	Grain Direction: **Yes**
Supplier: **Panolam (Nevamar)**	Supplier: **Panolam (Nevamar)**
Pull: **HW-1 (Matte Black)**	Pull: **HW-1 (Matte Black)**

RevID	Change	Revision	Date
02	ADD-01	ADDENDUM 01	2025.11.19
01		ISSUED FOR TENDER	2025.10.28

Revision History

TOWN OF SOUTH BRUCE PENINSULA

Drawings are the property of G. M. Diemert Architect Inc. and shall not be reproduced or altered without the written consent of G. M. Diemert Architec Inc.

G. M. DIEMERT ARCHITECT INC.
Suite 201
957 Fourth Avenue East
OWEN SOUND, ONTARIO, N4K 2N9,
tel: 519-376-1975

OWNER:
Town of South Bruce Peninsula
315 George Street
Wiarton, N0H 2T0

PROJECT:
New Townhall Offices
370 William Street, Wiarton, Ontario

Drawing Name
RECEPTION AND MILLWORK DETAILS

Drawing Number: **A-400**
Project Number: **2404**
ORIGINAL DRAWING SIZE: **ARCH E** (1220 x 915mm) (48" x 36")

S:\2024\2404-TSBP\Dwgs\20251107-370WilliamStWiartnON.pln

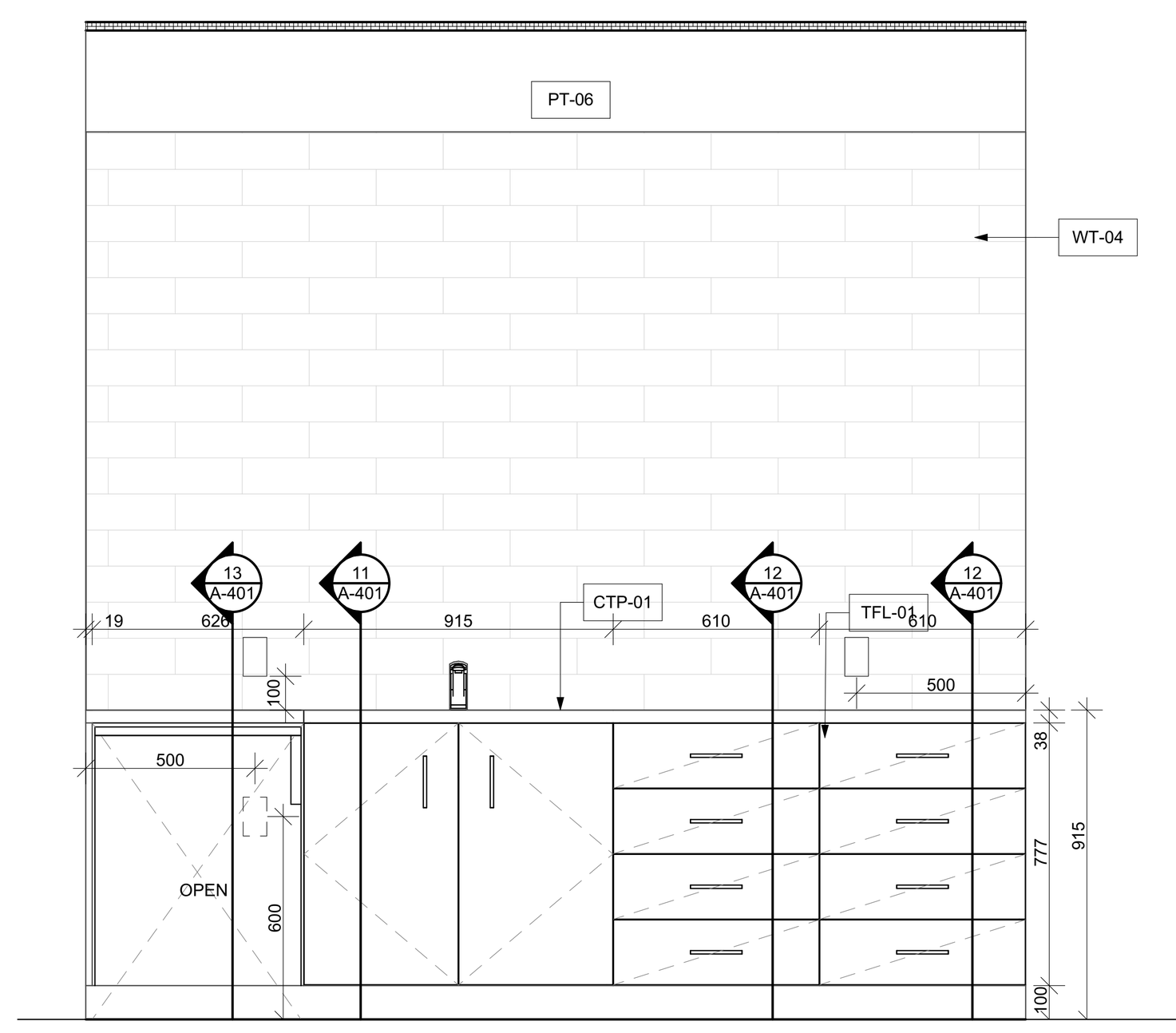

2 A-401 BOARDROOM MILLWORK
SCALE: 1:20

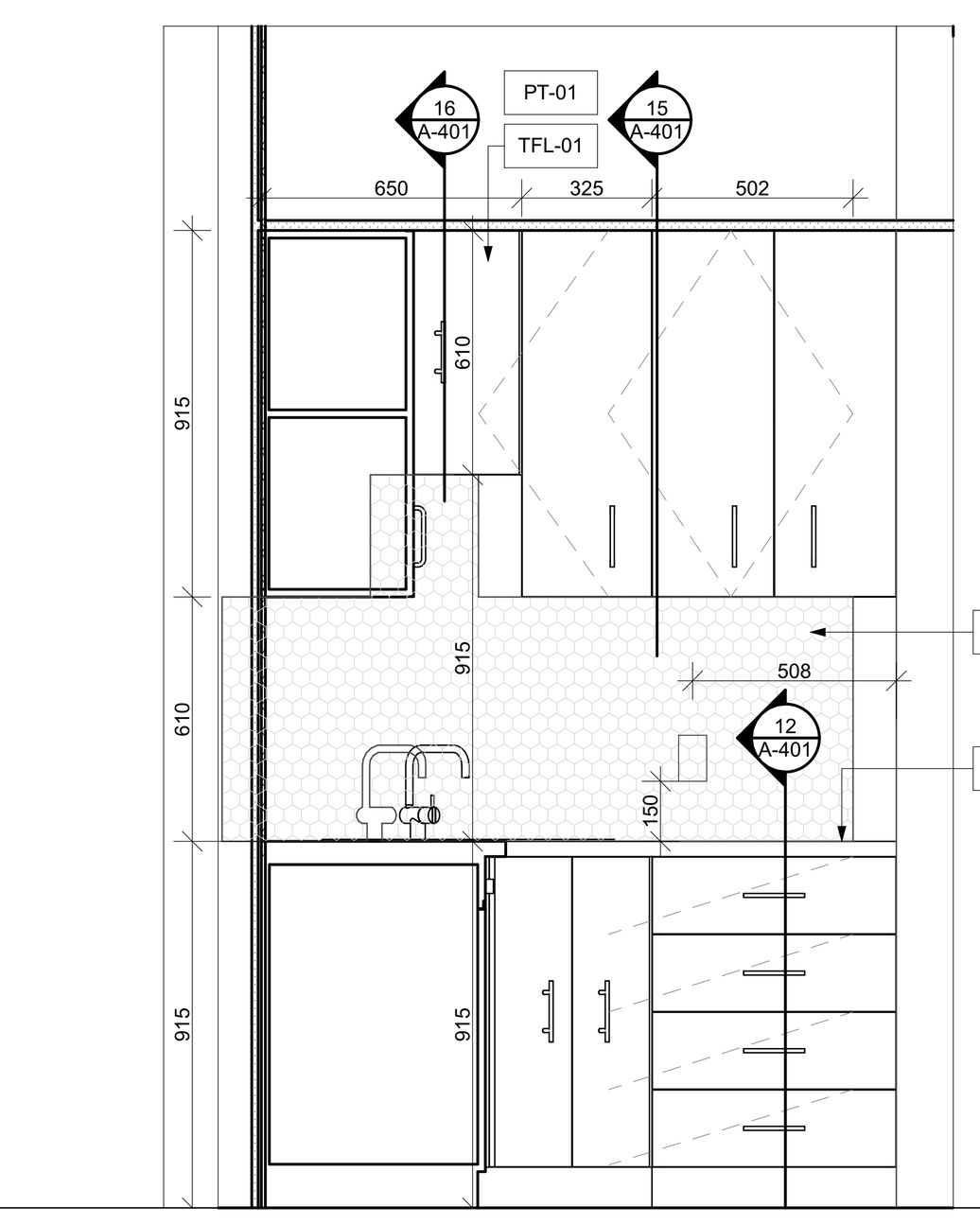

4 A-401 STAFF LUNCH ROOM MILLWORK ELEVATION A
SCALE: 1:20

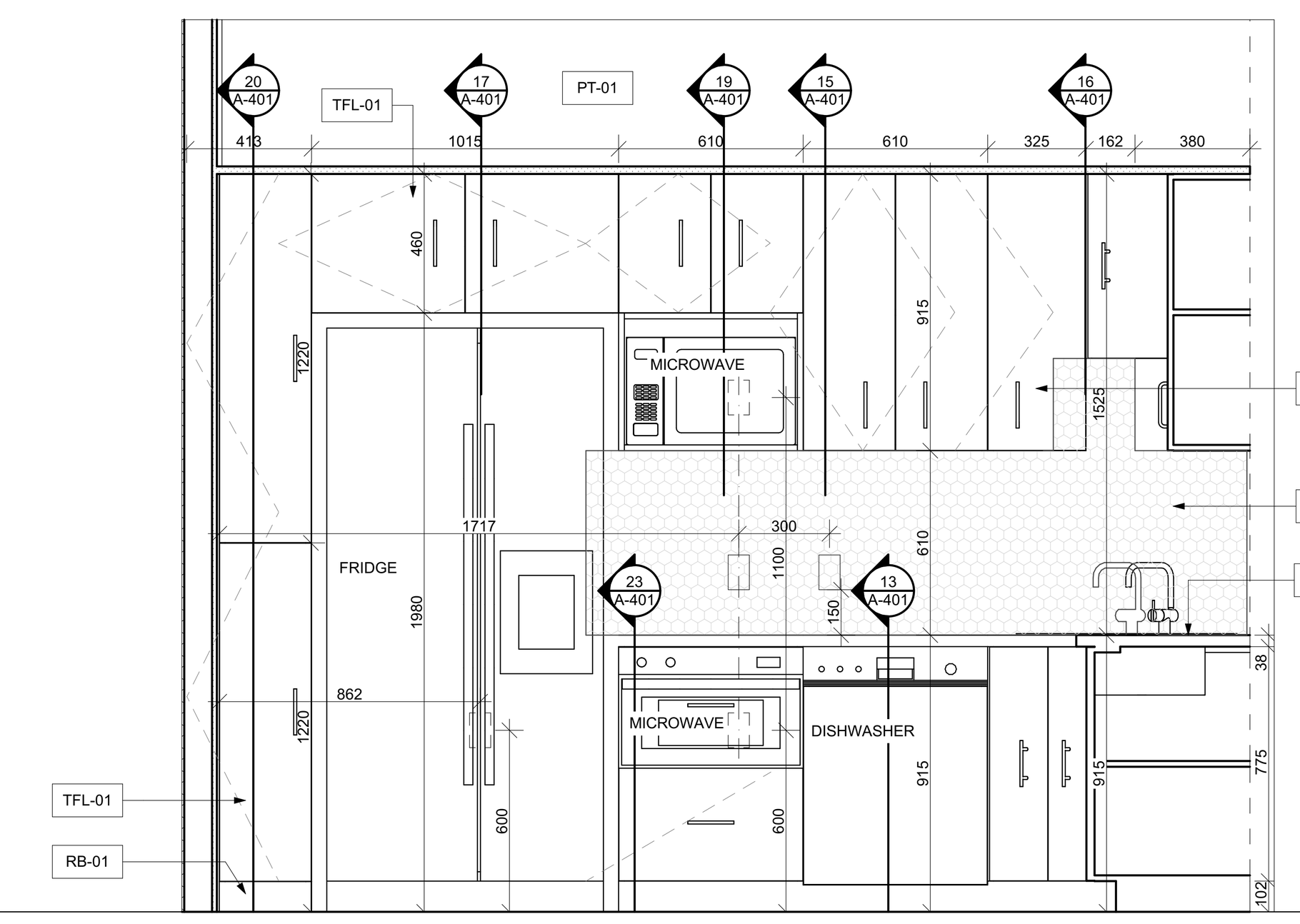

5 A-401 STAFF LUNCH ROOM MILLWORK ELEVATION B
SCALE: 1:20

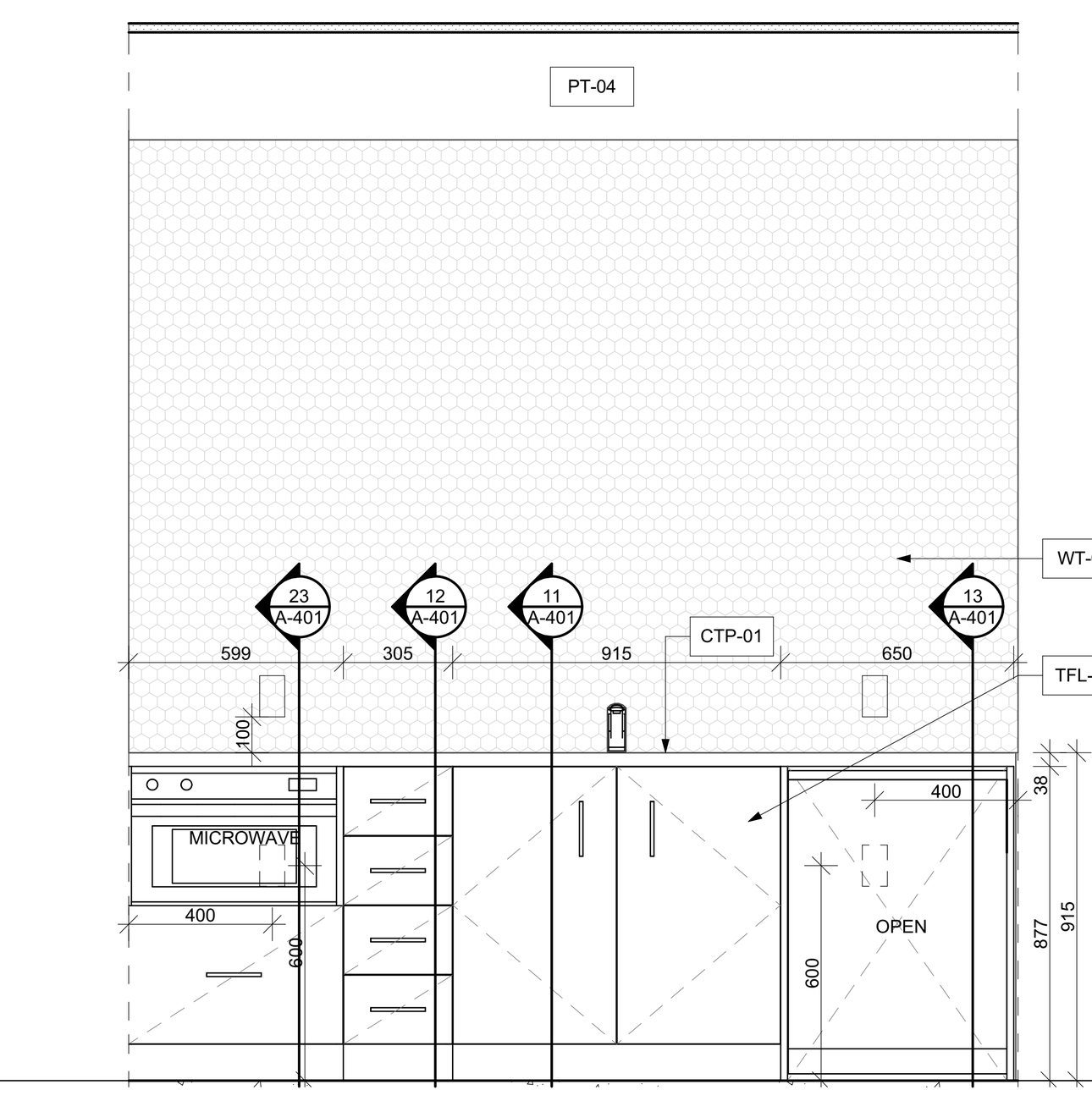

6 A-401 STAFF COFFEE STATION A ELEVATION
SCALE: 1:20

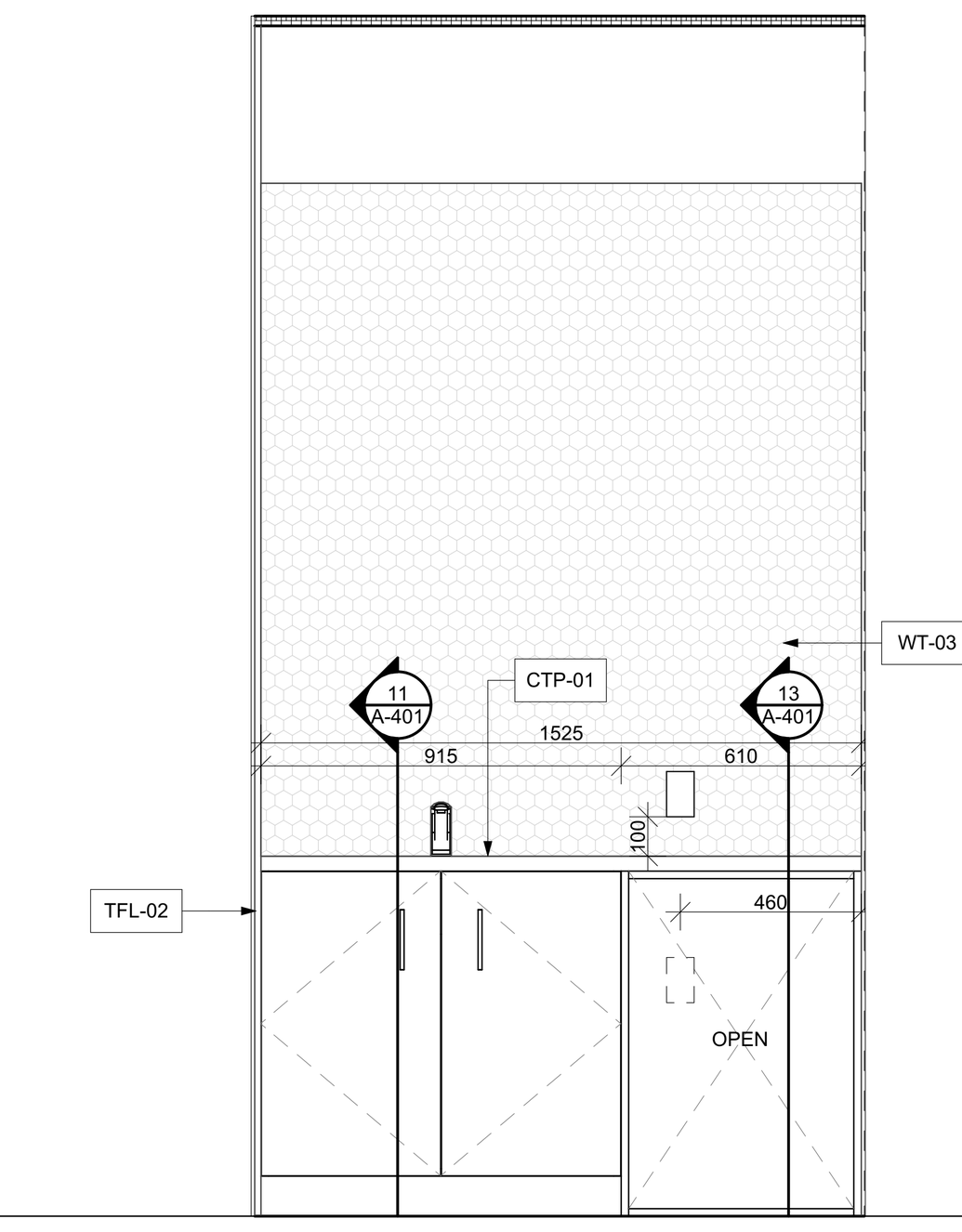

8 A-401 STAFF COFFEE STATION B ELEVATION
SCALE: 1:20

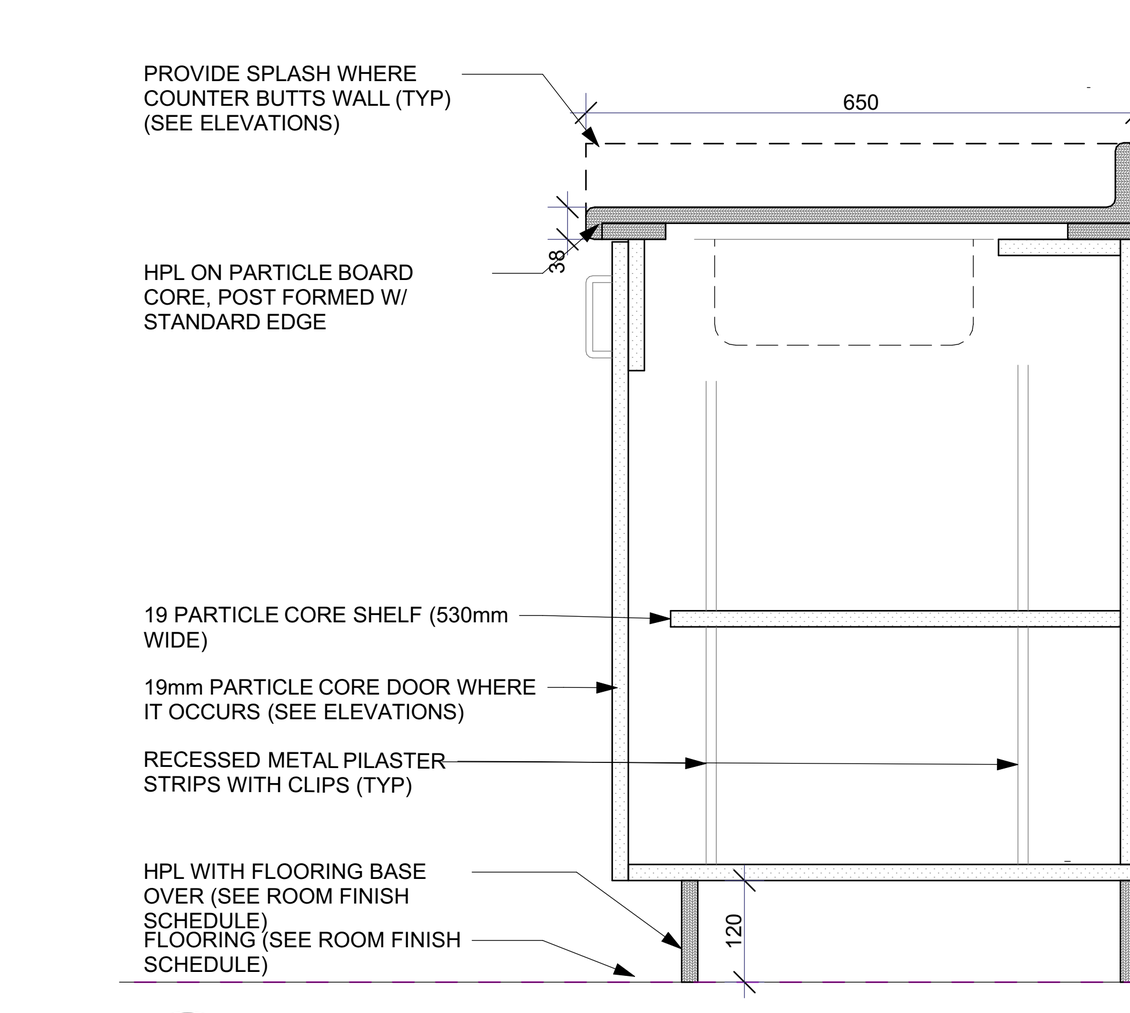

11 A-401 SINK MILLWORK SECTION
SCALE: 1:10

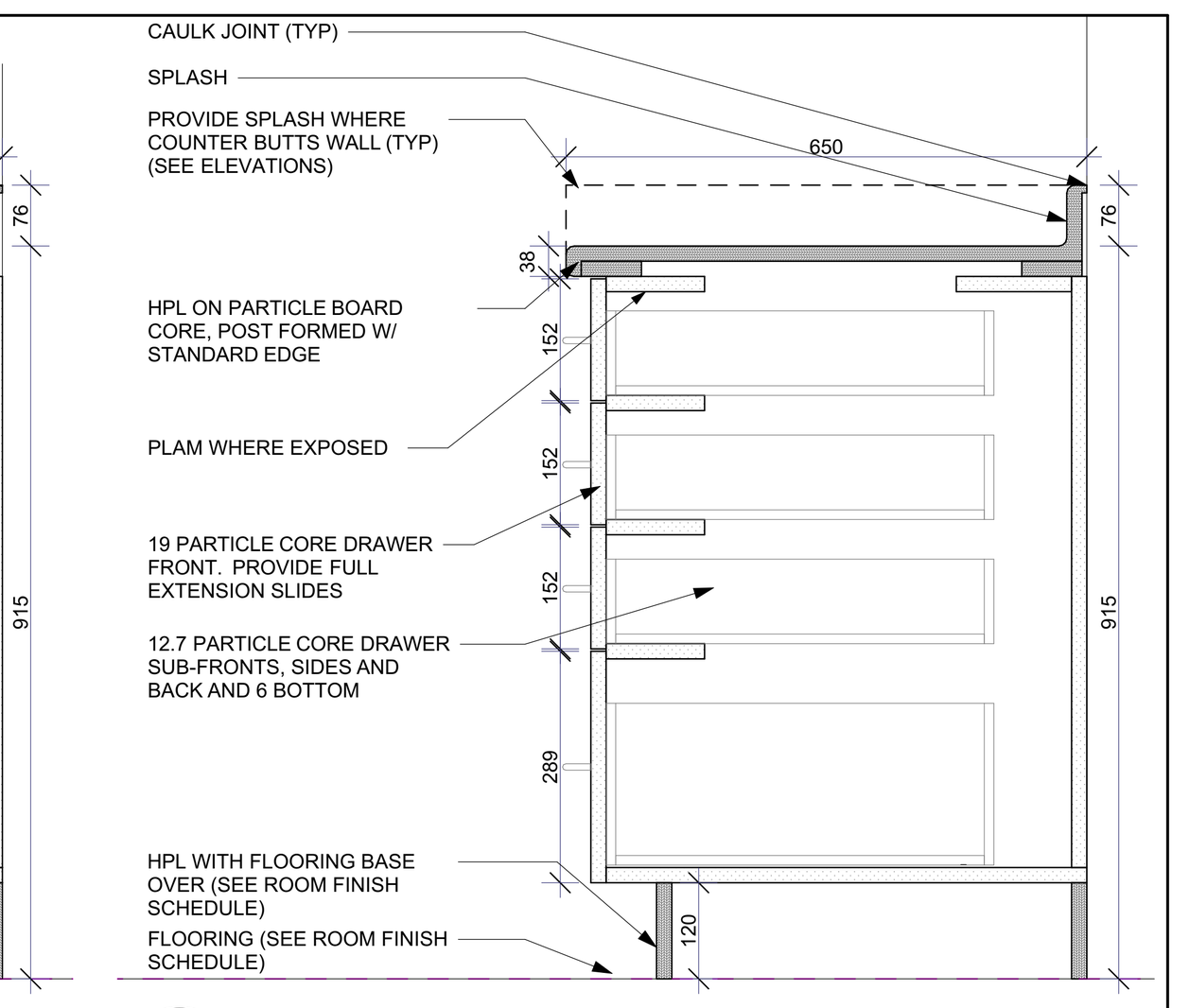

12 A-401 DRAWER MILLWORK SECTION
SCALE: 1:10

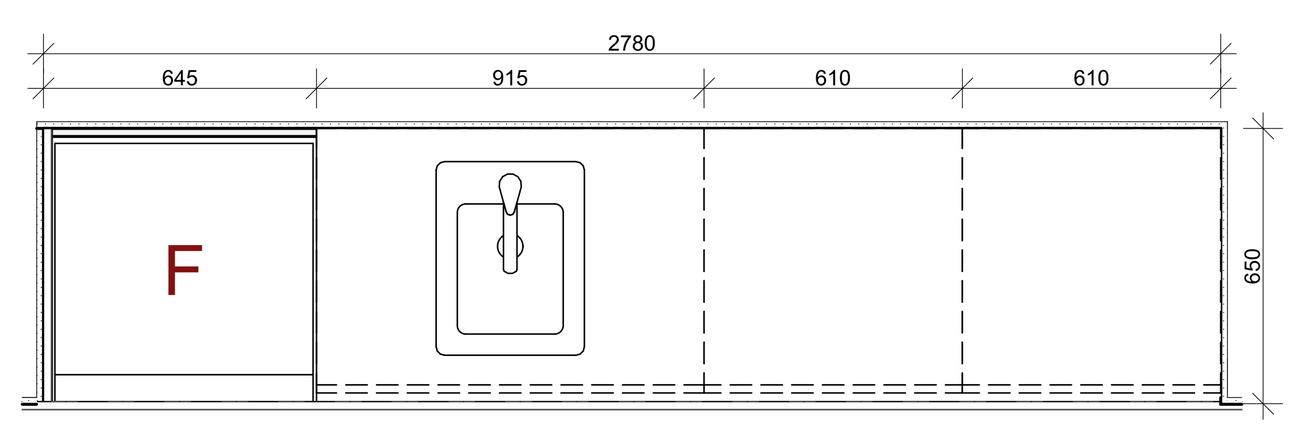

3 A-401 EXECUTIVE BOARDROOM MILLWORK
SCALE: 1:20

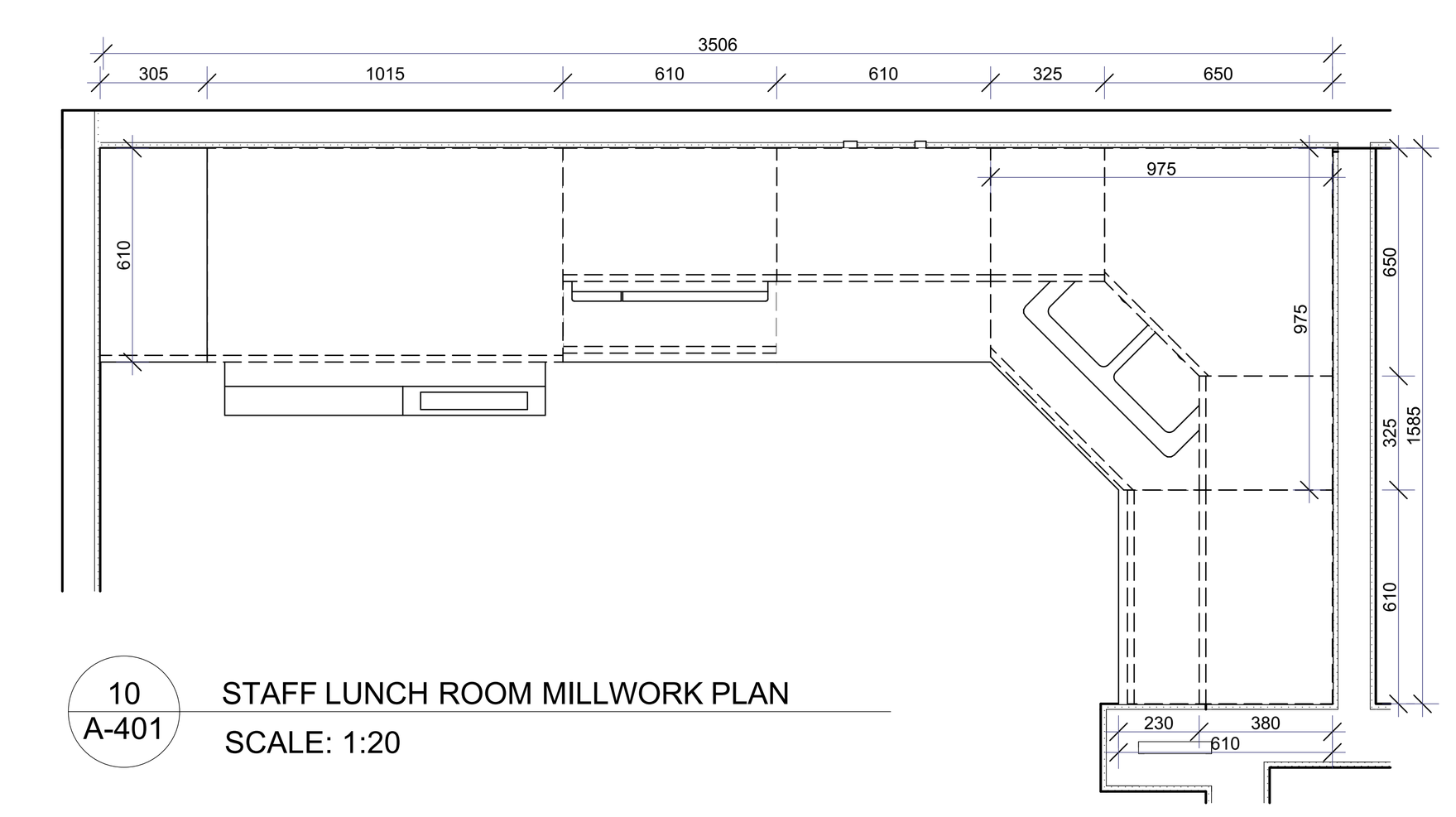

10 A-401 STAFF LUNCH ROOM MILLWORK PLAN
SCALE: 1:20

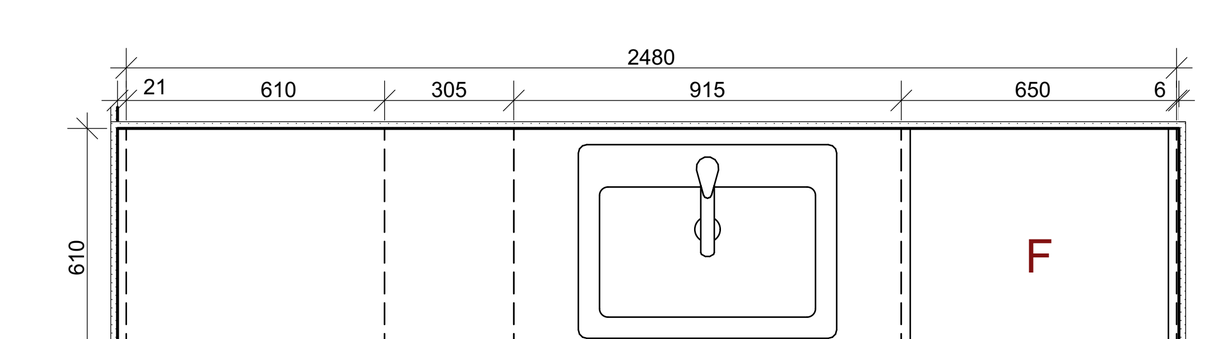

7 A-401 STAFF COFFEE STATION A MILLWORK PLAN
SCALE: 1:20

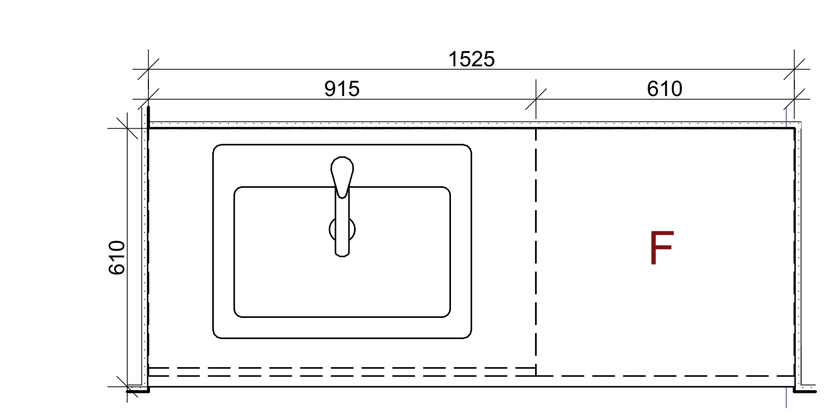

9 A-401 COFFEE STATION B MILLWORK PLAN
SCALE: 1:20

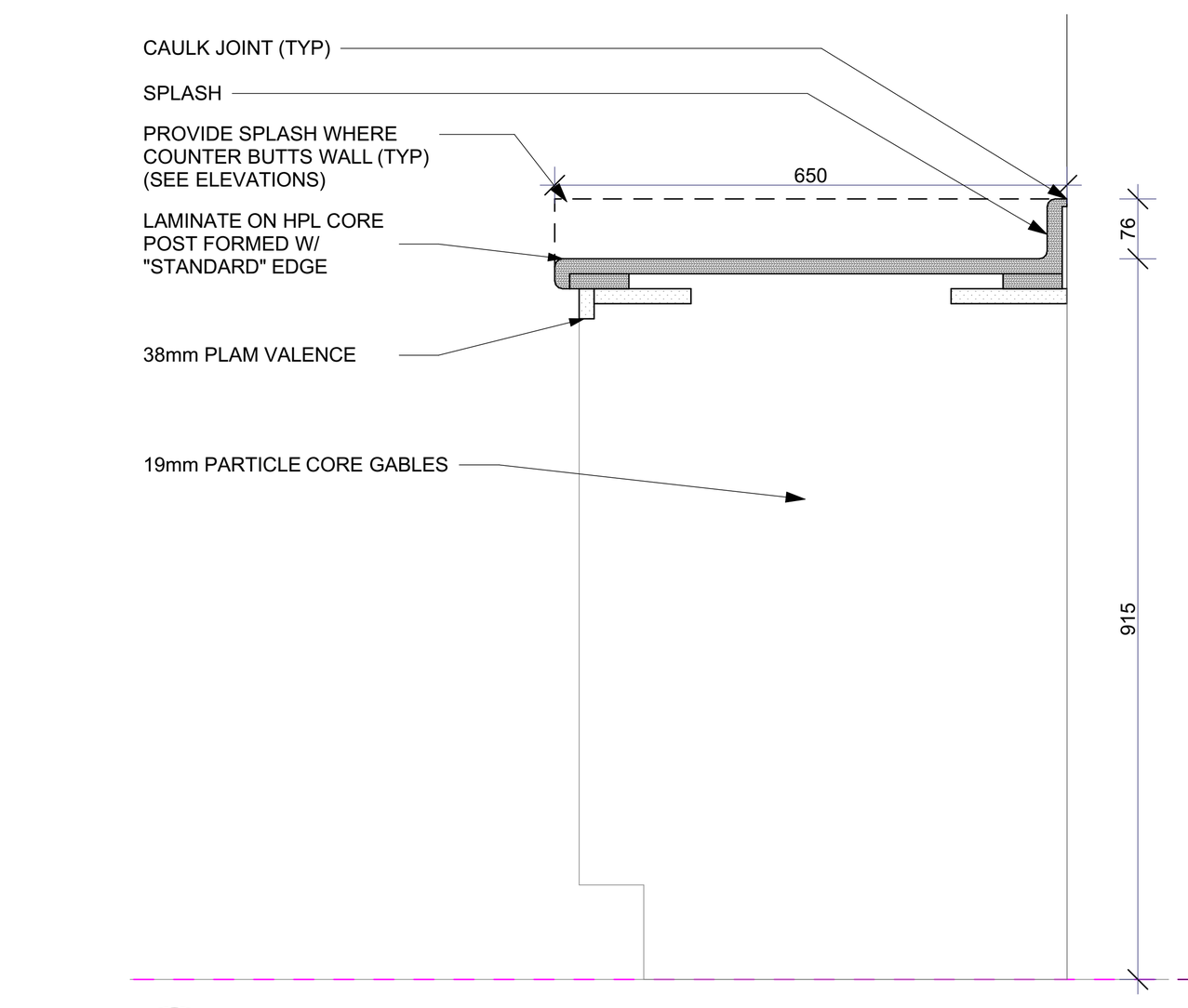

13 A-401 DISHWASHER MILLWORK SECTION
SCALE: 1:10

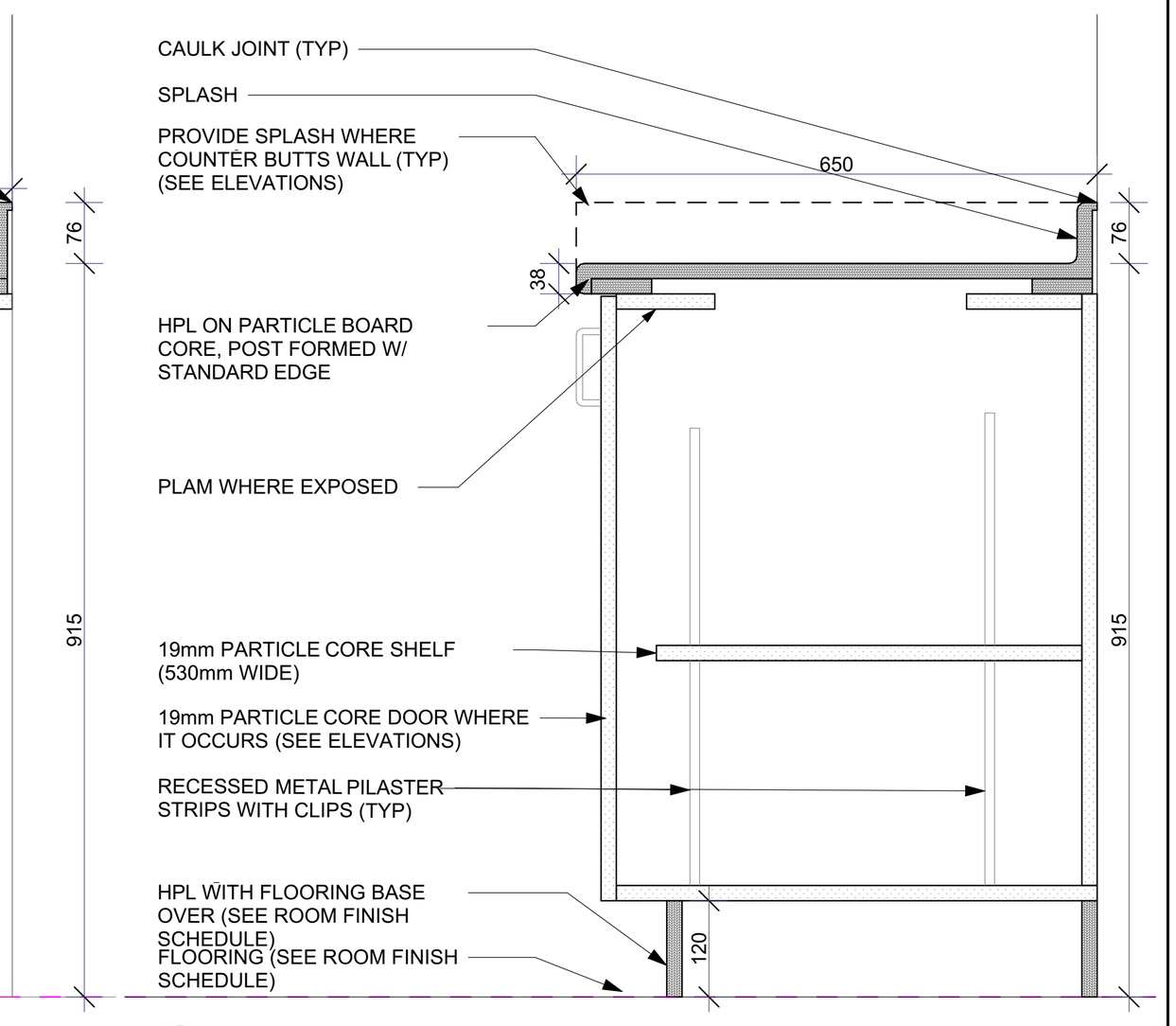

14 A-401 LOWER CABINET MILLWORK SECTION
SCALE: 1:10

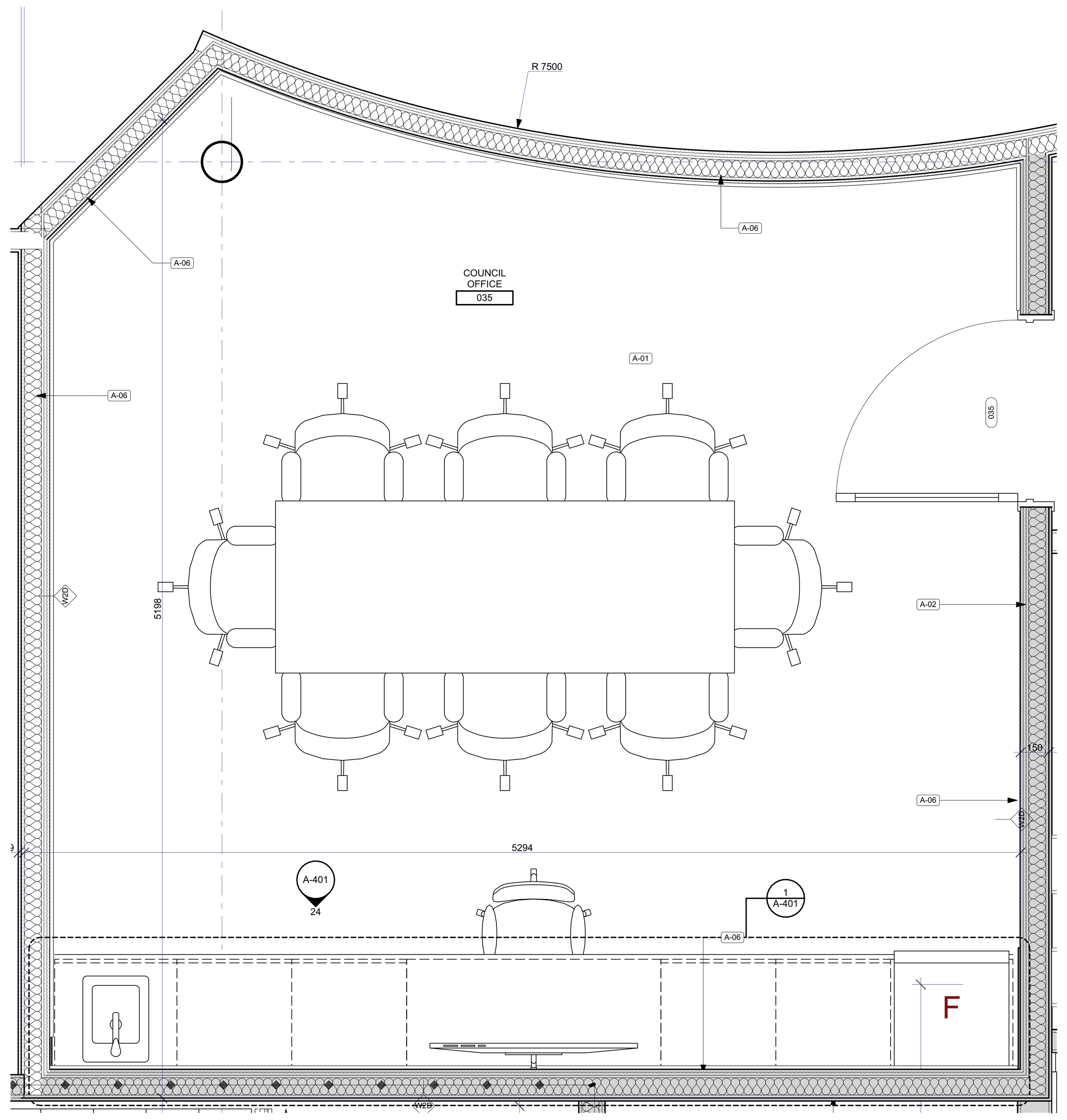

21 A-401 COUNCIL OFFICE ENLARGED PLAN
SCALE: 1:20

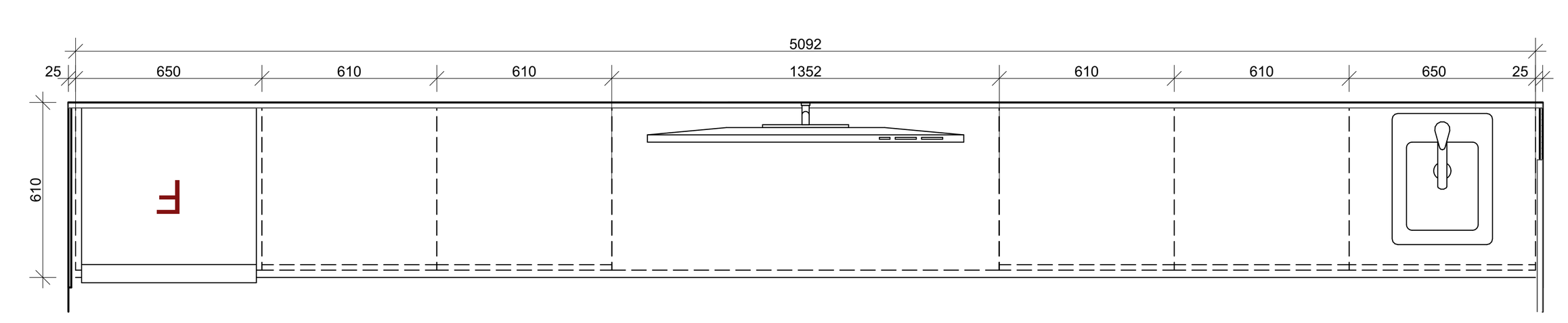

1 A-401 COUNCIL OFFICE MILLWORK
SCALE: 1:20

WALL TILE (WT-02)	WALL TILE (WT-03)	WALL TILE (WT-04)	WALL TILE (WT-05)
Job Colour Code: WT-02	Job Colour Code: WT-03	Job Colour Code: WT-xx	Job Colour Code: WT-05
Series: Ontario	Series: Ontario	Series: Saturn	Series: Saturn
Manu. Code No.: Tender Grey OD.ON.TGR.02.HEX.GL	Manu. Code No.: Dark Grey OD.ON.DGR.02.HEX.GL	Manu. Code No.:MC.ST.BGS.0310 Blu Galassia	Manu. Code No.:MC.ST.VMV.0310 Verde Malva
Vinyl Base:VB-01 (Tightlock Cpt)	Vinyl Base:VB-01 (Tightlock Cpt)	Vinyl Base:VB-01 (Tightlock Cpt)	Vinyl Base:VB-01 (Tightlock Cpt)
Grain Direction: No	Grain Direction: No	Grain Direction: Yes	Grain Direction: Yes
Supplier: Olympia Tile	Supplier: Olympia Tile	Supplier: Olympia Tile	Supplier: Olympia Tile

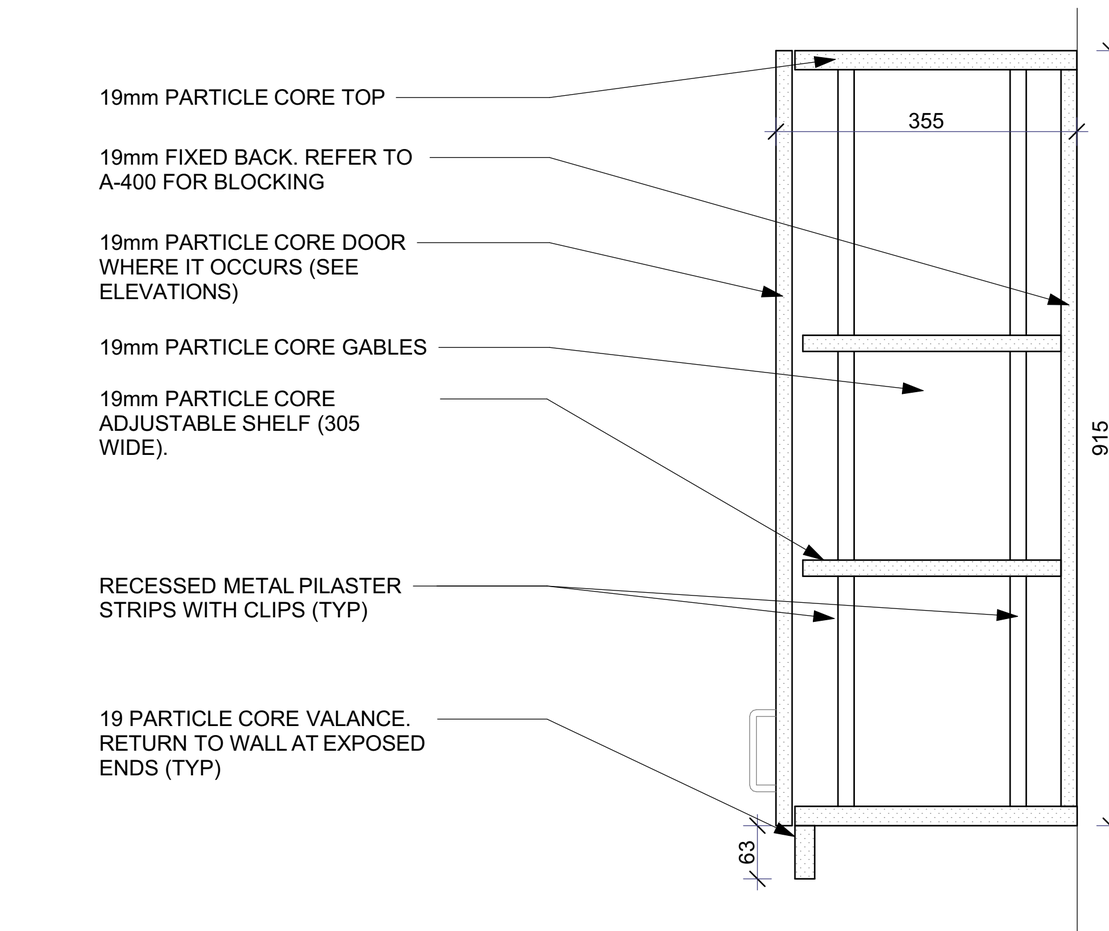

15 A-401 UPPER MILLWORK SECTION
SCALE: 1:10

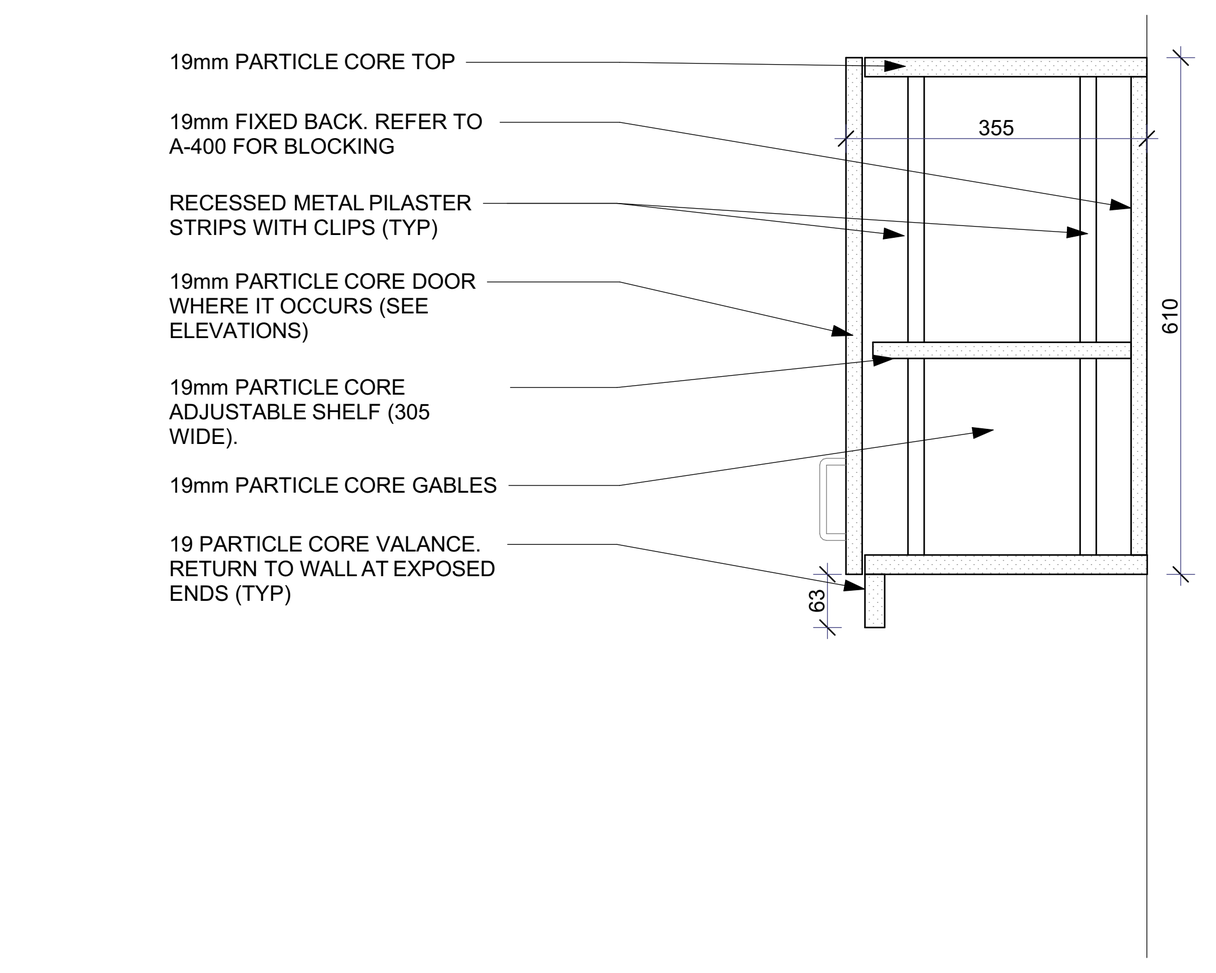

16 A-401 UPPER MILLWORK SECTION
SCALE: 1:10

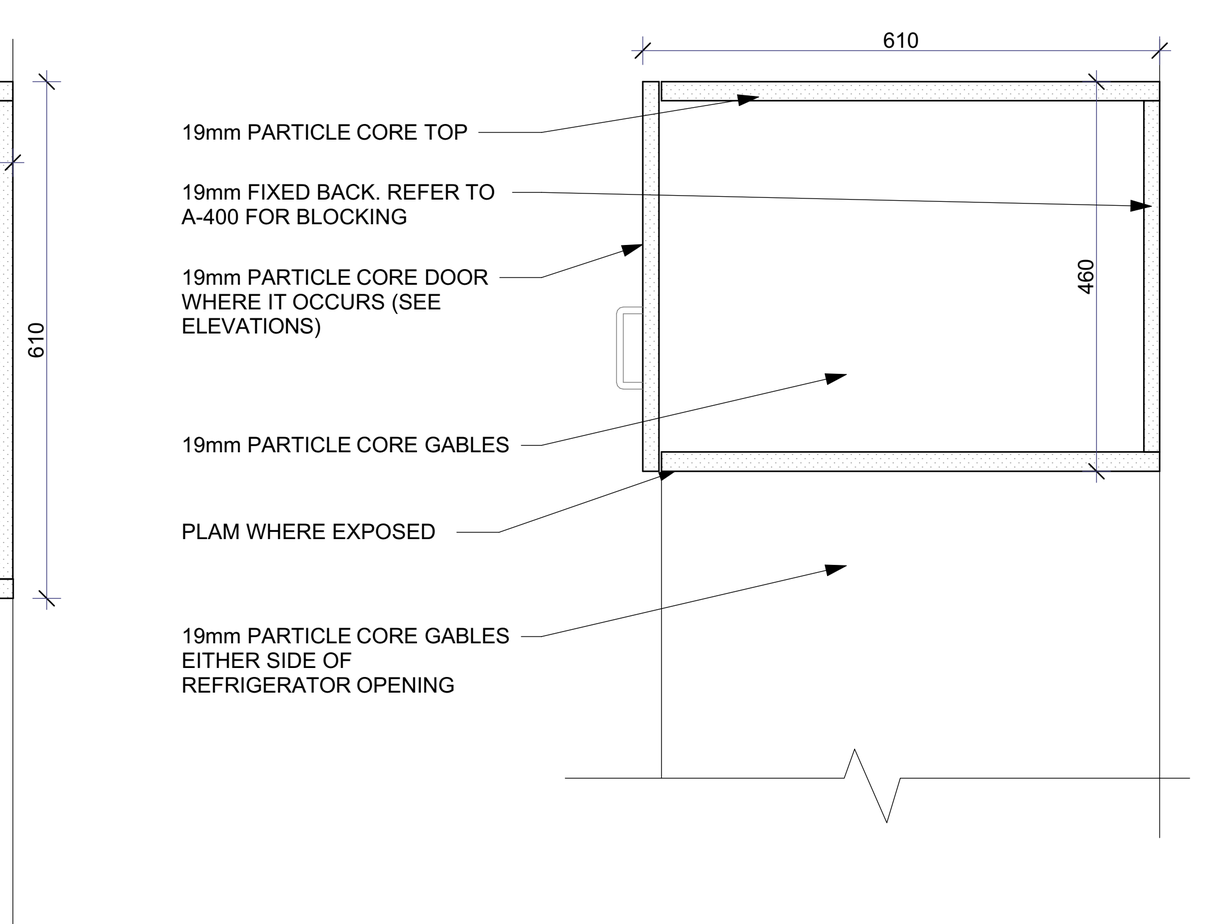

17 A-401 MILLWORK SECTION ABOVE FRIDGE
SCALE: 1:10

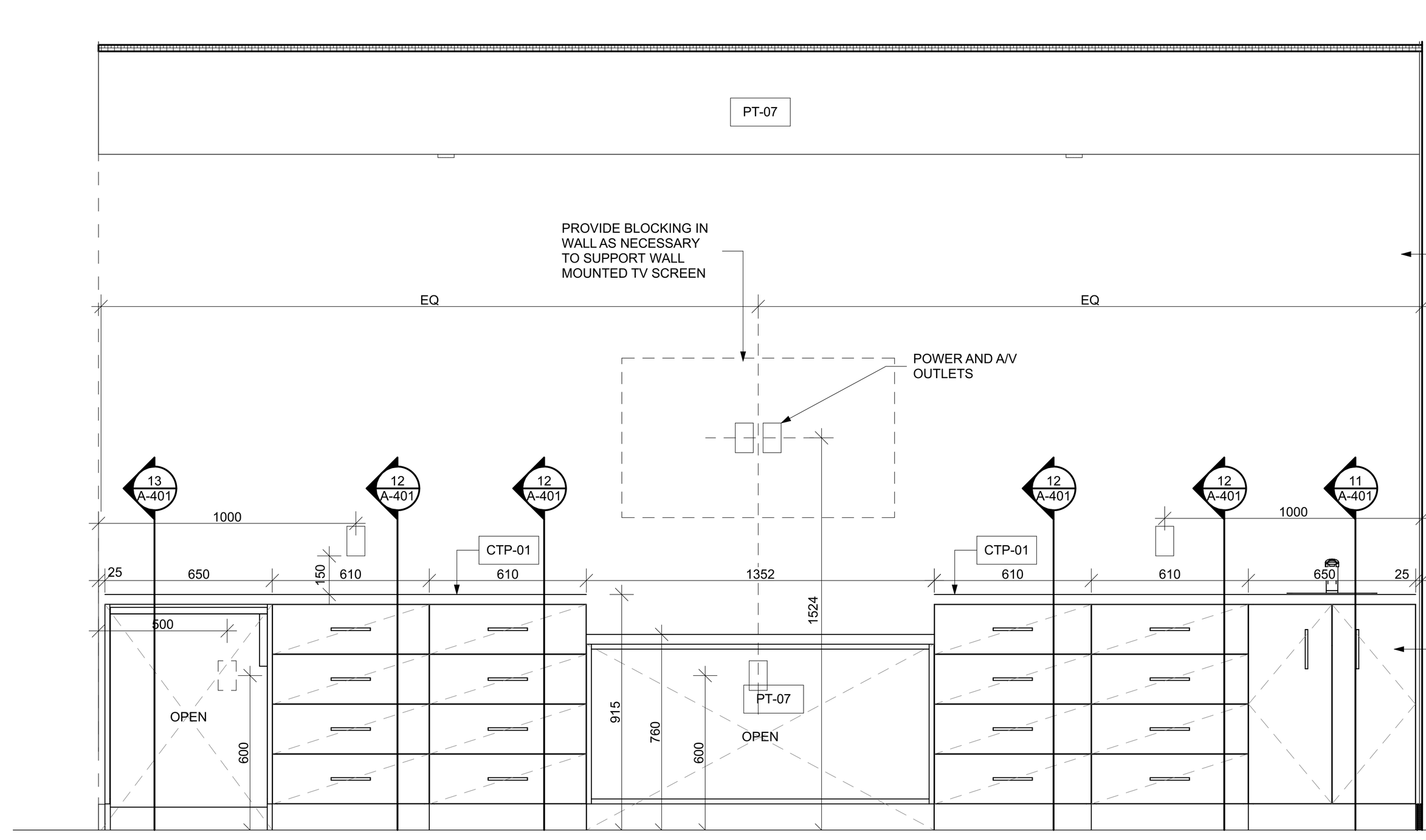

24 A-401 COUNCIL MEETING ROOM ACCENT WALL
SCALE: 1:20

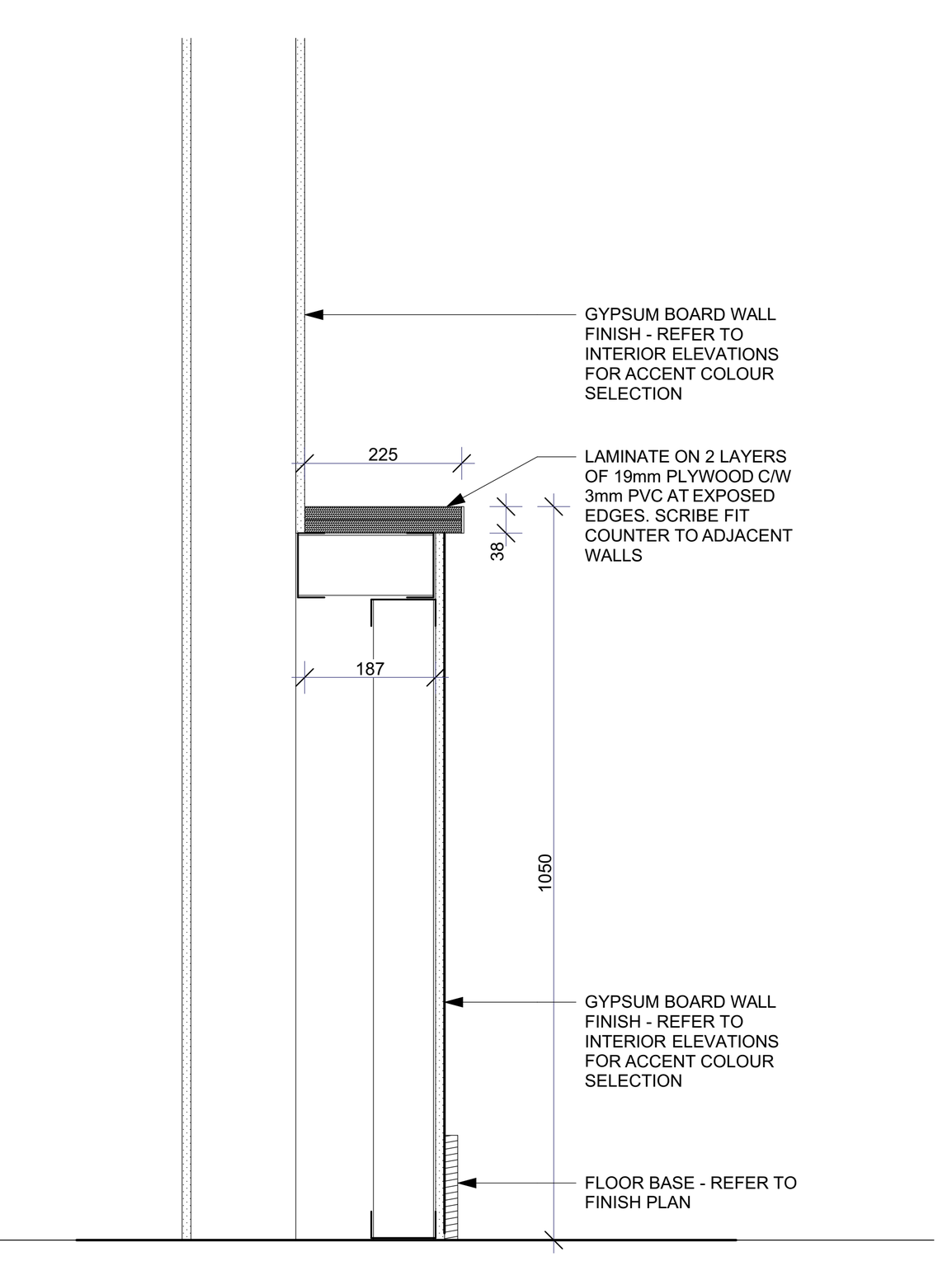

26 A-401 SECTION THROUGH KNEE WALL
SCALE: 1:10

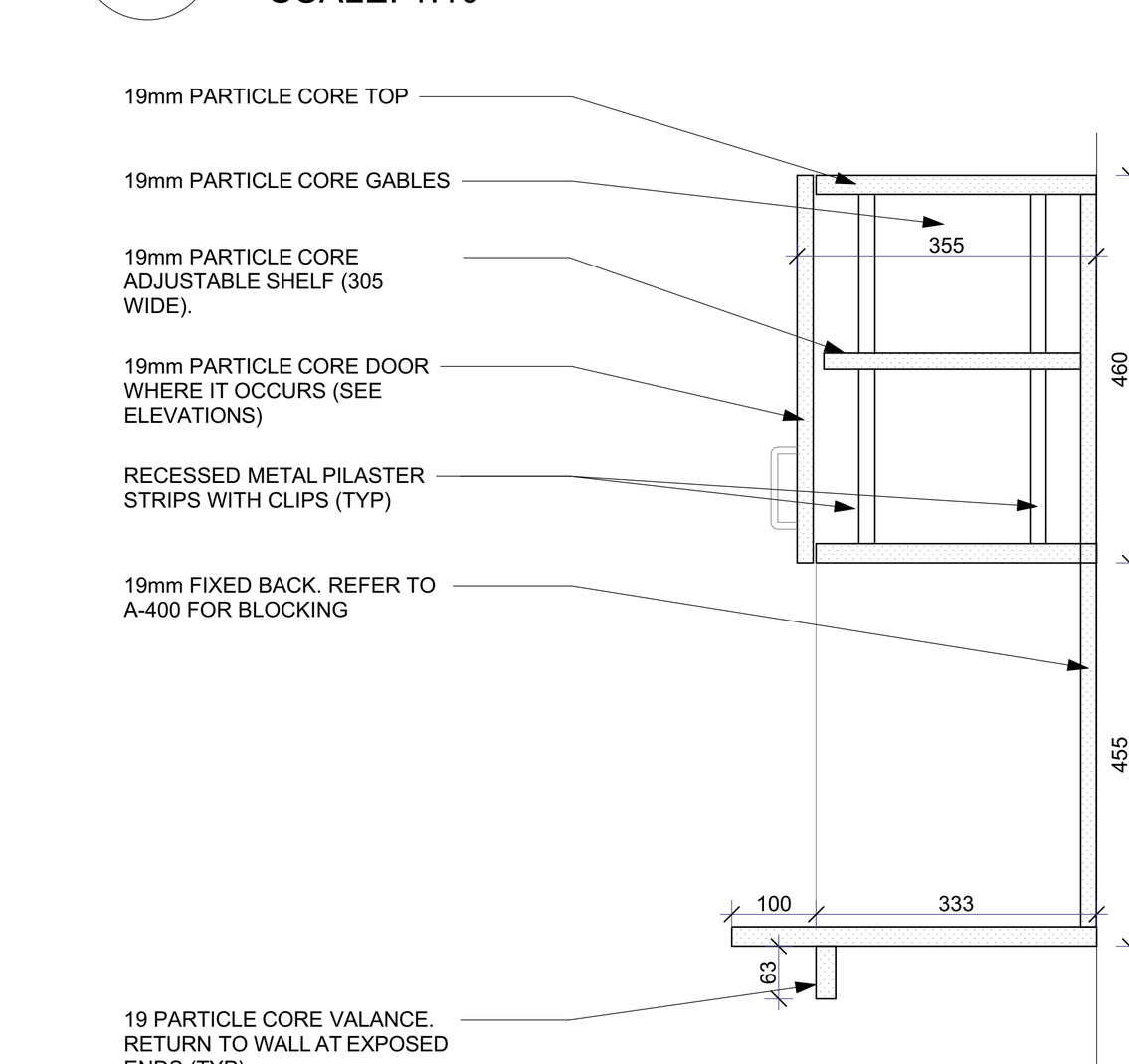

19 A-401 MILLWORK SECTION AT MICROWAVE
SCALE: 1:10

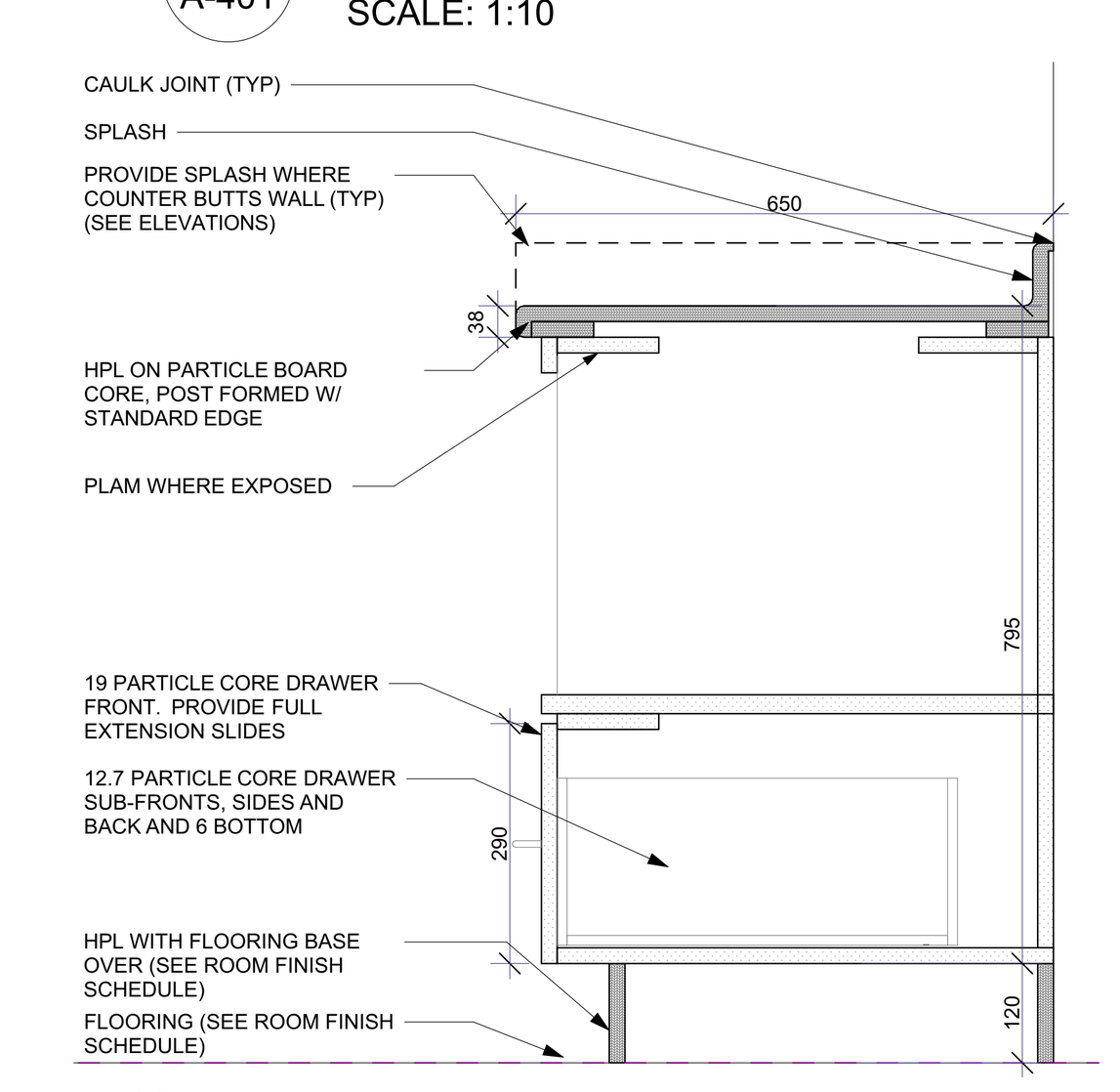

23 A-401 MILLWORK SECTION AT MICROWAVE
SCALE: 1:10

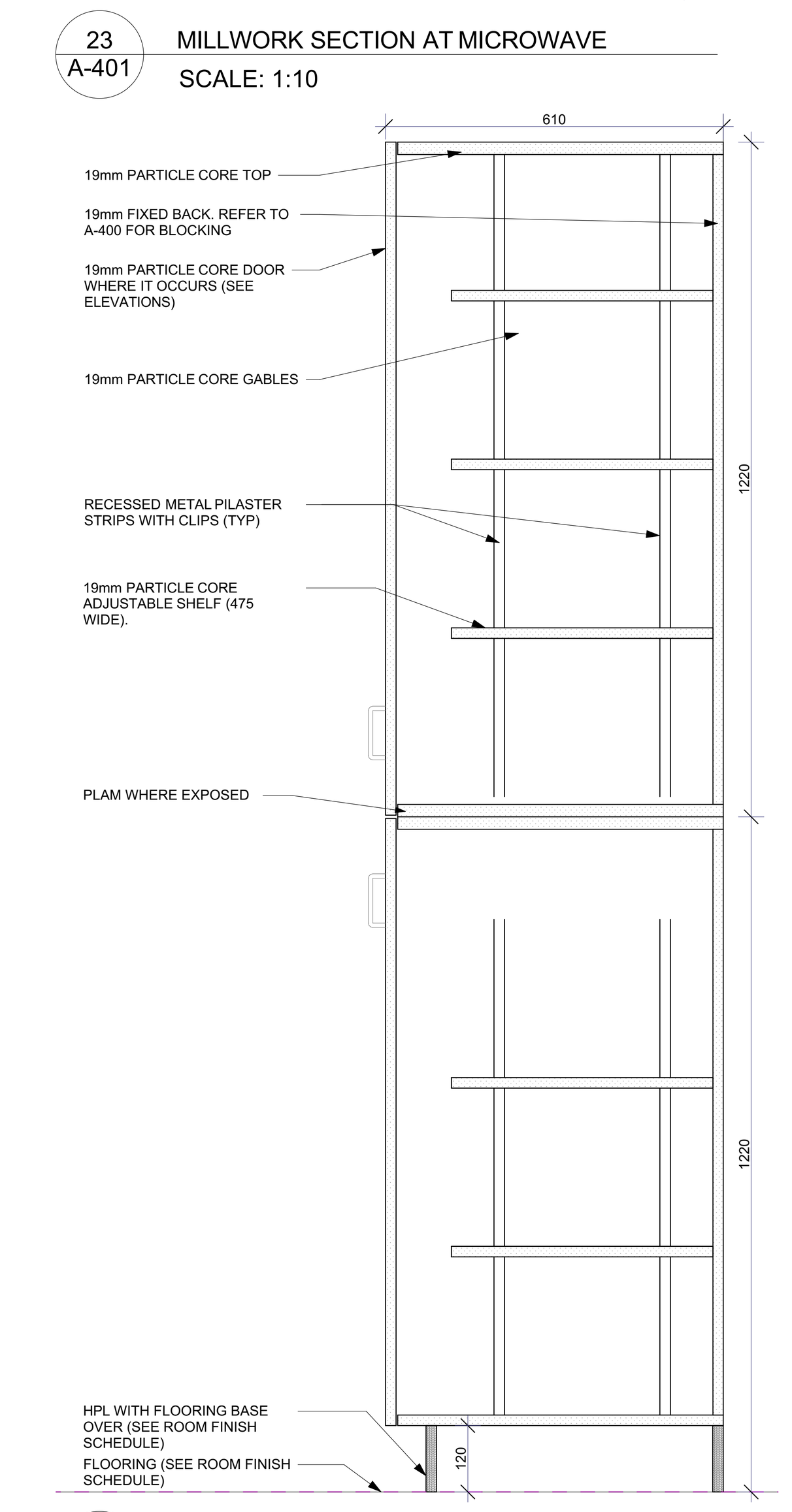

20 A-401 MILLWORK SECTION AT PANTRY
SCALE: 1:10

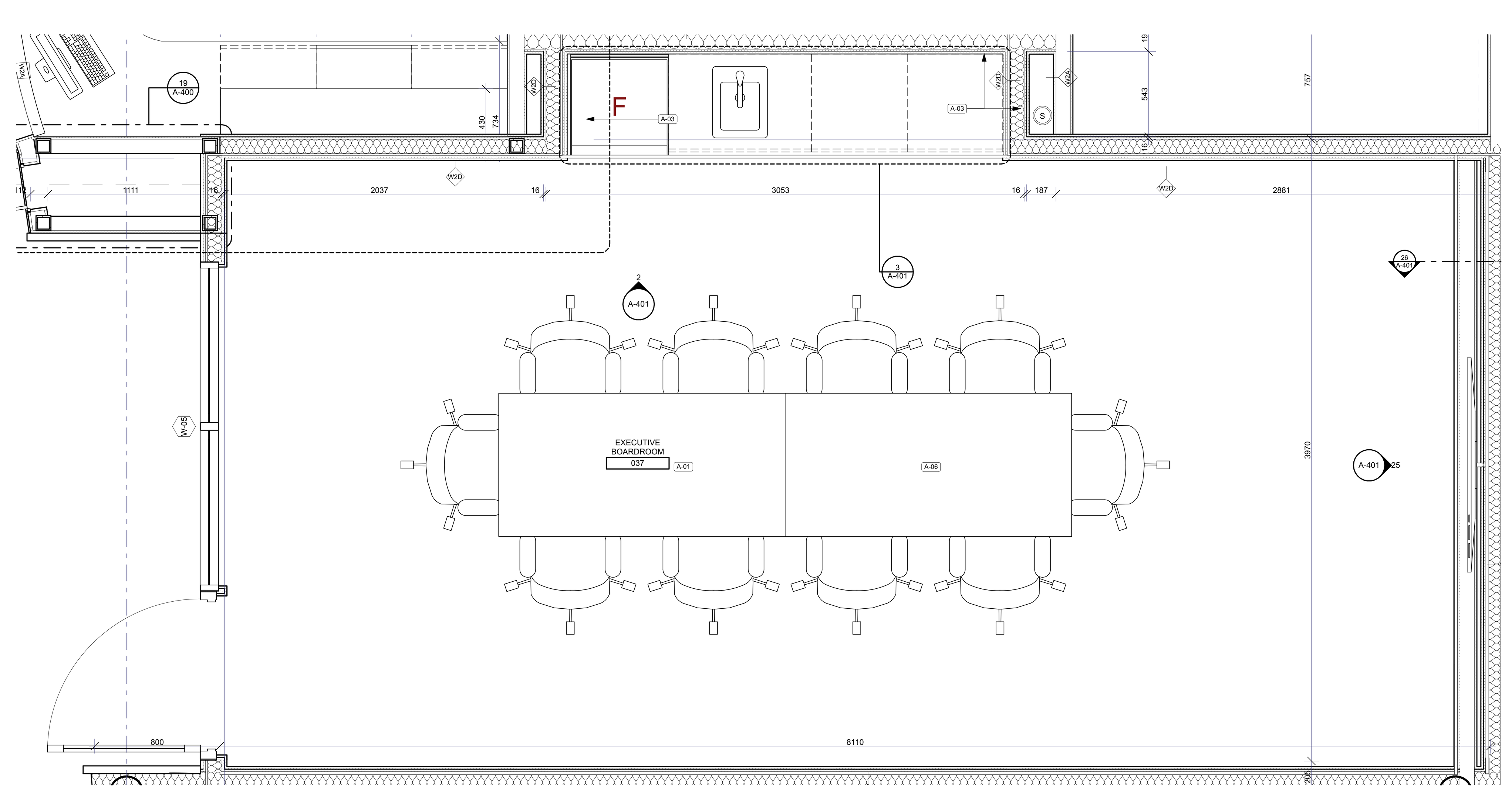

22 A-401 BOARDROOM ENLARGED PLAN
SCALE: 1:20

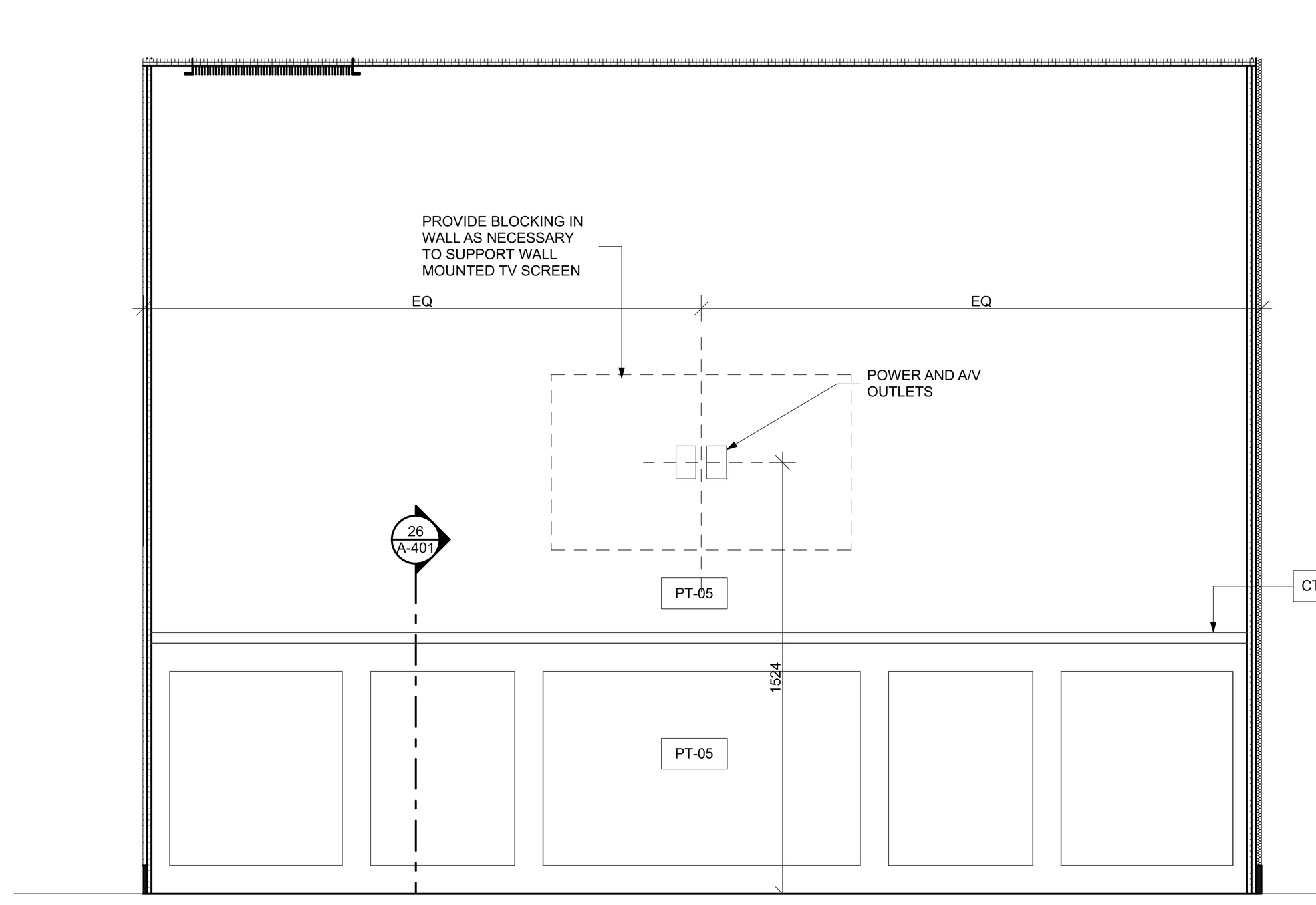

25 A-401 BOARDROOM ACCENT WALL
SCALE: 1:20

CEILING TILE (ACT-X)

CEILING TILE (ACT-01)	CEILING TILE (ACT-02)
Job Colour Code: ACT-01	Job Colour Code: ACT-02
Tile Size: 610mm x 610mm	Tile Size: 610mm x 610mm
Manu. Code No.: 3114PB	Manu. Code No.: 673-WH - Kitchen zone
Finish: Smooth (Mineral fibre)	Finish: Smooth (Vinyl)
Grain Direction:	
Supplier: Armstrong	Supplier: Armstrong

VINYL BASE (VB-01)	VINYL BASE (VB-02)
Job Colour Code: RB-01	Job Colour Code: RB-02
Series: Johnsonite Tightlock Resilient	Series: Johnsonite Tightlock Resilient
Manu. Code No.:Icicle 08	Manu. Code No.:Grey 48
Size: 4 3/8"	Size: 4 3/8"
Grain Direction: No	Grain Direction: No
Supplier: Tarkett	Supplier: Tarkett

FLOORING

FLOOR TILE (FTL-01)	FLOOR TILE (FTL-02)	RESILIENT SHEET (RSF-01)	RESILIENT SHEET (RSF-02)
Job Colour Code: FTL-01	Job Colour Code: FTL-02	Job Colour Code: RSF-01	Job Colour Code: RSF-02
Series:Beach Series 30cmX60cm	Series:Beach Series 30cmX60cm	Series: Marmoleum Striato	Series: Marmoleum MCS
Manu. Code No.:Grey Matte OV.BE.GRY.1224.MT	Manu. Code No.:Anthracite Matte OV.BE.ATR.1224.MT	Manu. Code No.:5217 Withered Prairie	Manu. Code No.: 3724 Orbit
Vinyl Base: VB-01	Vinyl Base: VB-01	Vinyl Base: VB-01	Vinyl Base: VB-02
Grain Direction: Yes	Grain Direction: Yes	Grain Direction: Yes	Grain Direction: No
Supplier: Olympia Tile	Supplier: Olympia Tile	Supplier: Forbo	Supplier: Forbo

CARPET (CPT-01)	CARPET (CPT-02)	CARPET (CPT-03)
Job Colour Code: CPT-01	Job Colour Code: CPT-02	Job Colour Code: CPT-03
Series: Accentuate	Series: Accentuate	Series: Accentuate
Manu. Code No.:45213 Imperial	Manu. Code No.:45212 Nightshade	Manu. Code No.:45201 Trona
Vinyl Base:VB-01 (Tightlock Cpt)	Vinyl Base:VB-01 (Tightlock Cpt)	Vinyl Base:VB-01 (Tightlock Cpt)
Grain Direction: No	Grain Direction: No	Grain Direction: Yes
Supplier: Tarkett	Supplier: Tarkett	Supplier: Tarkett

PAINT

PAINT (PT-01)	PAINT (PT-02)	PAINT (PT-03)	PAINT (PT-04)
Job Colour Code: PT-01	Job Colour Code: PT-02	Job Colour Code: PT-03	Job Colour Code: PT-04
Manu. Code No.: SW 7005 Pure White	Manu. Code No.: SW 7007 Bright White	Manu. Code No.: SW 7674 Peppercorn	Manu. Code No.: xxxx Yellow
Sheen: G3 Eggshell (Walls)	Sheen: G1 Flat (Ceiling)	Sheen: G5 Semi-Gloss	Sheen: G3 Eggshell
Sheen: G5 Semi-Gloss (Door)			
Supplier: Sherwin Williams	Supplier: Sherwin Williams	Supplier: Sherwin Williams	Supplier: XXXX

PAINT (PT-05)	PAINT (PT-06)	PAINT (PT-07)
Job Colour Code: PT-05	Job Colour Code: PT-06	Job Colour Code: PT-07
Manu. Code No.: xxxx Blue	Manu. Code No.: xxxx Blue	Manu. Code No.: xxxx Green
Sheen: G3 Eggshell	Sheen: G3 Eggshell	Sheen: G3 Eggshell
Supplier: XXX	Supplier: XXX	Supplier: XXX

COUNTER TOPS (CTP-X)

(CTP-01/CTP-01A)	(CTP-02, CTP-02A)	(CTP-03/CTP-03A)	(CTP-04, CTP-04A)
Job Code:CTP-01/CTP-01A	Job Colour Code: CTP-02/CTP-02A	Job Colour Code:CTP-03/CTP-03A	Job Colour Code:CTP-04, CTP-04A
Core: Particleboard	Core: Particleboard	Core: Particleboard	Core: Particleboard
Manu. Code No.: S-7004-SD Solid White	Manu. Code No.: S-6054-SD Wrought Iron	Manu. Code No.: WE-2700-TL Meditation Elm	Manu. Code No.: 5015-11 Black Painted Marble
Finish: Textured/Suede	Finish: Textured / Suede	Finish: Timberline	Finish: Satin Touch
Grain Direction: No	Grain Direction: No	Grain Direction: Yes	Grain Direction: no
Supplier: Nevamar	Supplier: Nevamar	Supplier: Nevamar	Supplier: Formica
CTP-01: 38mm X 3mm PVC edge	CTP-02: 38mm X 3mm PVC edge	CTP-03:38mm X 3mm PVC edge	CTP-04:38mm X 3mm PVC edge
CTP-01A:Post Formed Edge	CTP-02A:Post Formed Edge	CTP-03A:Post Formed Edge	CTP-04A: Post Formed Edge

CABINETS (TFL-X)

CABINETS (TFL-01)	CABINETS (TFL-02)
Job Colour Code: TFL-01	Job Colour Code: TFL-02
Core: Particleboard	Core: Particleboard
Manu. Code No.:W604-IW Midnight Cedar	Manu. Code No.: WE-2700-TL Meditation Elm
Finish: Ironwood	Finish: Timberline
Grain Direction: Yes	Grain Direction: Yes
Supplier: Panolam (Nevamar)	Supplier: Panolam (Nevamar)
Pull: HW-1 (Matte Black)	Pull: HW-1 (Matte Black)

RevID	Change	Revision	Date
02		ADDENDUM 01	2025.11.19
01		ISSUED FOR TENDER	2025.10.28

Revision History

TOWN OF SOUTH BRUCE PENINSULA

Drawings are the property of G. M. Diemert Architect Inc. and shall not be reproduced or altered without the written consent of G. M. Diemert Architec Inc.

G. M. DIEMERT ARCHITECT INC.
Suite 201
957 Fourth Avenue East
OWEN SOUND, ONTARIO, N4K 2N9,
tel: 519-376-1975

OWNER:
Town of South Bruce Peninsula
315 George Street
Wiarton, N0H 2T0

PROJECT:
New Townhall Offices
370 William Street, Wiarton, Ontario

Drawing Name
COFFEE STATION AND MILLWORK DETAILS

Drawing Number: A-401

Project Number: 2404

ORIGINAL DRAWING SIZE: ARCH E (1220 x 915mm) (48" x 36")

S:\2024\2404-TSBP\Dwgs\20251107-370WilliamStWiartnON.pln

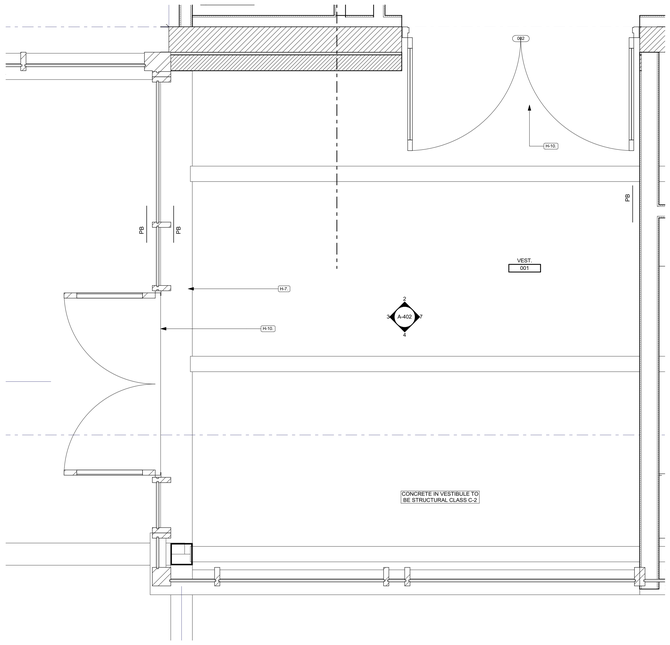

1 A-402 MAIN ENTRANCE VESTIBULE - ENLARGED PLAN
SCALE: 1:20

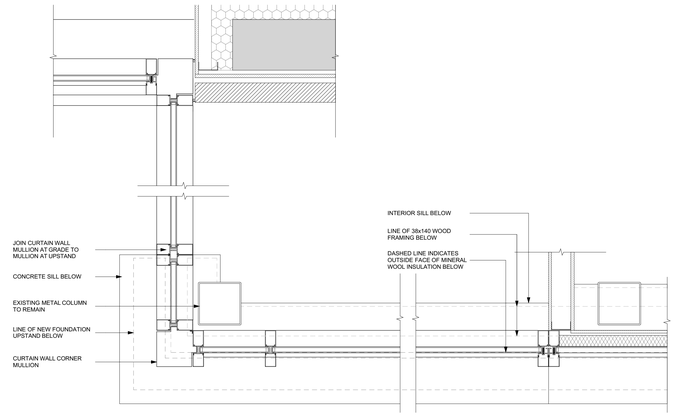

6 A-402 PLAN DETAIL AT ENTRANCE VESTIBULE
SCALE: 1:10

WINDOW LEGEND

Hotlink and Element ID	W-01	W-02	W-03	W-04	W-05
VIEW	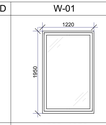	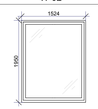	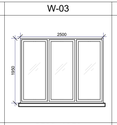	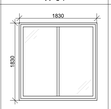	
DIMENSIONS	1220×1950	1524×1950	2500×1950	1830×1830	2100×2450
NOTES	ALUMINUM WINDOW	ALUMINUM WINDOW	ALUMINUM WINDOW	ALUMINUM WINDOW	INTERIOR WINDOW

COUNTER TOPS (CTP-X)

CTP-01/CTP-01A	CTP-02, CTP-02A	CTP-03/CTP-03A	CTP-04, CTP-04A
Job Colour Code: **CTP-01/CTP-01A**	Job Colour Code: **CTP-02/CTP-02A**	Job Colour Code: **CTP-03/CTP-03A**	Job Colour Code: **CTP-04, CTP-04A**
Core: **Particleboard**	Core: **Particleboard**	Core: **Particleboard**	Core: **Particleboard**
Manu. Code No.: **S-7904-SD**	Manu. Code No.: **S-6254-SD**	Manu. Code No.: **WE-2700-TL**	Manu. Code No.: **S015-11**
Solid White	**Wrought Iron**	**Meditation Elm**	**Black Painted Marble**
Smooth/Sand/Suede	**Smooth/Sand / Suede**	**Smooth/Suede**	**Smooth/Matte Finish**
Grain Direction: **No**	Grain Direction: No	Grain Direction: **Yes**	Grain Direction: **No**
Supplier: **Nevamar**	Supplier: **Nevamar**	Supplier: **Nevamar**	Supplier: **Formica**
CTP-01: **38mm X 5mm PVC edge**	CTP-02: **38mm X 5mm PVC edge**	CTP-03: **38mm X 5mm PVC edge**	CTP-04: **38mm X 5mm PVC edge;**
CTP-01A: **Post Formed Edge**	CTP-02A: **Post Formed Edge**	CTP-03A: **Post Formed Edge**	CTP-04A: **Post Formed Edge**

CABINETS (TFL-X)

CABINETS (TFL-01)	CABINETS (TFL-02)	VINYL BASE (VB-01)	VINYL BASE (VB-02)
Job Colour Code: **TFL-01**	Job Colour Code: **TFL-02**	Job Colour Code: **RB-01**	Job Colour Code: **RB-02**
Core: **Particleboard**	Core: **Particleboard**	Series: **Johnsonite Tightlock Resilient**	Series: **Johnsonite Tightlock Resilient**
Manu. Code No.: **WI004-SM**	Manu. Code No.: **WE-2700-TL**	Manu. Code No.: **kicks 08**	Manu. Code No.: **Grey 48**
Midnight Cedar	**Meditation Elm**	Size: **4 3/8"**	Size: **4 3/8"**
Finish: **Ironwood**	Finish: **Timberline**	Grain Direction: **No**	Grain Direction: **No**
Grain Direction: **Yes**	Grain Direction: **Yes**	Supplier: **Tarkett**	Supplier: **Tarkett**
Supplier: **Pensalen (Nevamar)**	Supplier: **Pensalen (Nevamar)**		
VJ: **AM-1 (Matte Black)**	VJ: **AM-1 (Matte Black)**		

ABBREVIATIONS

SP SPANDREL PANEL
SV STONE VENEER - "WARTON BUFF" PRODUCED BY BIG ISLAND QUARRY

DOOR HARDWARE NOTES

H-7. PROVIDE A DUAL FUNCTION CARD READER (KEYPAD EACH SIDE OF DOOR AND REMOTE RELEASE BUTTON AT RECEPTION. ARRANGED THE ELECTROMAGNETIC LOCK IS INTERLOCKED WITH THE AUTOMATIC DOOR OPERATOR SO THAT ELECTROMAGNETIC LOCK WILL MOMENTARILY RELEASE, AND AUTOMATIC DOOR OPERATOR WILL OPEN DOOR. WHEN DOOR ACCESS SECURITY SYSTEM SENDS SIGNAL INDICATING THAT A VALID CARD HAS BEEN PRESENTED TO EITHER CARD READER OR VALID ACCESS CODE HAS BEEN ENTERED ON EITHER KEYPAD, OR REMOTE RELEASE BUTTON AT RECEPTION IS PRESSED.
H-10. PROVIDE AUTOMATIC DOOR OPERATOR ON THIS DOOR. LOCATE PUSH PADDLE ACTIVATION SWITCHES AS SHOWN ON PLAN.

WALL TILE (WT-X)

WALL TILE (WT-01)	WALL TILE (WT-02)	WALL TILE (WT-03)	WALL TILE (WT-04)
Job Colour Code: **WT-01**	Job Colour Code: **WT-02**	Job Colour Code: **WT-03**	Job Colour Code: **WT-xx**
Series: **Regal Series 30cmX60cm**	Series: **Ontario**	Series: **Ontario**	Series: **Saturn**
Manu. Code No.: **Tecon Polished White 30x60 (TCP_1224-PL)**	Manu. Code No.: **Tender Grey (VI.ON.TGR.02.HEX.Gl)**	Manu. Code No.: **Dark Grey (VI.ON.DGR.02.HEX.Gl)**	Manu. Code No.: **WC.ST.BGS.0310 Blue Granite**
Vinyl Base: **VB-01 (Tightlock Cpt)**	Vinyl Base: **VB-01 (Tightlock Cpt)**	Vinyl Base: **VB-01 (Tightlock Cpt)**	Vinyl Base: **VB-01 (Tightlock Cpt)**
Grain Direction: **Yes**	Grain Direction: **Yes**	Grain Direction: **Yes**	Grain Direction: **Yes**
Supplier: **Olympia Tile**	Supplier: **Olympia Tile**	Supplier: **Olympia Tile**	Supplier: **Olympia Tile**

WALL TILE (WT-05)	WALL TILE (WT-06)	WALL TILE (WT-07)	WALL TILE (WT-08)
Job Colour Code: **WT-05**			
Series: **Saturn**			
Manu. Code No.: **WC.ST.VMV.0310 Verde Malva**			
Vinyl Base: **VB-01 (Tightlock Cpt)**			
Grain Direction: **Yes**			
Supplier: **Olympia Tile**			

PAINT

PAINT (PT-01)	PAINT (PT-02)	PAINT (PT-03)	PAINT (PT-04)
Job Colour Code: **PT-01**	Job Colour Code: **PT-02**	Job Colour Code: **PT-03**	Job Colour Code: **PT-04**
Manu. Code No.: **SW 7005 Pure White**	Manu. Code No.: **SW 7007 Bright White**	Manu. Code No.: **SW 7674 Peppercorn**	Manu. Code No.: **xxxx Yellow**
Sheen: G5 Eggshell (Walls)	Sheen: C1 Flat (Ceiling)	Sheen: G5 Semi-Gloss	Sheen: G5 Eggshell
Sheen: G5 Semi-Gloss (Door)			
Supplier: **Sherwin Williams**	Supplier: **Sherwin Williams**	Supplier: **Sherwin Williams**	Supplier: **XXXX**

PAINT (PT-05)	PAINT (PT-06)	PAINT (PT-07)
Job Colour Code: **PT-05**	Job Colour Code: **PT-06**	Job Colour Code: **PT-07**
Manu. Code No.: **xxxx**	Manu. Code No.: **xxxx**	Manu. Code No.: **xxxx**
Blue	**Blue**	**Green**
Sheen: G5 Eggshell	Sheen: G5 Eggshell	Sheen: G5 Eggshell
Supplier: **XXX**	Supplier: **XXX**	Supplier: **XXX**

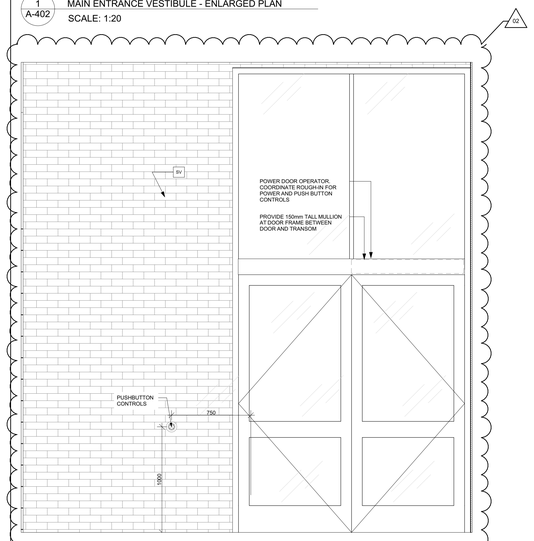

2 A-402 ENTRANCE ELEVATION A
SCALE: 1:20

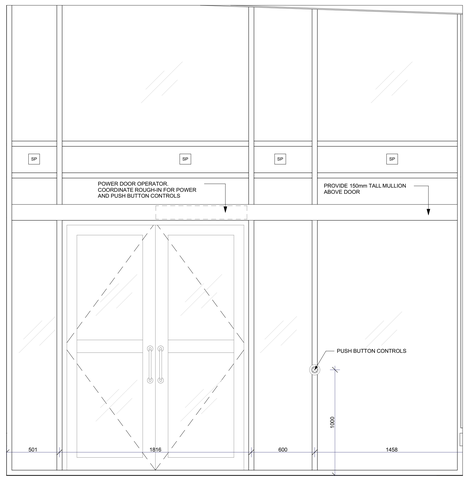

3 A-402 ENTRANCE ELEVATION B
SCALE: 1:20

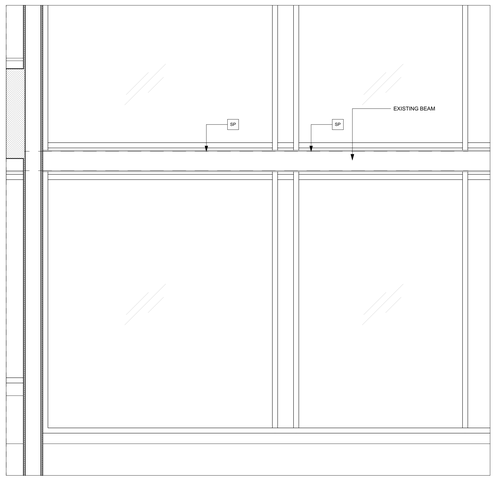

4 A-402 ENTRANCE ELEVATION C
SCALE: 1:20



7 A-402 ENTRANCE ELEVATION D
SCALE: 1:20

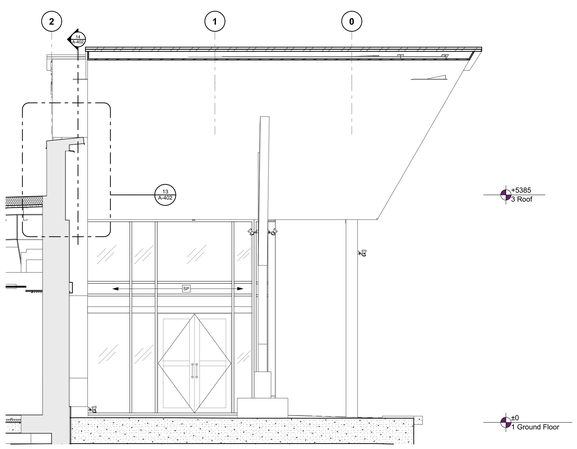

12 A-402 MAIN ENTRANCE ELEVATION
SCALE: 1:50

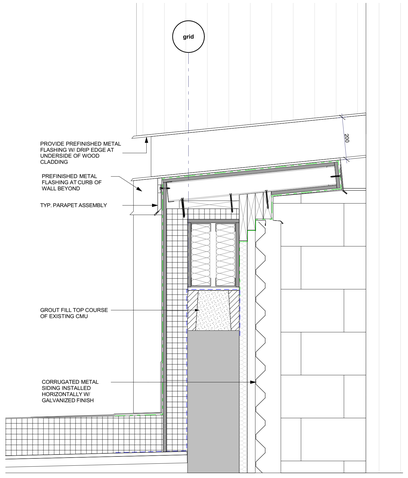

13 A-402 SECTION AT PARAPET NEAR CANOPY
SCALE: 1:10

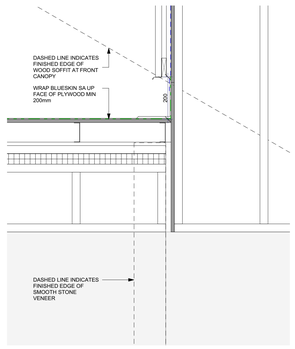

14 A-402 SECTION AT ATTIC CURB
SCALE: 1:10

Revn	Change	Revision	Date
02	ADD-01	ADDENDUM 01	2025.11.19
01		ISSUED FOR TENDER	2025.10.28

Revision History

TOWN OF SOUTH BRUCE PENINSULA

Drawings are the property of G. M. Diemert Architect Inc. and shall not be reproduced or altered without the written consent of G. M. Diemert Architec Inc.

G. M. DIEMERT ARCHITECT INC.
Suite 201
957 Fourth Avenue East
OWEN SOUND, ONTARIO, N4K 2N9;
tel: 519-376-1975

OWNER:
Town of South Bruce Peninsula
315 George Street
Wiarton, N0H 2T0

PROJECT:
New Townhall Offices
370 William Street, Wiarton, Ontario

Drawing Name
MAIN ENTRANCE - ENLARGED PLANS

Drawing Number: **A-402**

Project Number: **2404**

ORIGINAL DRAWING SIZE: **ARCH E** (1220 x 915mm) (48" x 36")

S:\2024\2404-TSBP\Dwgs\20251107-370WilliamSt\WiartnON.pln

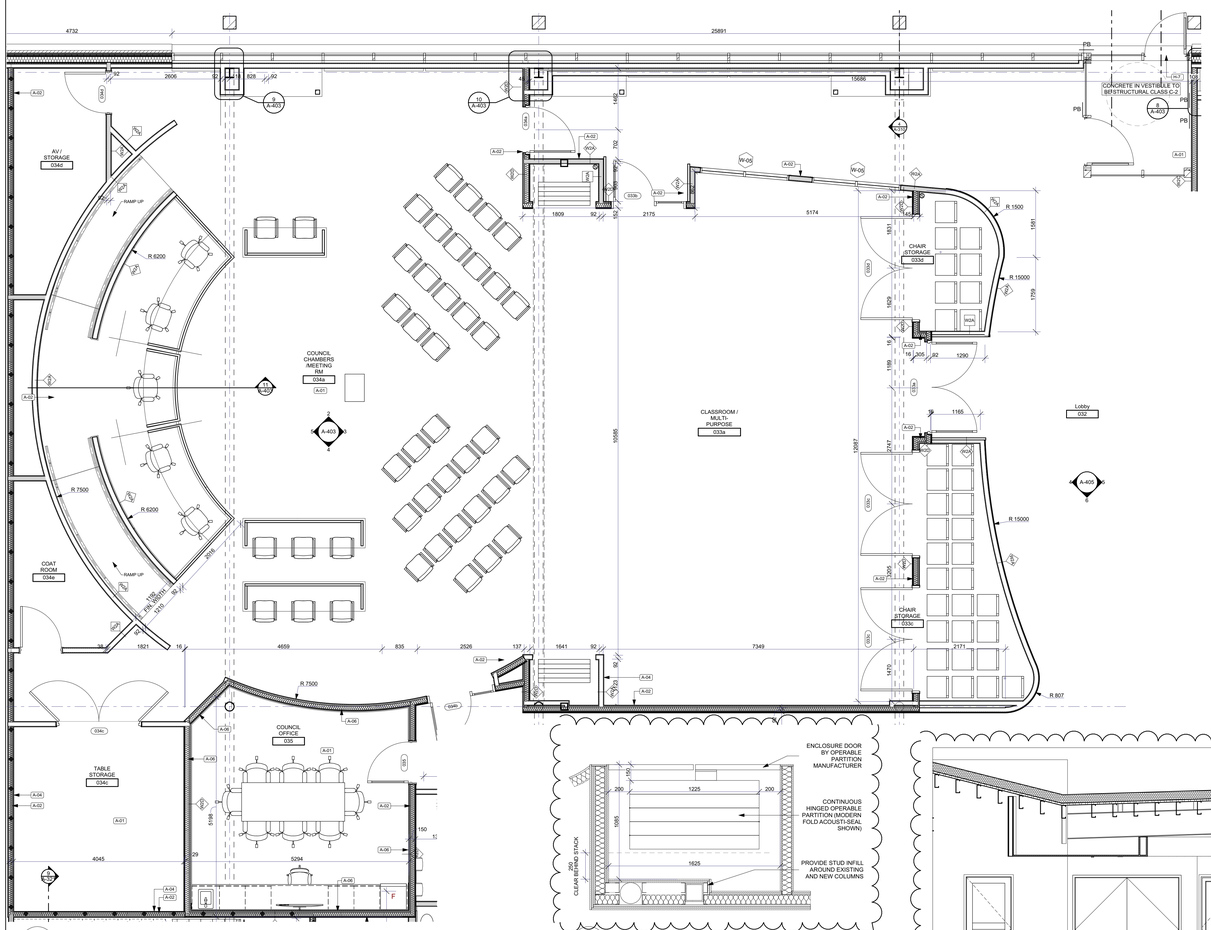

1 A-403 COUNCIL CHAMBERS ENLARGED PLAN
SCALE: 1:50

13 A-403 PLAN DETAIL AT OPERABLE PARTITION
SCALE: 1:20

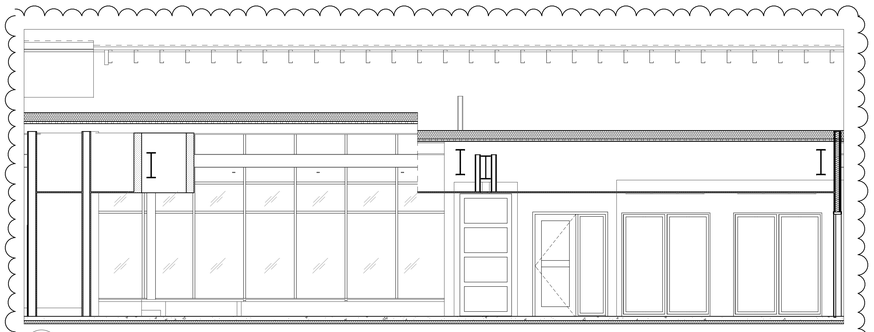

2 A-403 COUNCIL CHAMBER ELEVATION A
SCALE: 1:50

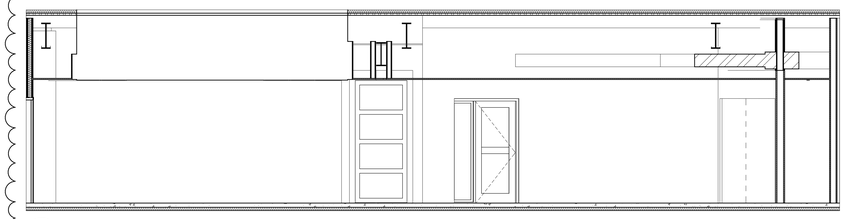

4 A-403 COUNCIL CHAMBER ELEVATION C
SCALE: 1:50

COUNTER TOPS (CTP-#)

CTP-01/CTP-01A	CTP-02, CTP-02A	CTP-03/CTP-03A	CTP-04, CTP-04A
Job Colour Code: **CTP-01/CTP-01A**	Job Colour Code: **CTP-02/CTP-02A**	Job Colour Code: **CTP-03/CTP-03A**	Job Colour Code:**CTP-04, CTP-04A**
Core: **Particleboard**	Core: **Particleboard**	Core: **Particleboard**	Core: **Particleboard**
Manu. Code No.: **D-7004-SD**	Manu. Code No.: **S-6054-SD**	Manu. Code No.: **WE-2700-TL**	Manu. Code No.: **S015-11**
Supplier: **Nevamar**	Wrought Iron	Meditation Elm	Black Painted Marble
Finish: **Textured Suede**	Finish: **Textured / Suede**	Finish: **Timberline**	Finish: **Satin Touch**
Grain Direction: **No**	Grain Direction: **Yes**	Grain Direction: **Yes**	Grain Direction: **No**
Supplier: **Nevamar**	Supplier: **Nevamar**	Supplier: **Nevamar**	Supplier: **Formica**
CTP-01: **38mm X 3mm PVC edge**	CTP-02: **38mm X 3mm PVC edge**	CTP-03:**38mm X 3mm PVC edge**	CTP-04: **38mm X 3mm PVC edge**
CTP-01A:**Post Formed Edge**	CTP-02A:**Post Formed Edge**	CTP-03A:**Post Formed Edge**	CTP-04A: **Post Formed Edge**

CABINET TYPES (-#)

CABINETS (TFL-01)	CABINETS (TFL-02)	VINYL BASE (VB-01)	VINYL BASE (VB-02)
Job Colour Code: **TFL-01**	Job Colour Code: **TFL-02**	Job Colour Code: **RB-01**	Job Colour Code: **RB-02**
Series: **Laminate**	Series: **Laminate**	Series:	Series:
Manu. Code No.:**W004-08**	Manu. Code No.: **WE-2700-TL**	**Johnsonite Tightlock Resilient**	**Johnsonite Tightlock Resilient**
Midnight Cedar	Meditation Elm	Manu. Code No. **Icicle 08**	Manu. Code No. **Grey 48**
Finish: **Ironwood**	Finish: **Timberline**	Size: **4 3/4**	Size: **4 3/4**
Grain Direction: **Yes**	Grain Direction: **Yes**	Scan Direction: **No**	Scan Direction: **No**
Supplier: **Pandoro (Nevamar)**	Supplier: **Pandoro (Nevamar)**	Supplier: **Tarkett**	Supplier: **Tarkett**
Full: **H6-1 (Matte Black)**	Full: **H6-1 (Matte Black)**		

ARCHITECTURAL NOTES

A-01 IN ALL CASES WHERE A SINGLE LAYER GYPSUM BOARD IS SHOWN, ALL JOINTS ARE TO BE SUPPORTED WITH FRAMING MEMBERS. DO NOT LOCATE ELECTRICAL BOXES ON OPPOSITE SIDES OF WALL FROM EACH OTHER WITHIN 600mm OF EACH OTHER. SEAL WALLS COMPLETELY TO FLOORS, ROOF STRUCTURE AND ADJACENT WALLS WITH ACOUSTICAL CAULKING. AT PENETRATIONS OF WALLS BY PIPES, DUCTS, CONDUITS, ELECTRICAL BOXES (INCLUDING ELECTRICAL BOXES, ETC.) CUT GYPSUM BOARD TO 13mm FROM STRUCTURAL/MECHANICAL/ ELECTRICAL MEMBER AND SEAL JOINT WITH ACOUSTICAL CAULKING. ACOUSTICAL CAULKING IS TO BE FIRE RATED ACOUSTICAL SEALANT AT WALLS WITH A FIRE RATING.

A-02 HATCH INDICATES WALLS TO EXTEND TO UNDERSIDE OF STRUCTURE ABOVE.

A-04 WALL TO BE PROVIDED WITH ACOUSTICAL BATT INSULATION.

A-06 WALL TO BE CONSTRUCTED SIMILAR TO ASSEMBLY 914 FOR STC RATING OF 65. WALLS BEARING ON FLOOR STRUCTURE TO BE CONSTRUCTED AS 914 AND WALLS NOT CONSTRUCTED AS INDICATED IN SUPPLEMENTARY STANDARD SB-3 OF THE 2024 BUILDING CODE.

DOOR HARDWARE NOTES

H-7. PROVIDE A DUAL FUNCTION CARD READER / KEYPAD EACH SIDE OF DOOR AND REMOTE RELEASE BUTTON. CARD READER TO BE INTERFACED WITH ELECTRIC DOOR LOCK AND INTERFACED WITH AUTOMATIC DOOR OPERATOR SO THAT ELECTROMAGNETIC LOCK WILL MOMENTARILY RELEASE, AND AUTOMATIC DOOR OPERATOR WILL OPEN DOOR, WHEN DOOR ACCESS SECURITY SYSTEM SENDS SIGNAL INDICATING THAT A VALID CARD HAS BEEN PRESENTED TO EITHER CARD READER OR VALID ACCESS CODE HAS BEEN ENTERED ON EITHER KEYPAD, OR REMOTE RELEASE BUTTON AT RECEPTION IS PRESSED.

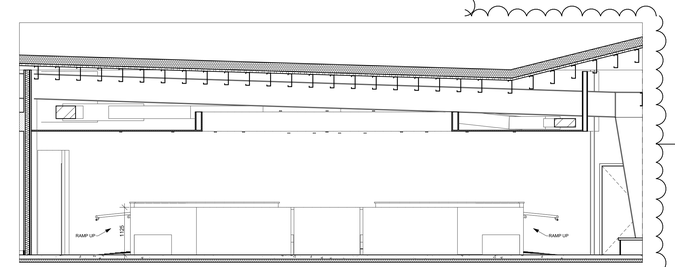

5 A-403 COUNCIL CHAMBER ELEVATION D
SCALE: 1:50

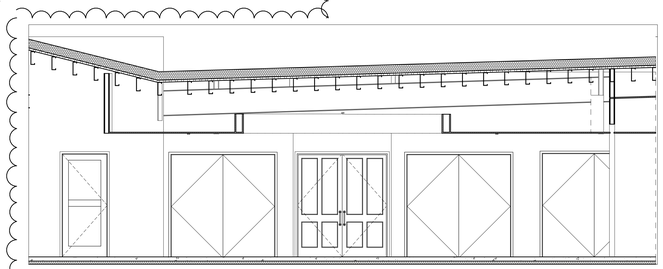

3 A-403 COUNCIL CHAMBER ELEVATION B
SCALE: 1:50

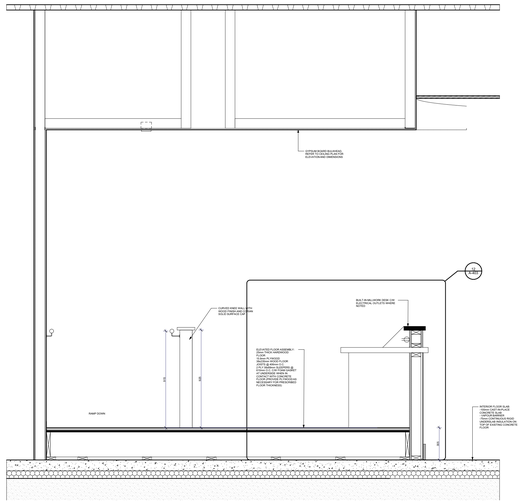

11 A-403 SECTION THROUGH COUNCIL CHAMBER PLATFORM
SCALE: 1:20

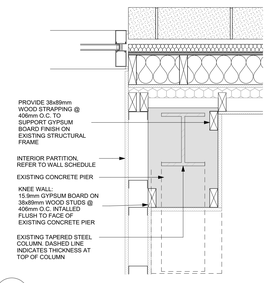

8 A-403 COLUMN AT BYLAW OFFICER OFFICE
SCALE: 1:10

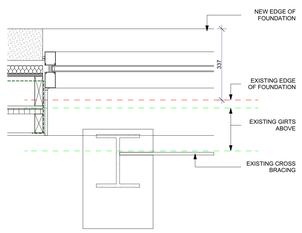

9 A-403 NORTH WALL COLUMN LOCATION AT BRACE
SCALE: 1:10

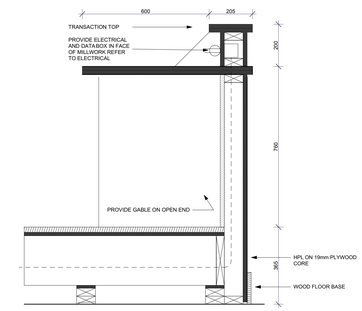

12 A-403 SECTION THROUGH COUNCIL MILLWORK
SCALE: 1:10

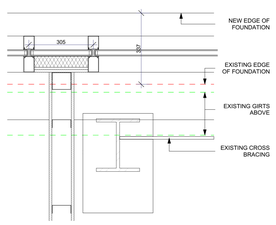

10 A-403 NORTH WALL COLUMN AT COUNCIL CHAMBERS
SCALE: 1:10

Rev/D	Change	Revision	Date
02	ADD-01	ADDENDUM 01	2025.11.19
01		ISSUED FOR TENDER	2025.10.28

Revision History

TOWN OF SOUTH BRUCE PENINSULA

Drawings are the property of G. M. Diemert Architect Inc. and shall not be reproduced or altered without the written consent of G. M. Diemert Architec Inc.

G. M. DIEMERT ARCHITECT INC.
Suite 201
957 Fourth Avenue East
OWEN SOUND, ONTARIO, N4K 2N9,
tel: 519-376-1975

OWNER:
Town of South Bruce Peninsula
315 George Street
Wiarton, N0H 2T0

PROJECT:
New Townhall Offices
370 William Street, Wiarton, Ontario

Drawing Name
COUNCIL CHAMBERS - ENLARGED PLANS

Drawing Number: **A-403**

Project Number: **2404**

ORIGINAL DRAWING SIZE: **ARCH E** (1220 x 915mm) (48" x 36")

S:\2024\2404-TSBP\Dwgs\20251107-370WilliamStWiartnON.pln

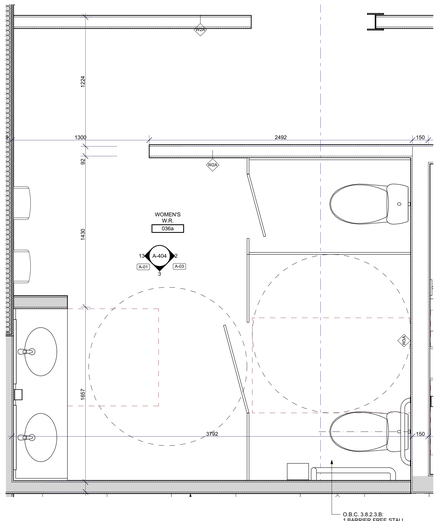

1 A-404 ENLARGED PLAN - PUBLIC WASHROOMS
SCALE: 1:20

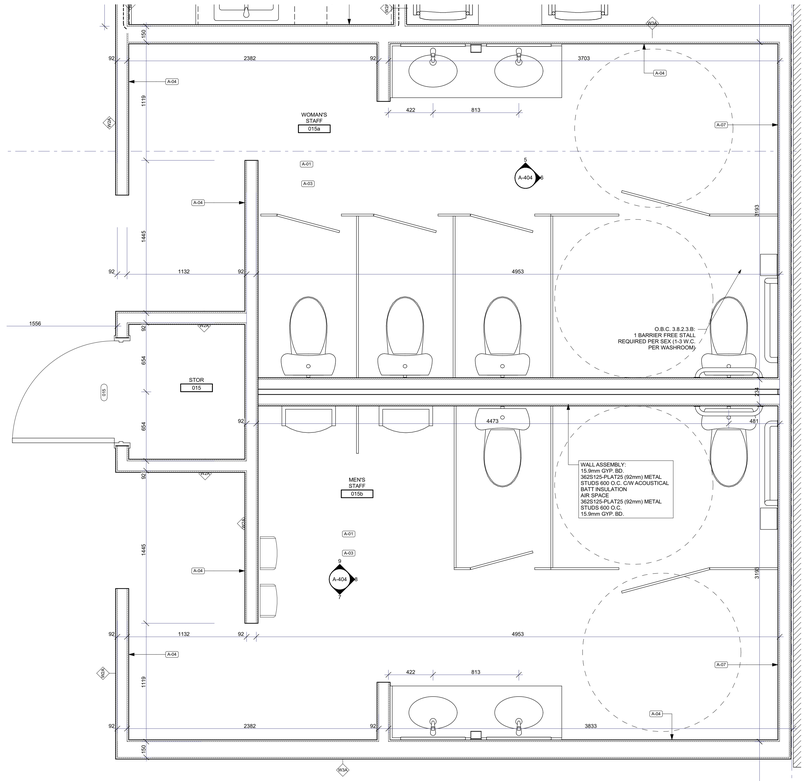

4 A-404 ENLARGED PLAN - STAFF WASHROOMS
SCALE: 1:20

FLOORING

FLOOR TILE (FTL-01)	FLOOR TILE (FTL-02)	RESILIENT SHEET (RSF-01)	RESILIENT SHEET (RSF-02)
Job Colour Code: **FTL-01**	Job Colour Code: **FTL-02**	Job Colour Code: **RSF-01**	Job Colour Code: **RSF-02**
Series: **Beach Series 30cmX60cm**	Series: **Beach Series 30cmX60cm**	Series: **Marmoleum Striato**	Series: **Marmoleum MCS**
Colour: **Sand Matte**	Colour: **Ash Grey Matte**	Colour: **5217**	Colour No.: **3724**
CH.SE.GRY.1224.MT	**CH.SE.ATR.1224.MT**	**Millennial Pistachio**	**Grey**
Vinyl Base: **VB-01**	Vinyl Base: **VB-01**	Vinyl Base: **VB-01**	Vinyl Base: **VB-02**
Grain Direction: **Yes**	Grain Direction: **Yes**	Grain Direction: **Yes**	Grain Direction: **No**
Supplier: **Olympia Tile**	Supplier: **Olympia Tile**	Supplier: **Forbo**	Supplier: **Forbo**

WALL TILE (WT-01)	WALL TILE (WT-02)	WALL TILE (WT-03)	WALL TILE (WT-04)
Job Colour Code: **WT-01**	Job Colour Code: **WT-02**	Job Colour Code: **WT-03**	Job Colour Code: **WT-xx**
Series: **Regal Series 30cmX60cm**	Series: **Ontario**	Series: **Ontario**	Series: **Saturn**
Colour: **Ivory Gloss / Lasse Polished**	Colour: **Ontario - Tender Grey**	Colour: **Ontario - Dark Grey**	Colour No.: **MC.ST.BGS.6316**
NT.BG.TPR.1224.PL	**GD.ON.GR.62.HEX.GL**	**GD.ON.GR.62.HEX.GL**	**Blu Galassia**
Vinyl Base: **VB-01**	Vinyl Base: **VB-01 (Tightlock Cpt)**	Vinyl Base: **VB-01 (Tightlock Cpt)**	Vinyl Base: **VB-01 (Tightlock Cpt)**
Grain Direction: **Yes**	Grain Direction: **No**	Grain Direction: **Yes**	Grain Direction: **Yes**
Supplier: **Olympia Tile**	Supplier: **Olympia Tile**	Supplier: **Olympia Tile**	Supplier: **Olympia Tile**

COUNTER / SPLASH

CTP-01/CTP-01A	CTP-02, CTP-02A	CTP-03/CTP-03A	CTP-04, CTP-04A
Job Code: **CTP-01/CTP-01A**	Job Code: **CTP-02/CTP-02A**	Job Code: **CTP-03/CTP-03A**	Job Code: **CTP-04, CTP-04A**
Core: **Particleboard**	Core: **Particleboard**	Core: **Particleboard**	Core: **Particleboard**
Series: **Solid White**	Series: **Wrought Iron**	Series: **Wellington Oak**	Series: **Black Painted Marble**
Colour: **S-7004-SD**	Colour: **S-6054-SD**	Colour: **WE-2799-TL**	Colour No.: **6815-11**
Solid White	**Wrought Iron**	**Wellington Oak**	**Black Painted Marble**
Finish: **Textured / Suede**	Finish: **Textured / Suede**	Finish: **Timberline**	Finish: **Satin Touch**
Grain Direction: **No**	Grain Direction: **No**	Grain Direction: **Yes**	Grain Direction: **no**
Supplier: **Nevamar**	Supplier: **Nevamar**	Supplier: **Nevamar**	Supplier: **Formica**
CTP-01: **Sheer 3.2mm PVC edge**	CTP-02: **Sheer 3.2mm PVC edge**	CTP-03: **Sheer 3.2mm PVC edge**	CTP-04: **Sheer 3.2mm PVC edge**
CTP-01A: **Post Formed Edge**	CTP-02A: **Post Formed Edge**	CTP-03A: **Post Formed Edge**	CTP-04A: **Post Formed Edge**

ARCHITECTURAL NOTES

A-01 IN ALL CASES WHERE A SINGLE LAYER GYPSUM BOARD IS SHOWN, ALL JOINTS ARE TO BE SUPPORTED WITH FRAMING MEMBERS. DO NOT LOCATE ELECTRICAL BOXES ON OPPOSITE SIDES OF WALL FROM EACH OTHER WITHIN 600mm OF EACH OTHER. SEAL WALLS COMPLETELY TO FLOORS, ROOF STRUCTURE AND ADJACENT WALLS WITH ACOUSTICAL CAULKING. AT STRUCTURAL, MECHANICAL AND ELECTRICAL PENETRATIONS (I.E. BEAMS, DUCTS, CONDUITS AND ELECTRICAL BOXES, ETC.) CUT GYPSUM BOARD TO FIT AS TIGHTLY AS POSSIBLE TO STRUCTURAL MEMBER AND SEAL JOINT WITH ACOUSTICAL CAULKING. ACOUSTICAL CAULKING TO BE FIRE RATED ACOUSTICAL SEALANT AT WALLS WITH A FIRE RATING.

A-03 PROVIDE PAPERLESS GYPSUM BOARD (ALL LAYERS) IN PLACE OF REGULAR GYPSUM BOARD WITHIN ALL WASHROOMS, JANITORIAL ROOMS, AND THE LUNCH ROOM.

A-04 WALL TO BE PROVIDED WITH ACOUSTICAL BATT INSULATION.

A-07 AREA OF WALL TO BE BUILT OUT WITH METAL STUDS AND GYPSUM BOARD TO ENCLOSE DUCT AND/OR DRAIN. COORDINATE ALL LOCATIONS WITH MECHANICAL DRAWINGS.

02

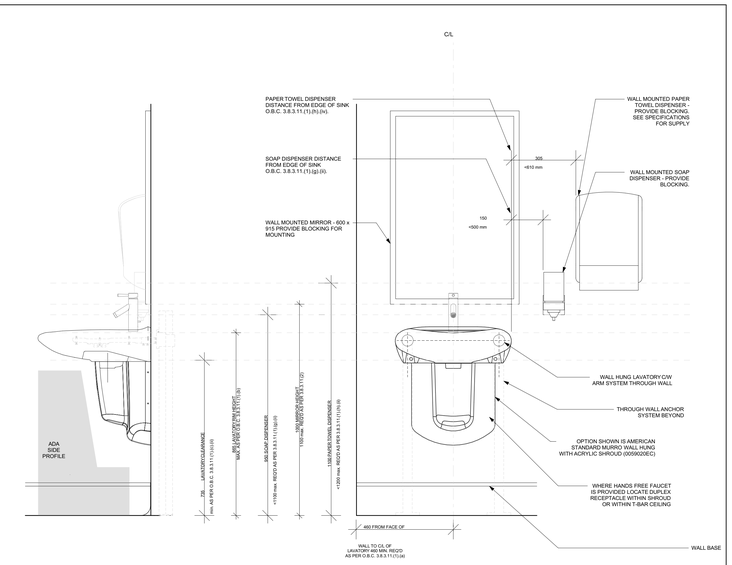

10 A-404 TYP. BARRIER FREE LAVATORY MOUNTING DETAILS
SCALE: 1:10

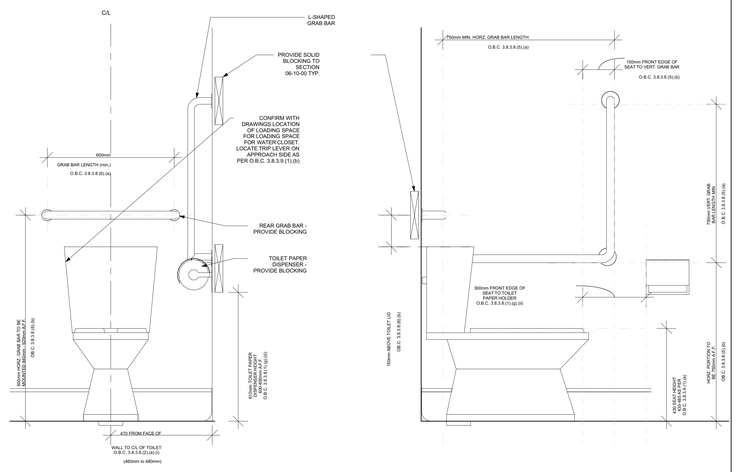

11 A-404 TYP. BARRIER FREE TOILET DETAILS
SCALE: 1:10

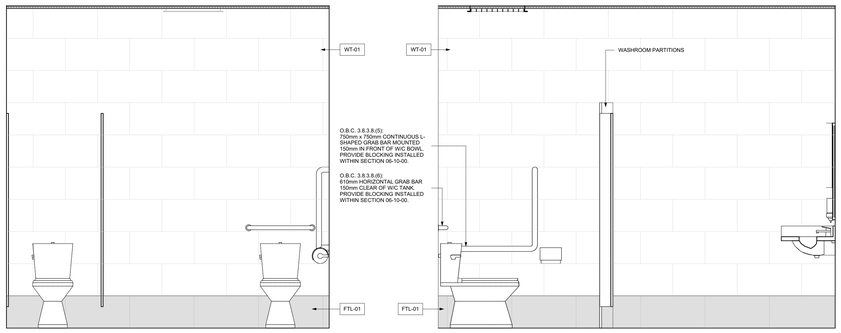

2 A-404 WOMEN'S W.R. ELEVATION A
SCALE: 1:20

3 A-404 WOMEN'S W.R. ELEVATION B
SCALE: 1:20

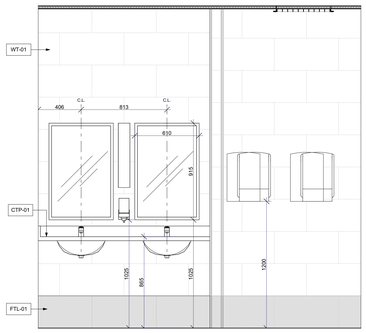

13 A-404 WOMEN'S W.R. ELEVATION C
SCALE: 1:20

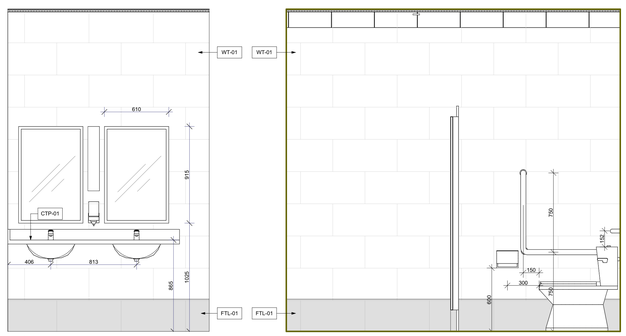

5 A-404 WOMEN'S STAFF W.R. ELEVATION A
SCALE: 1:20

6 A-404 WOMEN'S STAFF W.R. ELEVATION B
SCALE: 1:20

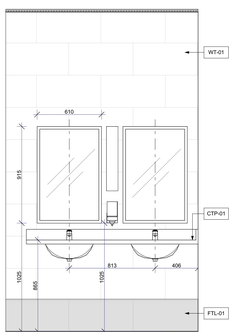

7 A-404 MEN'S STAFF W.R. ELEVATION A
SCALE: 1:20

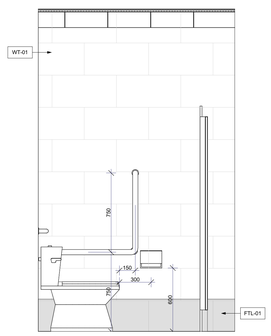

8 A-404 MEN'S STAFF W.R. ELEVATION B
SCALE: 1:20

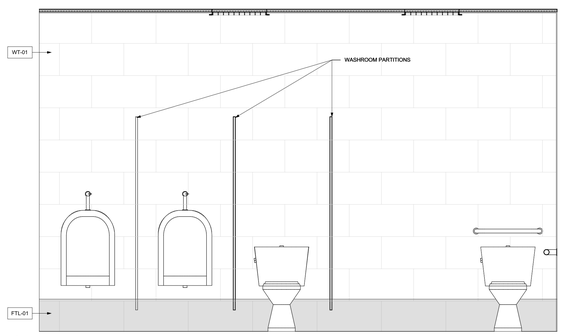

9 A-404 MEN'S STAFF W.R. ELEVATION C
SCALE: 1:20

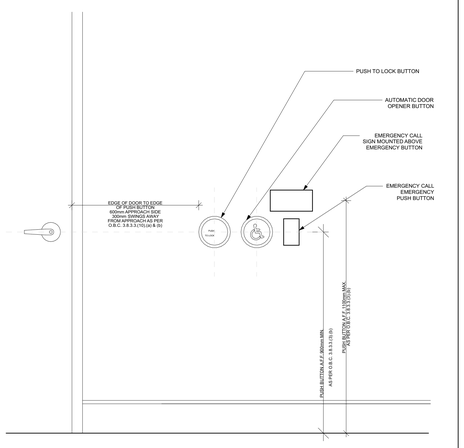

12 A-404 TYP. BARRIER FREE PUSH BUTTON DETAILS
SCALE: 1:10

Rev/D	Change	Revision	Date
02	ADD-01	ADDENDUM #1	2025.11.13
01		ISSUED FOR TENDER	2025.10.28

Revision History

Drawing Name
WASHROOMS - ENLARGED PLANS

TOWN OF SOUTH BRUCE PENINSULA

Drawings are the property of G. M. Diemert Architect Inc. and shall not be reproduced or altered without the written consent of G. M. Diemert Architec Inc.

G. M. DIEMERT ARCHITECT INC.
Suite 201
957 Fourth Avenue East
OWEN SOUND, ONTARIO, N4K 2N9,
tel: 519-376-1975

OWNER:
Town of South Bruce Peninsula
315 George Street
Wiarton, N0H 2T0

PROJECT:
New Townhall Offices
370 William Street, Wiarton, Ontario

Drawing Number: **A-404**

Project Number: **2404**

ORIGINAL DRAWING
SIZE: **ARCH E** (1220 x 915mm) (48" x 36")

S:\2024\2404-TSBP\Dwgs\20251107-370WilliamSt\WiartnCN.pln

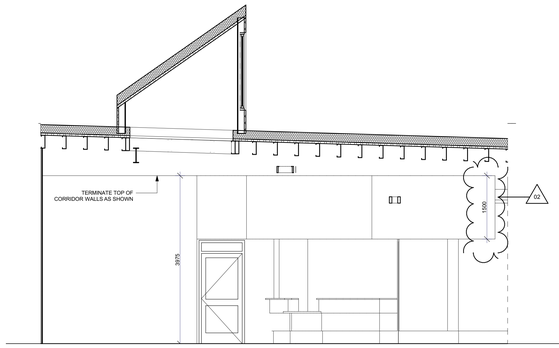

1 A-405 LOBBY 002 ELEVATION A
SCALE: 1:50

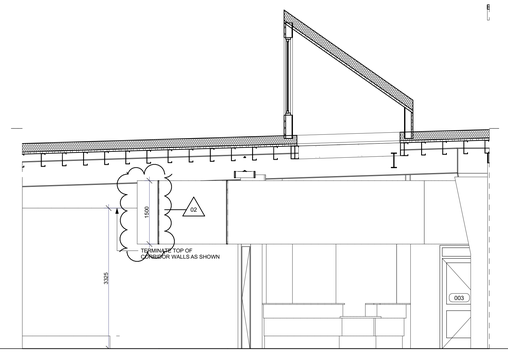

2 A-405 LOBBY 002 ELEVATION B
SCALE: 1:50

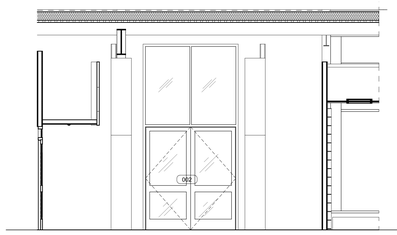

3 A-405 LOBBY 002 ELEVATION C
SCALE: 1:50

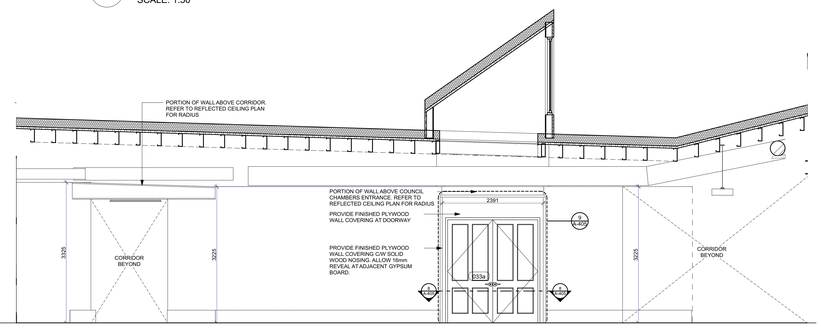

4 A-405 LOBBY 032 ELEVATION A
SCALE: 1:50

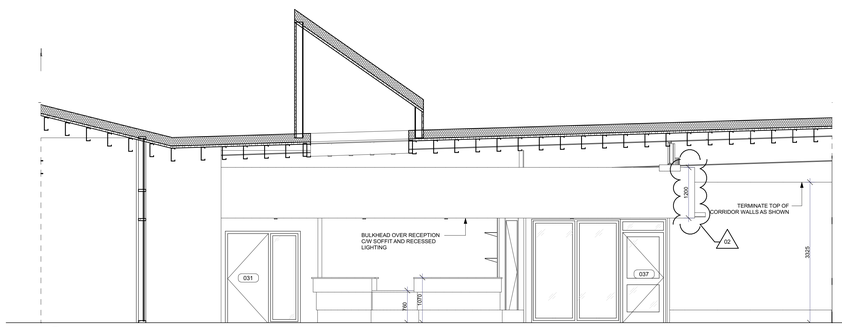

5 A-405 LOBBY 032 ELEVATION B
SCALE: 1:50

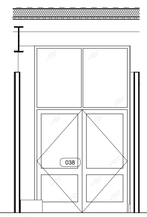

6 A-405 LOBBY 032 ELEVATION C
SCALE: 1:50

8 A-405 SECTION THROUGH COUNCIL CHAMBERS ENTRANCE
SCALE: 1:20

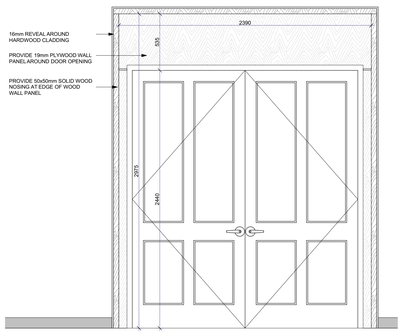

9 A-405 COUNCIL CHAMBERS ENTRANCE ELEVATION
SCALE: 1:20

WINDOW LEGEND	
Hotlink and Element ID	W-05
VIEW	2100 / 2450
DIMENSIONS	2100×2450
NOTES	INTERIOR WINDOW

02

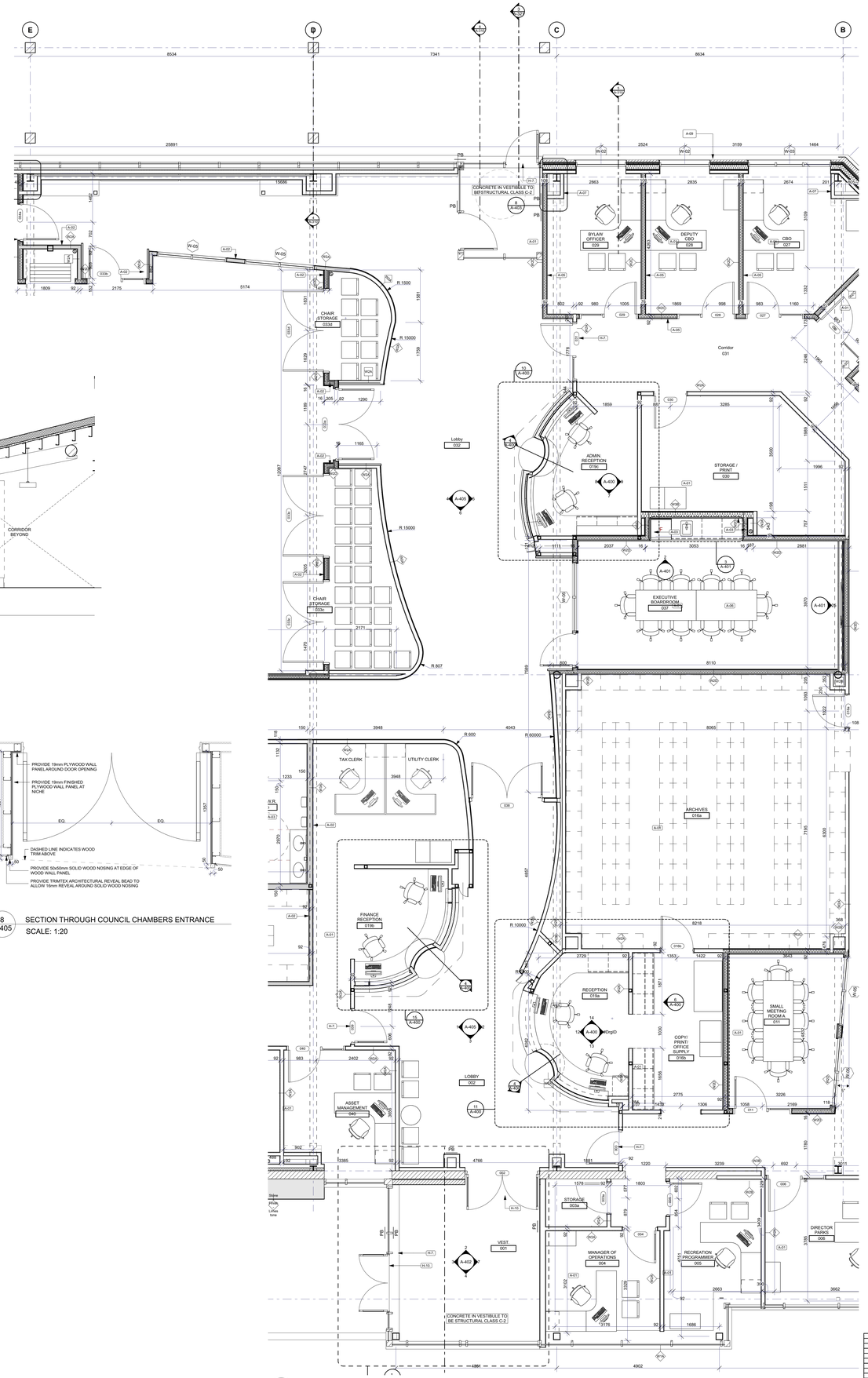

7 A-405 GROUND FLOOR-1:50
SCALE: 1:50

Id	ADD-01	ADDENDUM 01	2025.11.19
01		ISSUED FOR TENDER	2025.10.28
Mark	Change	Remark	Date

Revision History

Drawing Name
CORRIDOR ELEVATIONS

TOWN OF SOUTH BRUCE PENINSULA

Drawings are the property of G. M. Diemert Architect Inc. and shall not be reproduced or altered without the written consent of G. M. Diemert Architect Inc.

G. M. DIEMERT ARCHITECT INC.
Suite 201
957 Fourth Avenue East
OWEN SOUND, ONTARIO, N4K 2N9,
tel: 519-376-1975

OWNER:
Town of South Bruce Peninsula
315 George Street
Wiarton, N0H 2T0

PROJECT:
New Townhall Offices
370 William Street, Wiarton, Ontario

Drawing Number: **A-405**

Project Number: **2404**

ORIGINAL DRAWING
SIZE: **ARCH E** (1220 x 915mm) (48" x 36")

S:\2024\2404-TSBP\Dwgs\20251107-370WilliamSt\WiartonON.pln

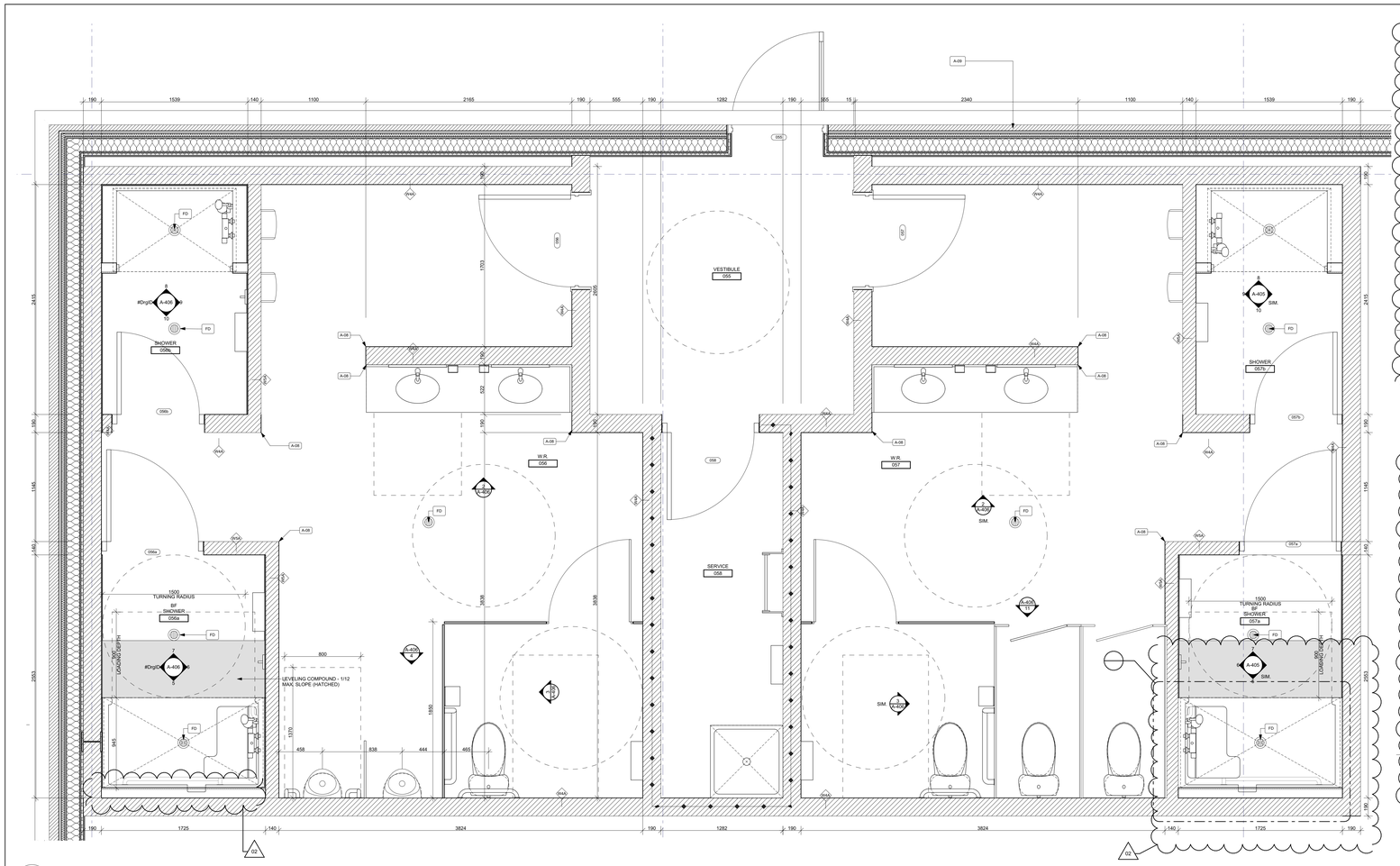

1 A-406 Ground Floor- 1:20
SCALE: 1:20

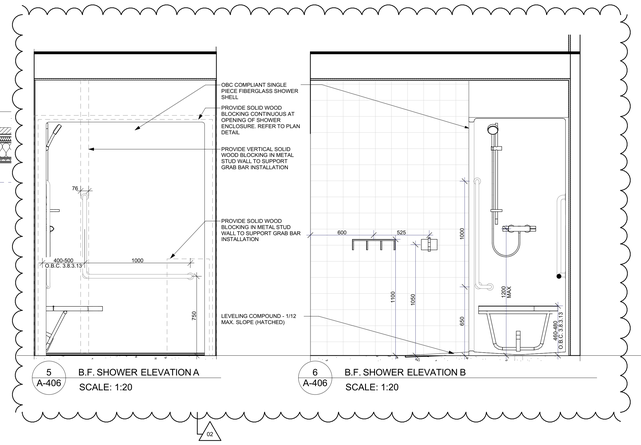

5 A-406 B.F. SHOWER ELEVATION A
SCALE: 1:20

6 A-406 B.F. SHOWER ELEVATION B
SCALE: 1:20

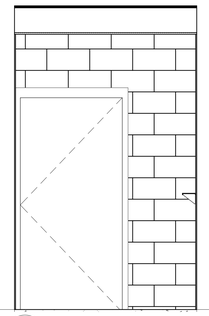

7 A-406 B.F. SHOWER ELEVATION C
SCALE: 1:20

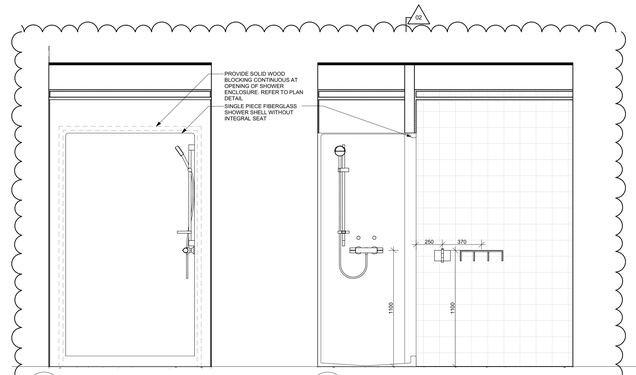

8 A-406 SHOWER ELEVATION A
SCALE: 1:20

9 A-406 SHOWER ELEVATION B
SCALE: 1:20

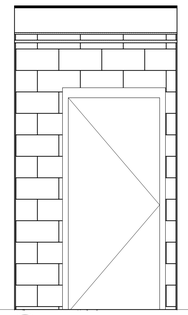

10 A-406 SHOWER ELEVATION C
SCALE: 1:20

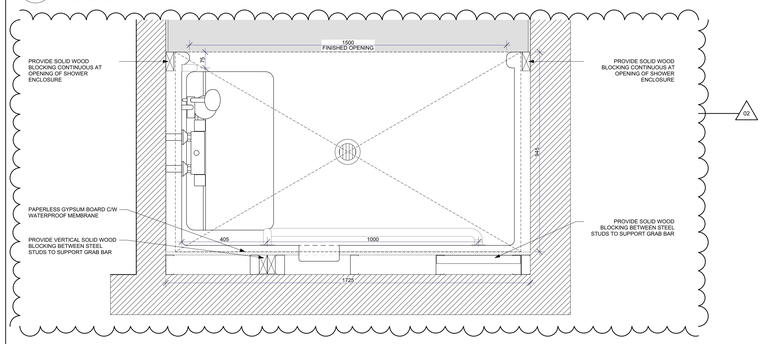

18 A-406 SHOWER FRAMING PLAN TYP.
SCALE: 1:10

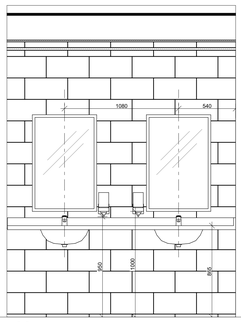

2 A-406 SINK ELEVATION
SCALE: 1:20

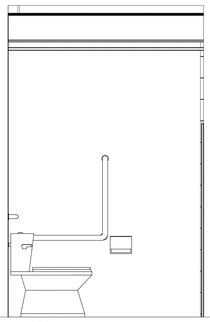

3 A-406 B.F. TOILET ELEVATION
SCALE: 1:20

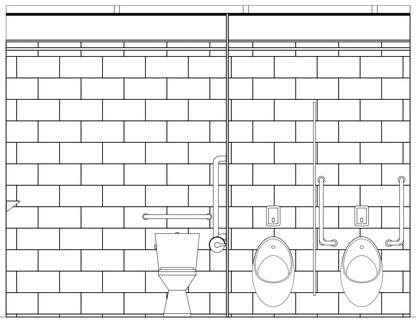

4 A-406 TOILET ELEVATION
SCALE: 1:20

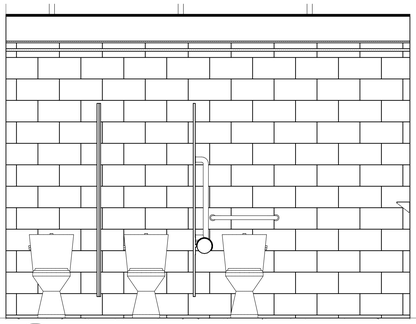

11 A-406 TOILET ELEVATION
SCALE: 1:20

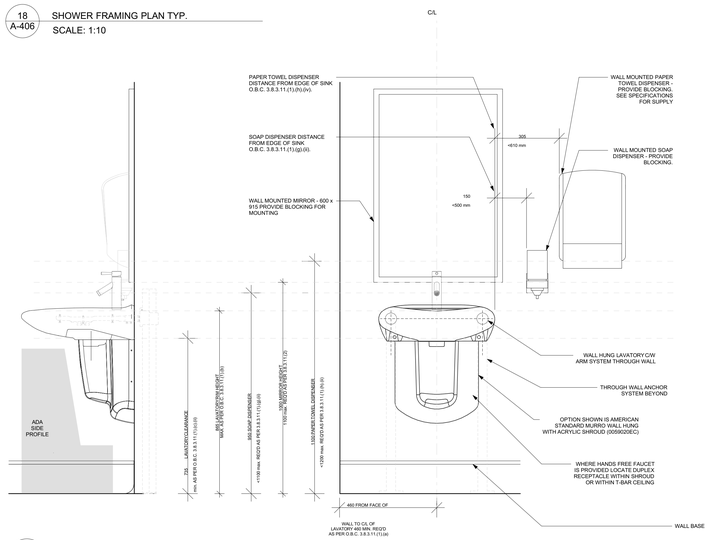

16 A-406 TYP. BARRIER FREE LAVATORYMOUNTING DETAILS
SCALE: 1:10

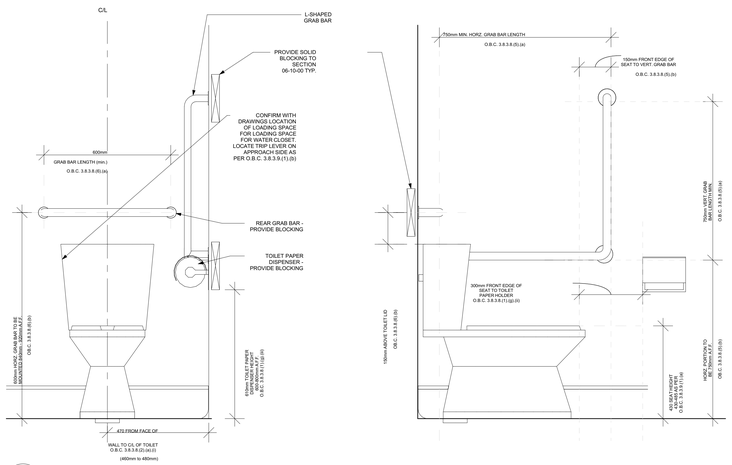

17 A-406 TYP. BARRIER FREE TOILET DETAILS
SCALE: 1:10

DOOR LEGEND

ELEV.	A
VIEW	

DOOR SCHEDULE

DOOR No.	F.R.R.	FRAME MAT'L	FRAME ELEV.	DOOR SIZE	DOOR MAT'L	DOOR THK	HDWR	COMMENTS
055	N/A	HM	B	965x2134	ALUM / GLASS	44	1	EXTERIOR DOOR
056	N/A	HM	A	965x2134	HM	44	1	
056a	N/A	HM	A	965x2030	HM	45	1	
056b	N/A	HM	A	865x2030	HM	45	1	
057	N/A	HM	A	965x2134	HM	44	1	
057a	N/A	HM	A	965x2030	HM	45	1	
057b	N/A	HM	A	865x2030	HM	45	1	
058	45 min	HM	A	915x2030	HM	45	1	

ABBREVIATIONS

FD FLOOR DRAIN

ARCHITECTURAL NOTES

A-08 PROVIDE BULLNOSE ON CONCRETE BLOCK AT ALL EXPOSED CORNERS.
A-09 WOOD FRAMING WITHIN EXTERIOR WALL TO CONFORM TO SB-2 TABLE D-8.1.1. 'EXTW-2' FOR USE OF COMBUSTIBLE MATERIALS IN AN EXTERIOR WALL ASSEMBLY IN ORDER TO SATISFY SECTION 3.1.5.6 OF THE ONTARIO BUILDING CODE

WALL TYPE LEGEND

W1A 90mm NOMINAL STONE VENEER
25mm AIR SPACE
15.9mm PLYWOOD SHEATHING
38x140mm SPF No. 1/2 WOOD STUDS 406 O.C. C/W POLYURETHANE SPRAYED FOAM INSULATION MIN 140mm THICK (R-30)
50mm POLYURETHANE SPRAYED FOAM INSULATION
38x89mm WOOD STUDS 600 O.C.
15.9mm GYP. BD

W1B 90mm NOMINAL STONE VENEER
25mm AIR SPACE
15.9mm PLYWOOD SHEATHING
38x140mm SPF No. 1/2 WOOD STUDS 406 O.C. C/W POLYURETHANE SPRAYED FOAM INSULATION MIN 140mm THICK (R-30)
50mm POLYURETHANE SPRAYED FOAM INSULATION
15.9mm GYP. BD

W1C (U0.039) 90mm NOMINAL STONE VENEER
25mm AIR SPACE
EXISTING BLOCK WALL
100mm SPACE
362S125-PLAT25 (92mm) METAL STUDS 600 O.C. C/W MIN 100mm POLYURETHANE SPRAYED FOAM INSULATION (R-28) APPLIED IN 2 PASSES
15.9mm TYP 'X' GYP. BD

W2A (U419 -1hr) 15.9mm TYPE 'X' GYP. BD
362S125-PLAT25 (92mm) METAL STUDS 600 O.C. (C/W ACOUSTIC BATT INSULATION WHERE NOTED)
15.9mm TYPE 'X' GYP. BD

W2B 15.9mm TYPE X GYP. BD
362S125-PLAT25 (92mm) METAL STUDS 600 O.C.

W2C (U419 -1hr) 15.9mm TYPE 'X' GYP. BD
362S125-PLAT25 (92mm) METAL STUDS 600 O.C.
C/W ACOUSTIC BATT INSULATION
2 LAYERS OF 15.9mm TYPE 'X' GYP. BD

W2D (U419 -1hr) 2 LAYERS OF 15.9mm TYPE 'X' GYP. BD
362S125-PLAT25 (92mm) METAL STUDS 600 O.C.
C/W ACOUSTIC BATT INSULATION
RESILIENT CHANNEL
2 LAYERS OF 15.9mm TYPE 'X' GYP. BD

W3A (U419 -1hr) 15.9mm TYPE 'X' GYP. BD
600S162-PLAT25 (152mm) METAL STUDS 600 O.C.
C/W ACOUSTIC BATT INSULATION WHERE NOTED
15.9mm TYPE 'X' GYP. BD

W3B 2 LAYERS OF 15.9mm TYPE 'X' GYP. BD
600S162-PLAT25 (152mm) METAL STUDS 600 O.C.
C/W ACOUSTICAL BATT INSULATION
2 LAYERS OF 15.9mm TYPE 'X' GYP. BD

W4A 190mm CONCRETE BLOCK
-REFER TO STRUCTURAL FOR REINFORCEMENT

W5A 140mm CONCRETE BLOCK
-REFER TO TOBUCO BIAL FOR REINFORCEMENT

Revision History			
02	ADD-01	ADDENDUM 01	2025.11.19
01		ISSUED FOR TENDER	2025.10.28
Rev#	Change	Revision	Date

TOWN OF SOUTH BRUCE PENINSULA

Drawings are the property of G. M. Diemert Architect Inc. and shall not be reproduced or published without the written consent of G. M. Diemert Architect Inc.

G. M. DIEMERT ARCHITECT INC.
Suite 201
957 Fourth Avenue East
OWEN SOUND, ONTARIO, N4K 2N9,
tel: 519-376-1975

OWNER:
Town of South Bruce Peninsula
315 George Street
Wiarton, N0H 2T0

PROJECT:
New Townhall Offices
370 William Street, Wiarton, Ontario

Drawing Name
PUBLIC WASHROOM DETAILS

Drawing Number: **A-406**

Project Number: **2404**

ORIGINAL DRAWING
SIZE: **ARCH E** (1220 x 915mm) (48" x 36")

S:\2024\2404-TSBP\Dwgs\20251107-370WilliamStWiartnON.pln

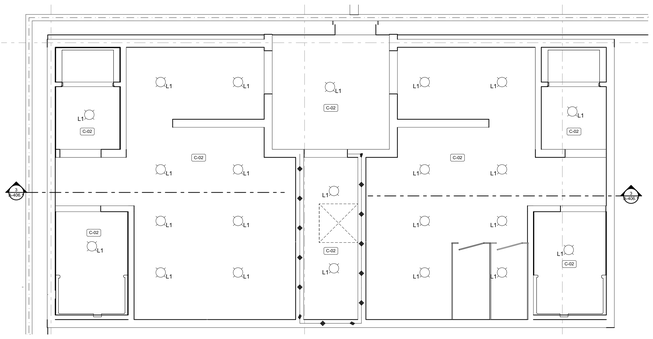

CEILING NOTES

C-02	PROVIDE PROTECTIVE EPOXY PAINT ON GYPSUM BOARD AT ALL CEILINGS IN PUBLIC WASHROOMS

1 A-406.1 PUBLIC WASHROOM REFLECTED CEILING PLAN
SCALE: 1:50

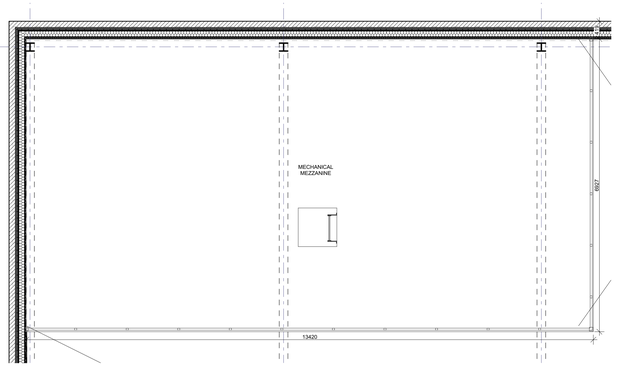

2 A-406.1 PUBLIC WASHROOM ATTIC PLAN
SCALE: 1:50

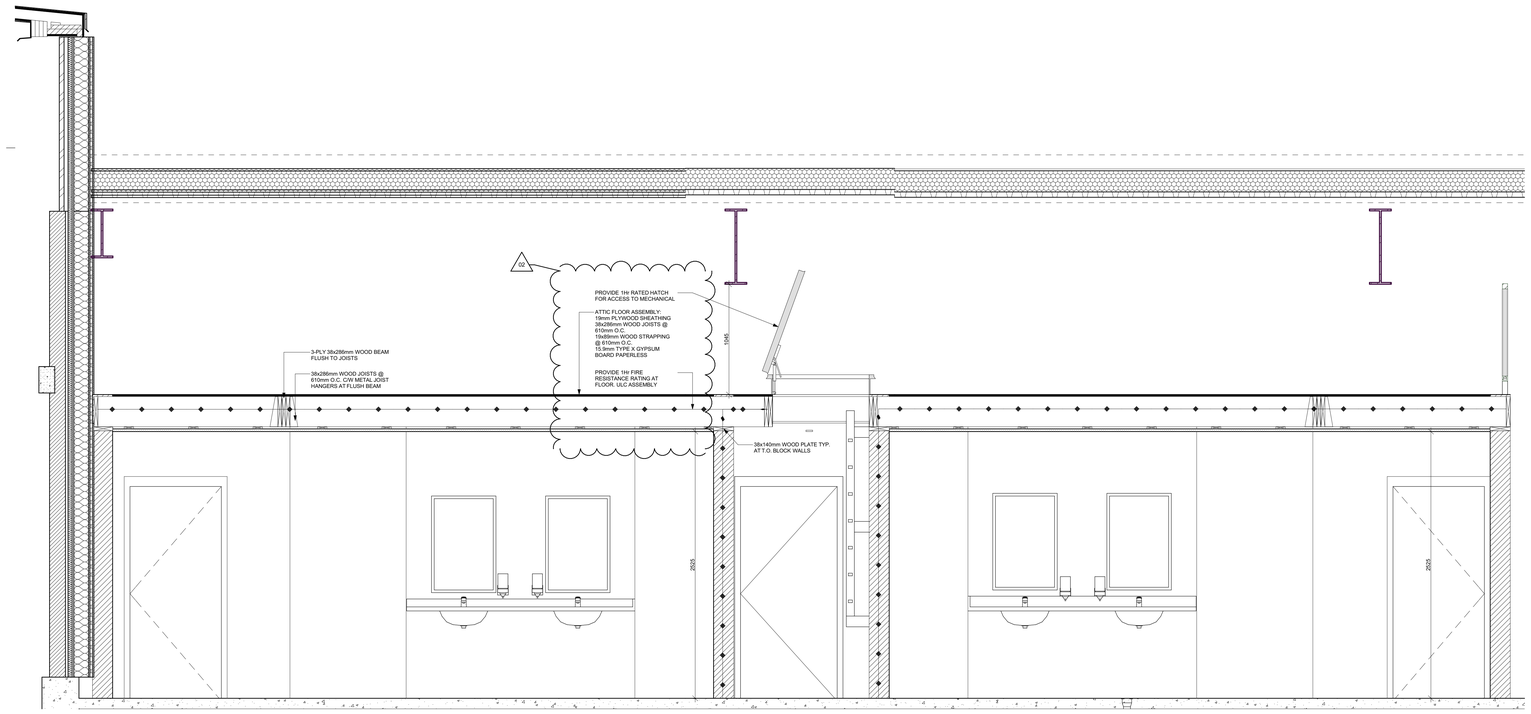

3 A-406.1 SECTION THROUGH PUBLIC WASHROOMS
SCALE: 1:20

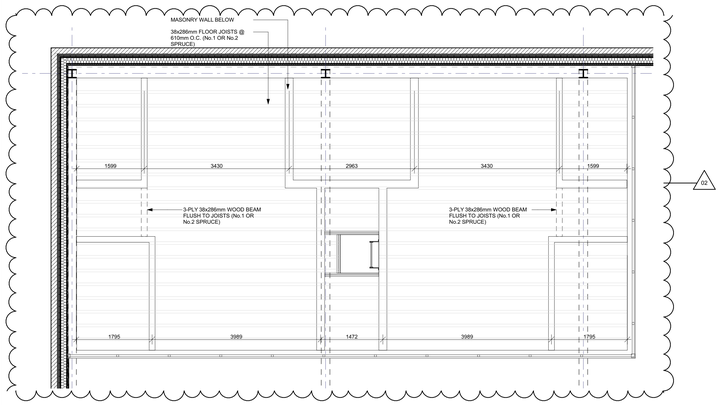

4 A-406.1 ATTIC STRUCTURAL PLAN
SCALE: 1:50

Rev/D	Change	Revision	Date
02	ADD-01	ADDENDUM 01	2025.11.19
01		ISSUED FOR TENDER	2025.10.28

Revision History

TOWN OF SOUTH BRUCE PENINSULA

Drawings are the property of G. M. Diemert Architect Inc. and shall not be reproduced or altered without the written consent of G. M. Diemert Architec Inc.

G. M. DIEMERT ARCHITECT INC.
Suite 201
957 Fourth Avenue East
OWEN SOUND, ONTARIO, N4K 2N9;
tel: 519-376-1975

OWNER:
Town of South Bruce Peninsula
315 George Street
Wiarton, N0H 2T0

PROJECT:
New Townhall Offices
370 William Street, Wiarton, Ontario

Drawing Name
PUBLIC WASHROOM DETAILS

Drawing Number:
A-406.1

Project Number:
2404

ORIGINAL DRAWING
SIZE: **ARCH E** (1220 x 915mm) (48" x 36")

S:\2024\2404-TSBP\Dwgs\20251107-370WilliamStWiartnON.pln

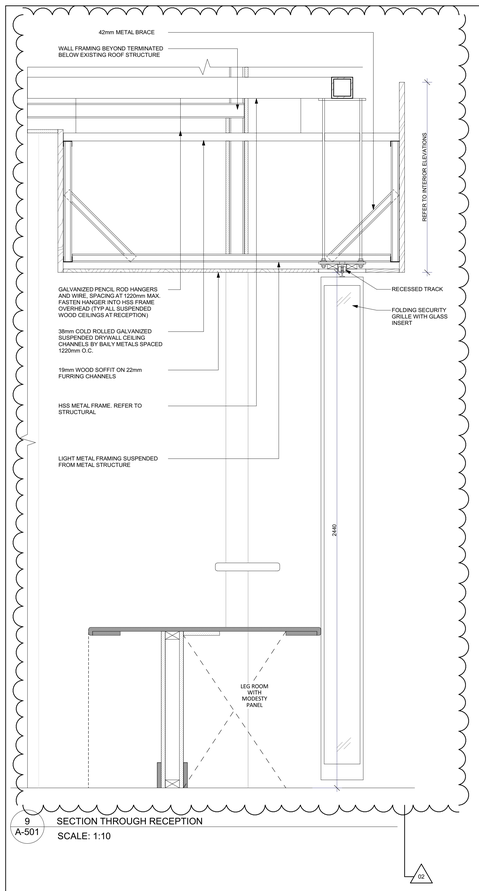

9 A-501 SECTION THROUGH RECEPTION
SCALE: 1:10

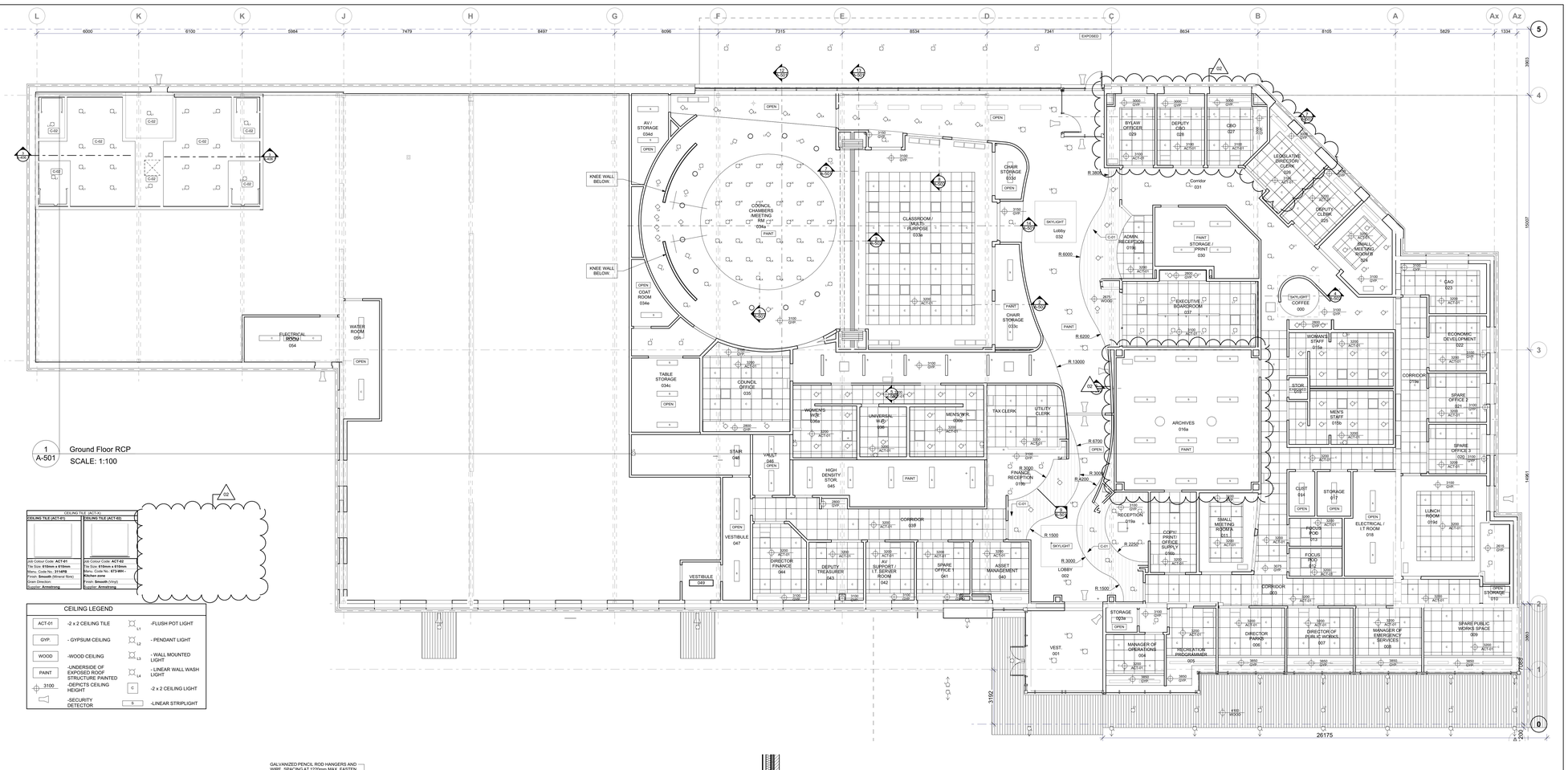

1 A-501 Ground Floor RCP
SCALE: 1:100

CEILING TILE (ACT-01)	CEILING TILE (ACT-02)
Job Colour Code: ACT-01	Job Colour Code: ACT-02
Tile Size: 610mm x 610mm	Tile Size: 610mm x 610mm
Manu. Code No.: 3114PB	Manu. Code No.: 673-WH
Finish: Smooth (Mineral Sink)	Finish: Smooth (Vinyl)
Grain Direction:	Supplier: Armstrong
Supplier: Armstrong	

CEILING LEGEND

ACT-01	-2 x 2 CEILING TILE	L1	-FLUSH POT LIGHT
GYP.	- GYPSUM CEILING	L2	- PENDANT LIGHT
WOOD	-WOOD CEILING	L3	- WALL MOUNTED LIGHT
PAINT	-UNDERSIDE OF EXPOSED ROOF STRUCTURE PAINTED	L4	- LINEAR WALL WASH LIGHT
3100	-DEPICTS CEILING HEIGHT.	C	-2 x 2 CEILING LIGHT
	-SECURITY DETECTOR	S	-LINEAR STRIPLIGHT

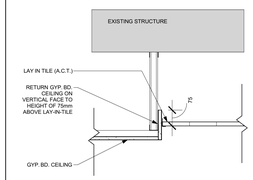

2 A-501 TYP. A.C.T. ABOVE GYPSUM CEILING
SCALE: 1:10

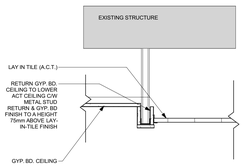

3 A-501 TYP. A.C.T. BELOW GYPSUM CEILING
SCALE: 1:10

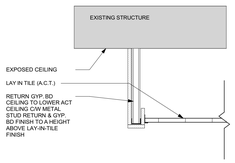

4 A-501 A.C.T. TERMINATION AT EXPOSED
SCALE: 1:10

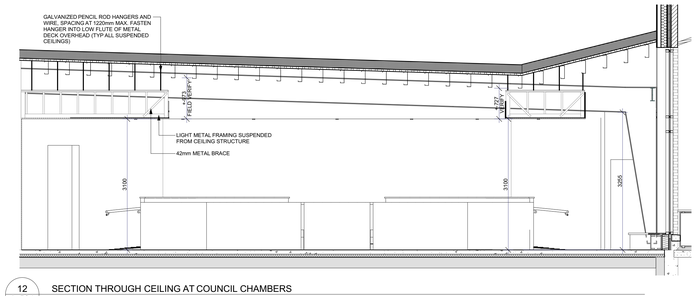

12 A-501 SECTION THROUGH CEILING AT COUNCIL CHAMBERS
SCALE: 1:50

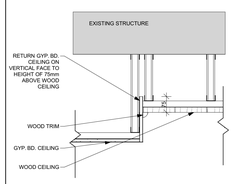

5 A-501 TYP. WOOD ABOVE GYPSUM CEILING
SCALE: 1:10

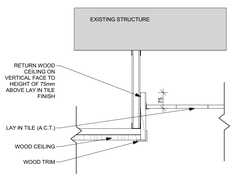

6 A-501 TYP. A.C.T. ABOVE WOOD CEILING
SCALE: 1:10

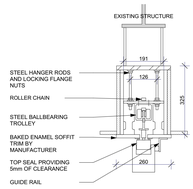

7 A-501 SECTION THROUGH HEAD OF OPERABLE PARTITION
SCALE: 1:10

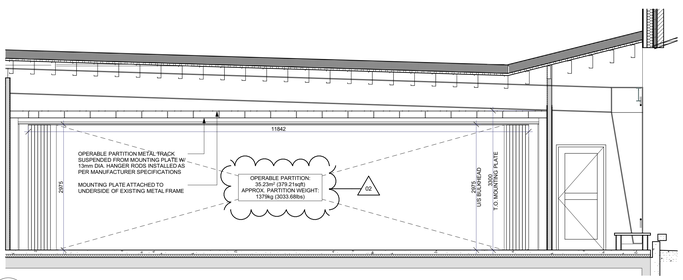

13 A-501 SECTION THROUGH OPERABLE PARTITIONS
SCALE: 1:50

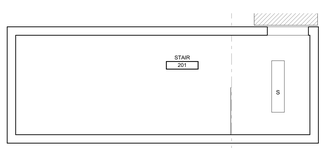

11 A-501 Stair RCP
SCALE: 1:50

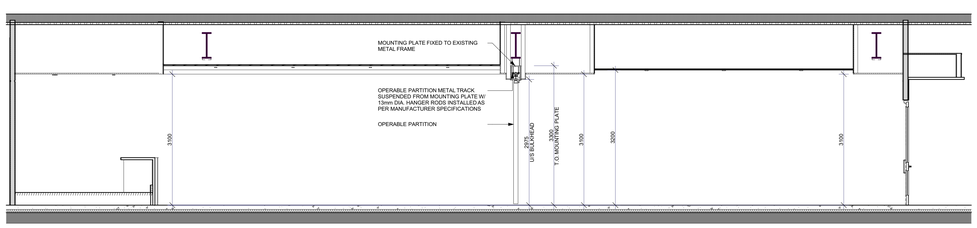

14 A-501 SECTION THROUGH COUNCIL CHAMBERS
SCALE: 1:50

S:\2024\2404-TSBP\Dwgs\20251107-370WilliamStWiarton\ON.pln

Revision History			
02	ADD-01	ADDENDUM 01	2025.11.19
01		ISSUED FOR TENDER	2025.10.28
Revision	Change	Revision	Date

TOWN OF SOUTH BRUCE PENINSULA

Drawings are the property of G. M. Diemert Architect Inc. and shall not be reproduced or altered without the written consent of G. M. Diemert Architec Inc.

G. M. DIEMERT ARCHITECT INC.
Suite 201
667 Fourth Avenue East
OWEN SOUND, ONTARIO, N4K 2N9,
tel: 519-376-1975

OWNER:
Town of South Bruce Peninsula
315 George Street
Wiarton, N0H 2T0

PROJECT:
New Townhall Offices
370 William Street, Wiarton, Ontario

Drawing Name
REFLECTED CEILING PLAN

Drawing Number: **A-501**

Project Number: **2404**

ORIGINAL DRAWING
SIZE: **ARCH E** (1220 x 915mm) (48" x 36")

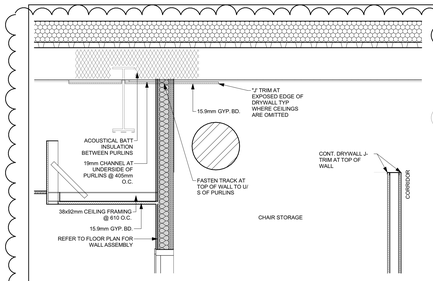

2 A-502 SECTION THROUGH CHAIR STORAGE
SCALE: 1:20

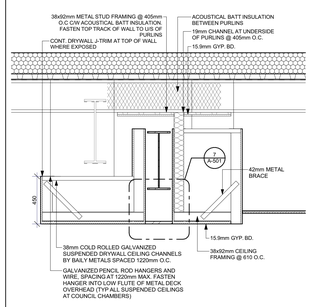

3 A-502 SECTION THROUGH FOLDING PARTITION
SCALE: 1:20

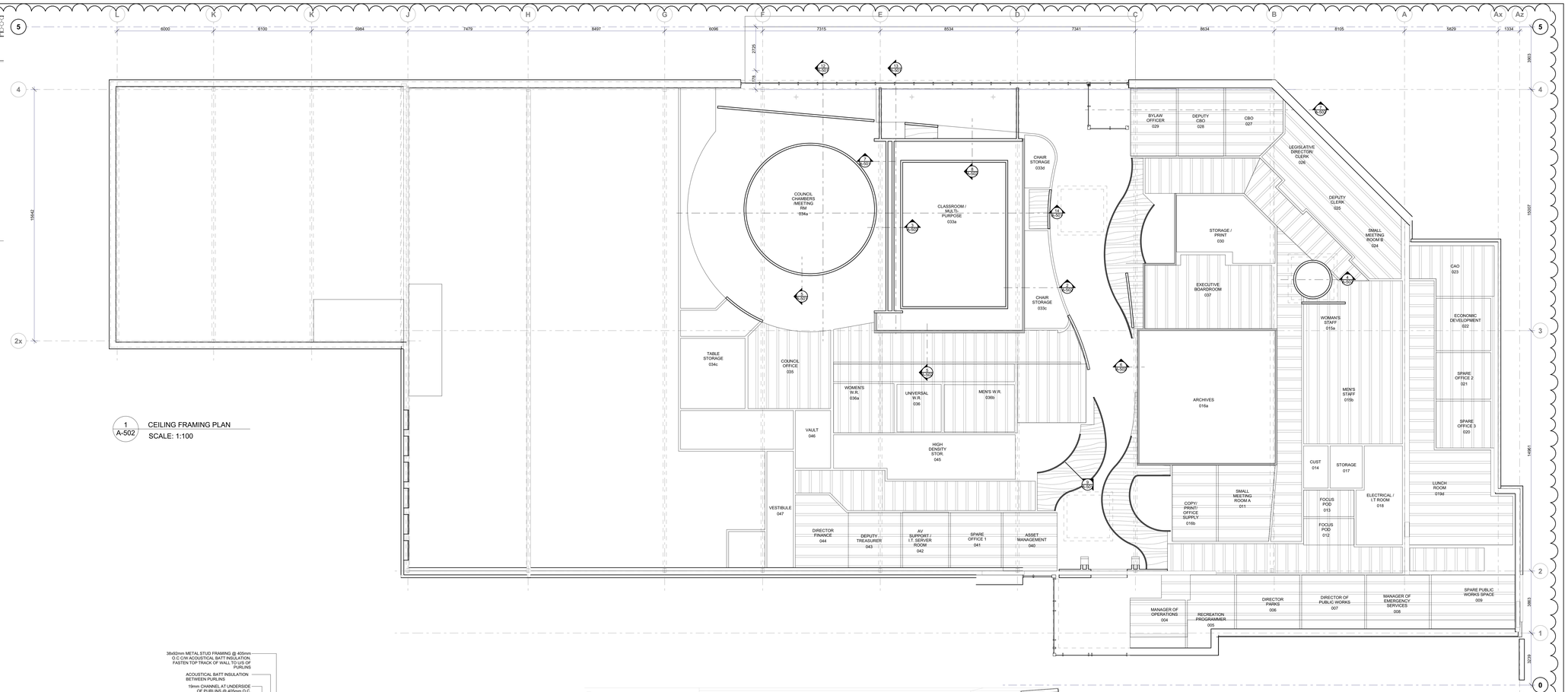

1 A-502 CEILING FRAMING PLAN
SCALE: 1:100

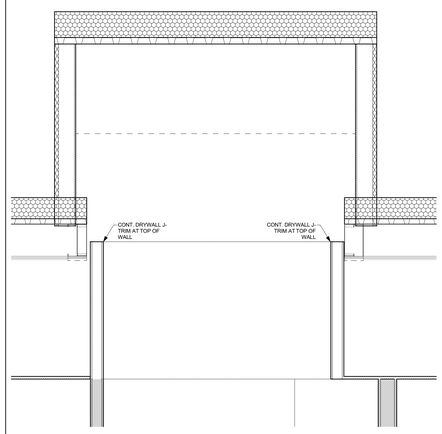

4 A-502 SECTION THROUGH SKYLIGHT
SCALE: 1:20

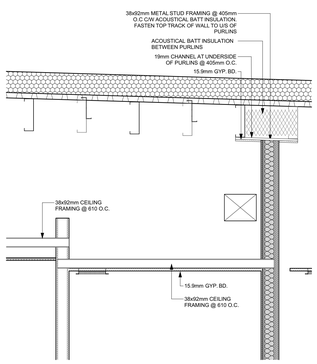

5 A-502 SECTION THROUGH CORRIDOR
SCALE: 1:20

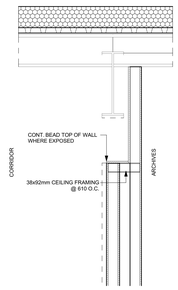

6 A-502 SECTION THROUGH CURVED WALL AT ARCHIVES
SCALE: 1:20

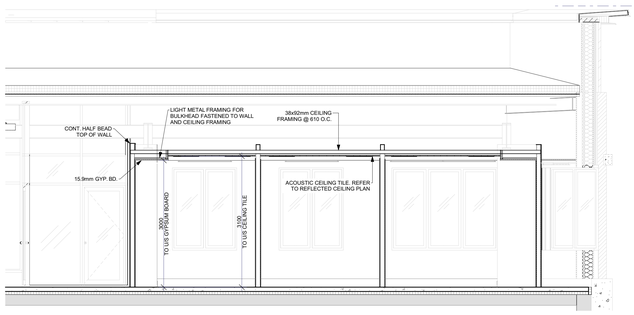

7 A-502 SECTION THROUGH NORTH WALL OFFICES
SCALE: 1:50

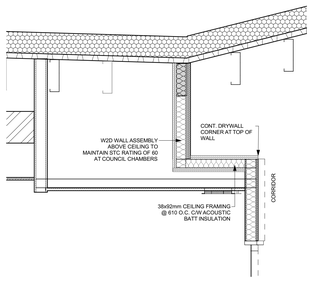

8 A-502 SECTION THROUGH CEILING AT NORTH CORRIDOR
SCALE: 1:20

No.	ADD-01	ADDENDUM 01	2025.11.19
REV-01	Change	Revision	Date

Revision History

TOWN OF SOUTH BRUCE PENINSULA

Drawings are the property of G. M. Diemert Architect Inc. and shall not be reproduced or altered without the written consent of G. M. Diemert Architec Inc.

G. M. DIEMERT ARCHITECT INC.
Suite 201
957 Fourth Avenue East
OWEN SOUND, ONTARIO, N4K 2N9,
tel: 519-376-1975

OWNER:
Town of South Bruce Peninsula
315 George Street
Wiarton, N0H 2T0

PROJECT:
New Townhall Offices
370 William Street, Wiarton, Ontario

Drawing Name
REFLECTED CEILING FRAMING PLAN

Drawing Number: **A-502**

Project Number: **2404**

ORIGINAL DRAWING SIZE: **ARCH E** (1220 x 915mm) (48" x 36")

S:\2024\2404-TSBP\Dwgs\20251107-370WilliamSt\WiartonON.pln

FINISH SCHEDULE

ROOM NUMBER	ROOM NAME	WALL	FLOOR	CEILING	BASE	NOTES
000	COFFEE	Paint	Tile	Gypsum Board	Rubber	
000	TAX CLERK	Paint	Carpet	Acoustical	Rubber	
000	UTILITY CLERK	Paint	Carpet	Acoustical	Rubber	
001	VEST.	Paint	Tile	Open to Above	Rubber	
002	LOBBY	Paint	Tile	Open to Above	Rubber	
003	CORRIDOR	Paint	Carpet	Acoustical	Rubber	
003a	STORAGE	Paint	Concrete	Open to Above	Rubber	
004	MANAGER OF OPERATIONS	Paint	Carpet	Acoustical	Rubber	
004	MANAGER OF OPERATIONS	Paint	Carpet	Acoustical	Rubber	
005	RECREATION PROGRAMMER	Paint	Carpet	Acoustical	Rubber	
005	RECREATION PROGRAMMER	Paint	Carpet	Acoustical	Rubber	
006	DIRECTOR PARKS	Paint	Carpet	Acoustical	Rubber	
006	DIRECTOR PARKS	Paint	Carpet	Acoustical	Rubber	
007	DIRECTOR OF PUBLIC WORKS	Paint	Carpet	Acoustical	Rubber	
007	DIRECTOR OF PUBLIC WORKS	Paint	Carpet	Acoustical	Rubber	
008	MANAGER OF EMERGENCY SERVICES	Paint	Carpet	Acoustical	Rubber	
008	MANAGER OF EMERGENCY SERVICES	Paint	Carpet	Acoustical	Rubber	
009	SPARE PUBLIC WORKS SPACE	Paint	Carpet	Acoustical	Rubber	
009	SPARE PUBLIC WORKS SPACE	Paint	Carpet	Acoustical	Rubber	
010	STORAGE	Paint	Concrete	Open to Above	Rubber	
011	SMALL MEETING ROOM A	Paint	Carpet	Acoustical	Rubber	PT-05
011	SMALL MEETING ROOM A	Paint	Carpet	Acoustical	Rubber	PT-05
012	FOCUS POD	Paint	Carpet	Acoustical	Rubber	
012	FOCUS POD	Paint	Carpet	Acoustical	Rubber	
013	FOCUS POD	Paint	Carpet	Acoustical	Rubber	
013	FOCUS POD	Paint	Carpet	Acoustical	Rubber	
014	CUST	Paint	Concrete	Open to Above	Rubber	
014	CUST	Paint	Concrete	Open to Above	Rubber	
015	STOR	Paint	Concrete	Open to Above	Rubber	
015a	WOMAN'S STAFF	Paint	Tile	Acoustical	Rubber	
015a	WOMAN'S STAFF	Paint	Tile	Acoustical	Rubber	
015b	MEN'S STAFF	Paint	Tile	Acoustical	Rubber	
015b	MEN'S STAFF	Paint	Tile	Acoustical	Rubber	
016a	ARCHIVES	Paint	Vinyl	Gypsum Board	Rubber	
016a	ARCHIVES	Paint	Vinyl	Gypsum Board	Rubber	
016b	COPY/ PRINT/ OFFICE SUPPLY	Paint	Carpet	Acoustical	Rubber	
016b	COPY/ PRINT/ OFFICE SUPPLY	Paint	Carpet	Acoustical	Rubber	
017	STORAGE	Paint	Concrete	Open to Above	Rubber	
017	STORAGE	Paint	Concrete	Open to Above	Rubber	
018	ELECTRICAL / I.T ROOM	Paint	Concrete	Open to Above	Rubber	
018	ELECTRICAL / I.T ROOM	Paint	Concrete	Open to Above	Rubber	
019a	RECEPTION	Paint	Carpet	Acoustical	Rubber	
019b	FINANCE RECEPTION	Paint	Carpet	Acoustical	Rubber	
019c	ADMIN. RECEPTION	Paint	Carpet	Acoustical	Rubber	
019d	LUNCH ROOM	Paint	Tile	Acoustical	Rubber	PT-04
019d	LUNCH ROOM	Paint	Tile	Acoustical	Rubber	PT-04
019e	CORRIDOR	Paint	Carpet	Acoustical	Rubber	
020	SPARE OFFICE 3	Paint	Carpet	Acoustical	Rubber	
020	SPARE OFFICE 3	Paint	Carpet	Acoustical	Rubber	
021	SPARE OFFICE 2	Paint	Carpet	Acoustical	Rubber	
021	SPARE OFFICE 2	Paint	Carpet	Acoustical	Rubber	
022	ECONOMIC DEVELOPMENT	Paint	Carpet	Acoustical	Rubber	
022	ECONOMIC DEVELOPMENT	Paint	Carpet	Acoustical	Rubber	
023	CAO	Paint	Carpet	Acoustical	Rubber	
023	CAO	Paint	Carpet	Acoustical	Rubber	
024	SMALL MEETING ROOM B	Paint	Carpet	Acoustical	Rubber	PT-05
024	SMALL MEETING ROOM B	Paint	Carpet	Acoustical	Rubber	PT-05
025	DEPUTY CLERK	Paint	Carpet	Acoustical	Rubber	
025	DEPUTY CLERK	Paint	Carpet	Acoustical	Rubber	
026	LEGISLATIVE DIRECTOR/CLERK	Paint	Carpet	Acoustical	Rubber	
026	LEGISLATIVE DIRECTOR/CLERK	Paint	Carpet	Acoustical	Rubber	
027	CBO	Paint	Carpet	Acoustical	Rubber	
027	CBO	Paint	Carpet	Acoustical	Rubber	
028	DEPUTY CBO	Paint	Carpet	Acoustical	Rubber	
028	DEPUTY CBO	Paint	Carpet	Acoustical	Rubber	
029	BYLAW OFFICER	Paint	Carpet	Acoustical	Rubber	
029	BYLAW OFFICER	Paint	Carpet	Acoustical	Rubber	
030	STORAGE / PRINT	Paint	Concrete	Open to Above	Rubber	
030	STORAGE / PRINT	Paint	Concrete	Open to Above	Rubber	
031	Corridor	Paint	Carpet	Acoustical	Rubber	
032	Lobby	Paint	Tile	Open to Above	Rubber	
033a	CLASSROOM / MULTI-PURPOSE	Paint	Vinyl	Custom	Rubber	
033a	CLASSROOM / MULTI-PURPOSE	Paint	Vinyl	Custom	Rubber	
033c	CHAIR STORAGE	Paint	Concrete	Open to Above	Rubber	
033c	CHAIR STORAGE	Paint	Concrete	Open to Above	Rubber	
033d	CHAIR STORAGE	Paint	Concrete	Open to Above	Rubber	
033d	CHAIR STORAGE	Paint	Concrete	Open to Above	Rubber	
034a	COUNCIL CHAMBERS/MEETING RM	Paint	Wood	Custom	Wood	
034a	COUNCIL CHAMBERS/MEETING RM	Paint	Wood	Custom	Wood	
034c	TABLE STORAGE	Paint	Concrete	Open to Above	Rubber	
034c	TABLE STORAGE	Paint	Concrete	Open to Above	Rubber	
034d	AV / STORAGE	Paint	Concrete	Open to Above	Rubber	
034e	COAT ROOM	Paint	Concrete	Open to Above	Rubber	
035	COUNCIL OFFICE	Paint	Carpet	Gypsum Board	Rubber	PT-07
035	COUNCIL OFFICE	Paint	Carpet	Gypsum Board	Rubber	PT-07
036	UNIVERSAL W.R.	Paint	Tile	Acoustical	Rubber	
036	UNIVERSAL W.R.	Paint	Tile	Acoustical	Rubber	
036a	WOMEN'S W.R.	Paint	Tile	Acoustical	Rubber	
036a	WOMEN'S W.R.	Paint	Tile	Acoustical	Rubber	
036b	MEN'S W.R.	Paint	Tile	Acoustical	Rubber	
036b	MEN'S W.R.	Paint	Tile	Acoustical	Rubber	
037	EXECUTIVE BOARDROOM	Paint	Carpet	Gypsum Board	Rubber	PT-06
037	EXECUTIVE BOARDROOM	Paint	Carpet	Gypsum Board	Rubber	PT-06
039	CORRIDOR	Paint	Carpet	Acoustical	Rubber	
040	ASSET MANAGEMENT	Paint	Carpet	Acoustical	Rubber	
040	ASSET MANAGEMENT	Paint	Carpet	Acoustical	Rubber	
041	SPARE OFFICE 1	Paint	Carpet	Acoustical	Rubber	
041	SPARE OFFICE 1	Paint	Carpet	Acoustical	Rubber	
042	AV SUPPORT / I.T. SERVER ROOM	Paint	Carpet	Acoustical	Rubber	
042	AV SUPPORT / I.T. SERVER ROOM	Paint	Carpet	Acoustical	Rubber	
043	DEPUTY TREASURER	Paint	Carpet	Acoustical	Rubber	
043	DEPUTY TREASURER	Paint	Carpet	Acoustical	Rubber	
044	DIRECTOR FINANCE	Paint	Carpet	Acoustical	Rubber	
044	DIRECTOR FINANCE	Paint	Carpet	Acoustical	Rubber	
045	HIGH DENSITY STOR.	Paint	Vinyl	Gypsum Board	Rubber	
045	HIGH DENSITY STOR.	Paint	Vinyl	Gypsum Board	Rubber	
046	VAULT	Paint	Concrete	Open to Above	Rubber	
046	VAULT	Paint	Concrete	Open to Above	Rubber	
047	VESTIBULE	Paint	Concrete	Open to Above	Rubber	
047	VESTIBULE	Paint	Concrete	Open to Above	Rubber	
047a	VESTIBULE	Paint	Concrete	Open to Above	Rubber	
048	STAIR	Paint	Concrete	Open to Above	Rubber	
049a	VESTIBULE	Paint	Concrete	Open to Above	Rubber	
051	WATER ROOM	Paint	Concrete	Open to Above	None	
052	WATER ROOM	Paint	Concrete	Open to Above	None	
054	ELECTRICAL ROOM	Undefined	Undefined	Undefined	Undefined	
055	VESTIBULE	Paint	Tile	Acoustical	Rubber	
056	W.R.	Paint	Tile	Acoustical	Rubber	
056a	BF SHOWER	Paint	Tile	Acoustical	Rubber	
056b	SHOWER	Paint	Tile	Acoustical	Rubber	
057	W.R.	Paint	Tile	Acoustical	Rubber	
057a	BF SHOWER	Paint	Tile	Acoustical	Rubber	
057b	SHOWER	Paint	Tile	Acoustical	Rubber	
058	SERVICE	Paint	Tile	Acoustical	Rubber	
200	ATTIC	Paint	Carpet	Gypsum Board	Rubber	
201	STAIR	Paint	Concrete	Open to Above	Rubber	

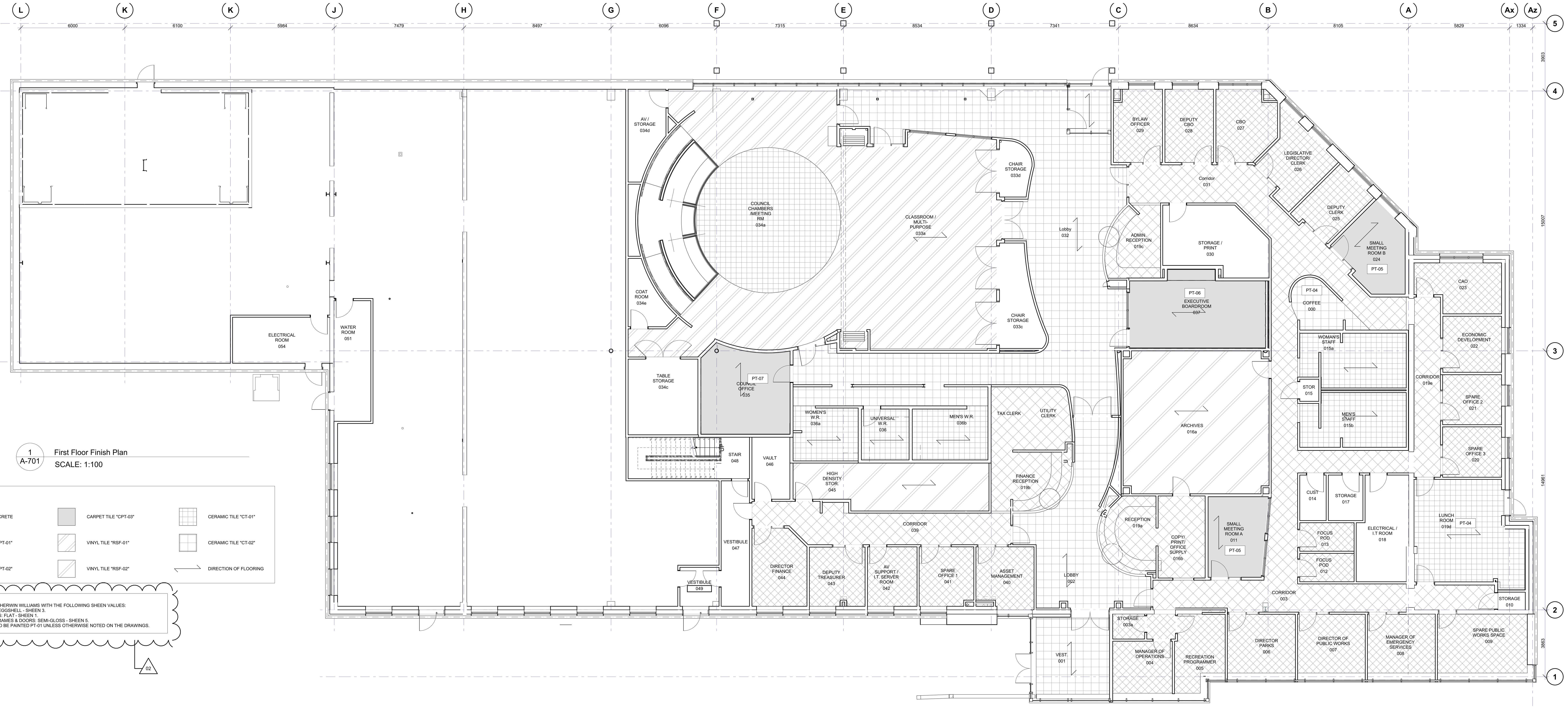

1 A-701 First Floor Finish Plan
SCALE: 1:100

FLOOR FINISH LEGEND

- POLISHED CONCRETE
- CARPET TILE "CPT-03"
- CERAMIC TILE "CT-01"
- CARPET TILE "CPT-01"
- VINYL TILE "RSF-01"
- CERAMIC TILE "CT-02"
- CARPET TILE "CPT-02"
- VINYL TILE "RSF-02"
- DIRECTION OF FLOORING

PAINT FINISH NOTES:
1. ALL PAINTS ARE SHERWIN WILLIAMS WITH THE FOLLOWING SHEEN VALUES:
.1 WALLS: EGGSHELL - SHEEN 3.
.2 CEILINGS: FLAT - SHEEN 1.
.3 DOOR FRAMES & DOORS: SEMI-GLOSS - SHEEN 5.
2. ALL WALLS ARE TO BE PAINTED PT-01 UNLESS OTHERWISE NOTED ON THE DRAWINGS.

02

02

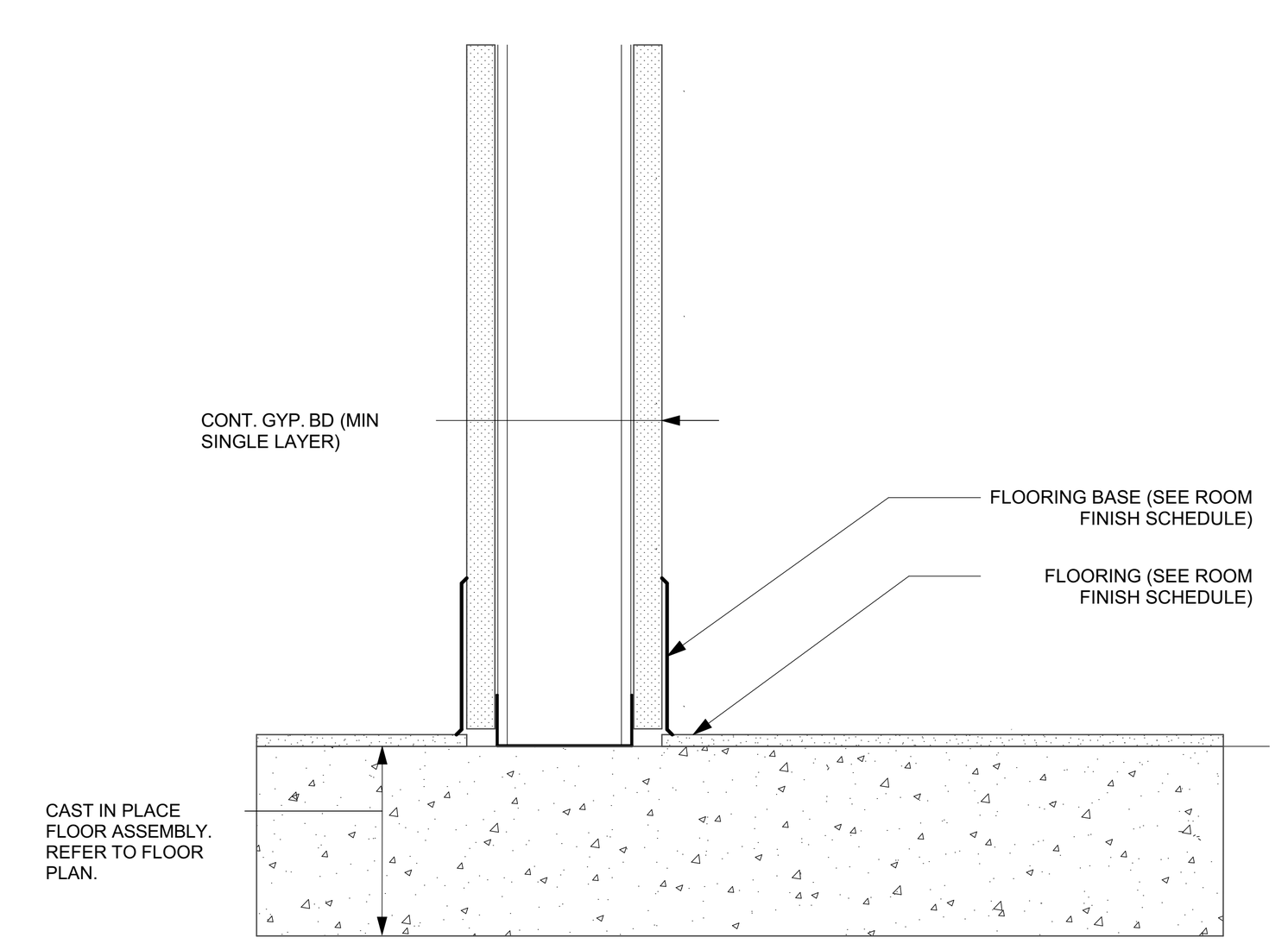

5 A-701 TYP. VINYL FLOOR TO GYPSUM WALL
SCALE: 1:5

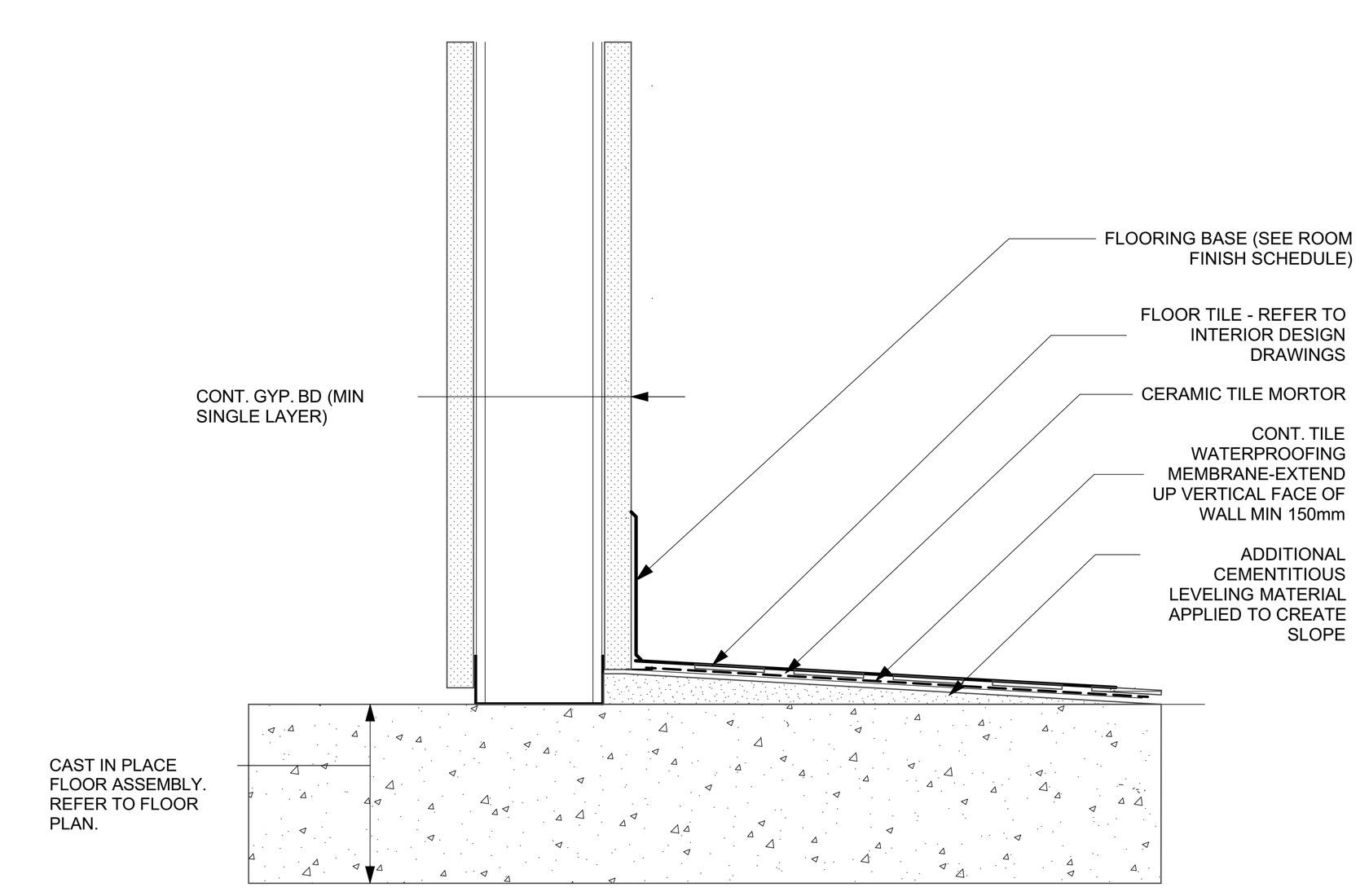

6 A-701 TYP. TILE FLOOR TO GYPSUM WALL
SCALE: 1:5

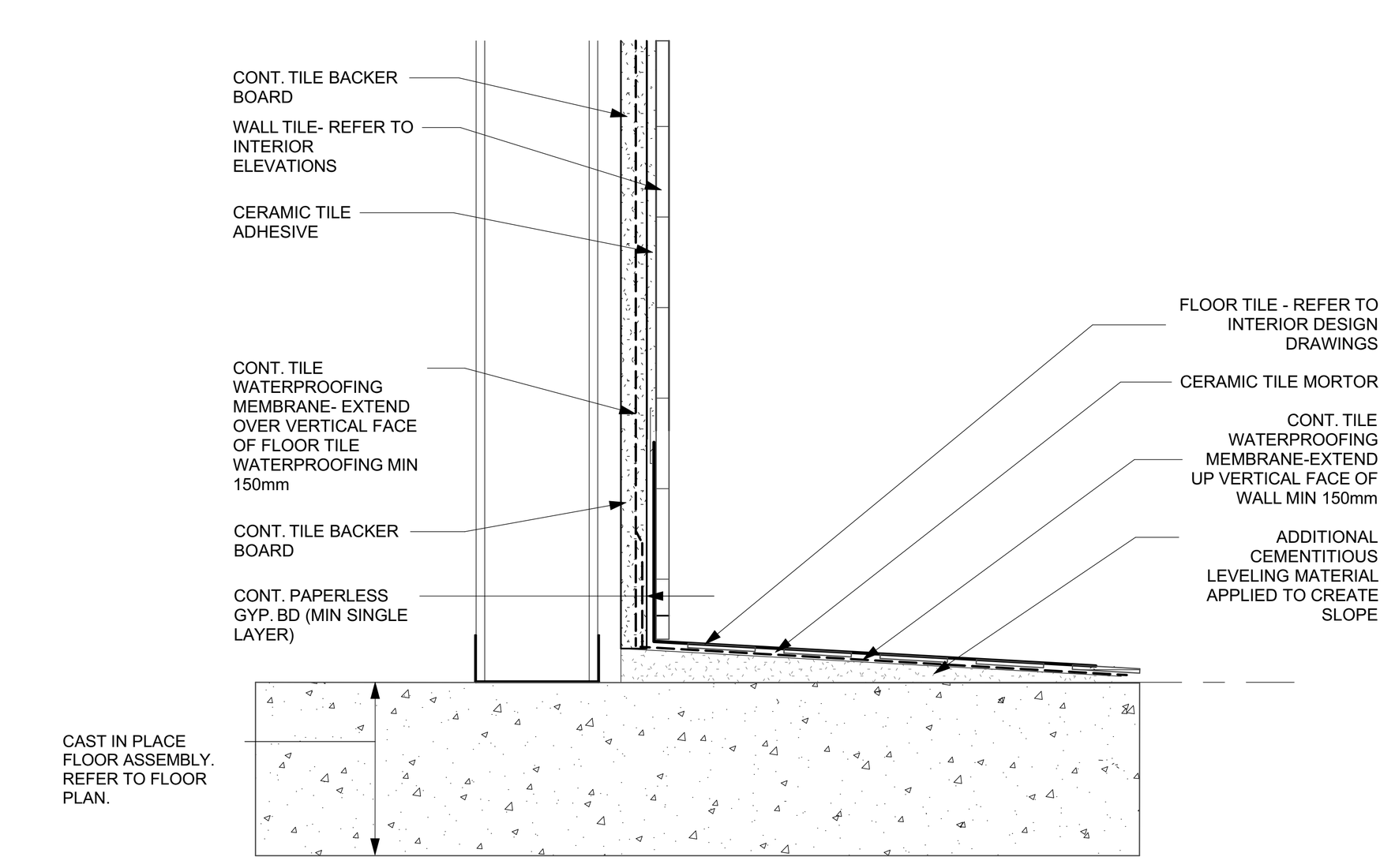

7 A-701 TYP. TILE FLOOR TO GYPSUM WALL
SCALE: 1:5



S:\2024\2404-TSBP\Dwgs\20251107-370WilliamStWiartnON.pln

RevID	Change	Revision	Date
02	ADD-01	ADDENDUM 01	2025.11.19
01		ISSUED FOR TENDER	2025.10.28

Revision History

TOWN OF SOUTH BRUCE PENINSULA

Drawings are the property of G. M. Diemert Architect Inc. and shall not be reproduced or altered without the written consent of G. M. Diemert Architec Inc.

G. M. DIEMERT ARCHITECT INC.
Suite 201
957 Fourth Avenue East
OWEN SOUND, ONTARIO, N4K 2N9,
tel: 519-376-1975

OWNER:
Town of South Bruce Peninsula
315 George Street
Wiarton, N0H 2T0

PROJECT:
New Townhall Offices
370 William Street, Wiarton, Ontario

Drawing Name
GROUND FLOOR FINISH PLAN

Drawing Number: **A-701**

Project Number: **2404**

ORIGINAL DRAWING SIZE: **ARCH E** (1220 x 915mm) (48" x 36")