

MECHANICAL DRAWING LIST	
Sheet Number	Sheet Name
M0001	MECHANICAL DRAWING LIST
M0201	MECHANICAL EQUIPMENT SCHEDULE
M1101	DEMOLITION PLAN - BASEMENT FLOOR
M1102	DEMOLITION PLAN - GROUND FLOOR
M1103	DEMOLITION PLAN - SECOND FLOOR
M2101	PLUMBING - BASEMENT FLOOR
M2102	PLUMBING - GROUND FLOOR
M2103	PLUMBING - SECOND FLOOR
M3101	DRAINAGE - BASEMENT FLOOR
M3102	DRAINAGE - GROUND FLOOR
M3103	DRAINAGE - SECOND FLOOR
M5101	HVAC - GROUND FLOOR
M5102	HVAC - SECOND FLOOR
M6101	FIRE PROTECTION - GROUND FLOOR
M6102	FIRE PROTECTION - SECOND FLOOR

CLIENT

CITY OF TORONTO



CITY OF TORONTO

Corporate Real Estate Management
Project Management Office
Metro Hall Toronto, ON
M5V 3C6

COPYRIGHT
This drawing has been prepared solely for the intended use, thus any reproduction or distribution for any purpose other than authorized by Arcadis is forbidden. Written dimensions shall have precedence over scaled dimensions. Contractors shall verify and be responsible for all dimensions and conditions on the job, and Arcadis shall be informed of any variations from the dimensions and conditions shown on the drawing. Shop drawings shall be submitted by Arcadis for general conformance before proceeding with fabrication.

Arcadis Professional Services (Canada) Inc.

ISSUES		
No.	DESCRIPTION	DATE
A	50% SUBMISSION	2022-05-13
B	90% SUBMISSION	2022-08-15
C	ISSUED FOR PERMIT	2022-08-15
D	ISSUED FOR TENDER	2025-04-18
E	ADDENDUM	2025-06-25

CONSULTANTS

SEAL

PRIME CONSULTANT



100 - 175 Galaxy Blvd,
Toronto, ON M9W 0C9, Canada
tel 416 679 1930
www.arcadis.com

PROJECT TITLE
CITY OF TORONTO
ACCESSIBILITY UPGRADES

PROJECT ADDRESS

4331 LAWRENCE AVE E

PROJECT NO:
122260

DRAWN BY: K. DURUKAN	CHECKED BY: B. LIAO
PROJECT MGR: L. SOSA	APPROVED BY: S. LIU

SHEET TITLE
MECHANICAL DRAWING
LIST

SHEET NUMBER G01-231-M0001	ISSUE E
-------------------------------	------------

ELECTRICAL HEATER SCHEDULE										
Mark	TAG NO.	SERVICE	MANUFACTURER/ MODEL NO.	CAPACITY OUTPUT (KW)	V/Ph/Hz	WEIGHT (KG)	FAN			NOTES
							POWER (KW)	FLOW (LPS)		
EH-01	EH-01	ROOM 116	OUELLET OACP 1502	1.5	120/1/60	10.9	-	75		CEILING FORCED FLOW HEATER, C/W DISCONNECT SWITCH, BUILT-IN THERMOSTAT
EH-02	EH-02	ROOM 117	OUELLET OACP 1502	1.5	120/1/60	10.9	-	75		CEILING FORCED FLOW HEATER, C/W DISCONNECT SWITCH, BUILT-IN THERMOSTAT
EH-03	EH-03	ROOM 112	OUELLET OACP 1502	1.5	120/1/60	10.9	-	75		CEILING FORCED FLOW HEATER, C/W DISCONNECT SWITCH, BUILT-IN THERMOSTAT

CLIENT

CITY OF TORONTO



Corporate Real Estate Management
Project Management Office
Metro Hall Toronto, ON
M5V 3C6

COPYRIGHT
This drawing has been prepared solely for the intended use, thus any reproduction or distribution for any purpose other than authorized by Arcadis is forbidden. Written dimensions shall have precedence over scaled dimensions. Contractors shall verify and be responsible for all dimensions and conditions on the job, and Arcadis shall be informed of any variations from the dimensions and conditions shown on the drawing. Shop drawings shall be submitted by Arcadis for general conformance before proceeding with fabrication.

Arcadis Professional Services (Canada) Inc.

ISSUES		
No.	DESCRIPTION	DATE
A	50% SUBMISSION	2022-05-13
B	90% SUBMISSION	2022-08-15
C	ISSUED FOR PERMIT	2022-08-15
D	ISSUED FOR TENDER	2025-04-18
E	ADDENDUM	2025-06-25

CONSULTANTS

SEAL

PRIME CONSULTANT



100 - 175 Galaxy Blvd,
Toronto, ON M9W 0C9, Canada
tel 416 679 1930
www.arcadis.com

PROJECT TITLE
CITY OF TORONTO
ACCESSIBILITY UPGRADES

PROJECT ADDRESS

4331 LAWRENCE AVE E

PROJECT NO:
122260

DRAWN BY: K. DURUKAN	CHECKED BY: B. LIAO
-------------------------	------------------------

PROJECT MGR: L. SOSA	APPROVED BY: S. LIU
-------------------------	------------------------

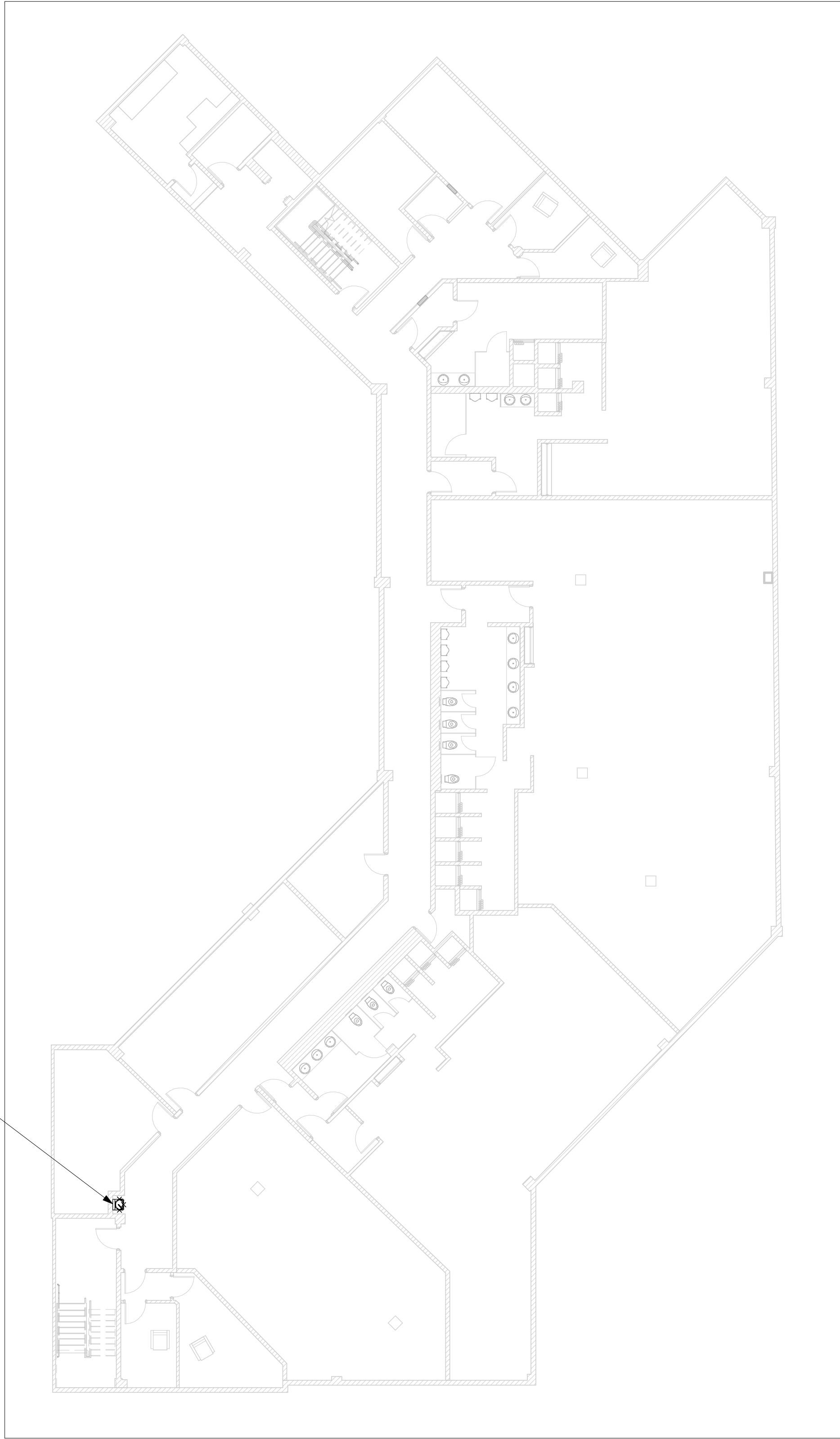
SHEET TITLE
MECHANICAL
EQUIPMENT SCHEDULE

SHEET NUMBER G01-231-M0201	ISSUE E
-------------------------------	------------

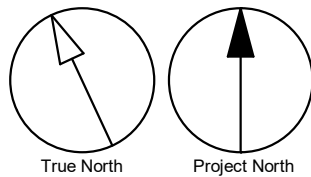
6/25/2025 9:38:27 AM



EXISTING DRINKING FOUNTAIN TO BE REPLACED WITH NEW. MODIFY/EXTEND ASSOCIATED DCW & SAN LINES TO SUIT NEW DRINKING FOUNTAIN ROUGH-IN REQUIREMENT. CONTRACTOR SHALL VERIFY EXACT EXISTING PIPING LAYOUT ON SITE



- GENERAL NOTES:
1. CONTRACTOR TO VERIFY SITE CONDITION.
 2. REMOVE AND CAP EXISTING SERVICES AS SHOWN ON THE DRAWING.
 3. ALL EXISTING SERVICES SHALL REMAIN UNLESS OTHERWISE NOTED.



CLIENT

CITY OF TORONTO

Corporate Real Estate Management
Project Management Office
Metro Hall Toronto, ON
M5V 3C6

COPYRIGHT
This drawing has been prepared solely for the intended use, thus any reproduction or distribution for any purpose other than authorized by Arcadis is forbidden. Written dimensions shall have precedence over scaled dimensions. Contractors shall verify and be responsible for all dimensions and conditions on the job, and Arcadis shall be informed of any variations from the dimensions and conditions shown on the drawing. Shop drawings shall be submitted by Arcadis for general conformance before proceeding with fabrication.

Arcadis Professional Services (Canada) Inc.

ISSUES		
No.	DESCRIPTION	DATE
A	50% SUBMISSION	2022-05-13
B	90% SUBMISSION	2022-08-15
C	ISSUED FOR PERMIT	2022-08-15
D	ISSUED FOR TENDER	2025-04-18
E	ADDENDUM	2025-06-25

CONSULTANTS

SEAL

PRIME CONSULTANT

100 - 175 Galaxy Blvd,
Toronto, ON M9W 0C9, Canada
tel 416 679 1930
www.arcadis.com

PROJECT TITLE
**CITY OF TORONTO
ACCESSIBILITY UPGRADES**

PROJECT ADDRESS
4331 LAWRENCE AVE E

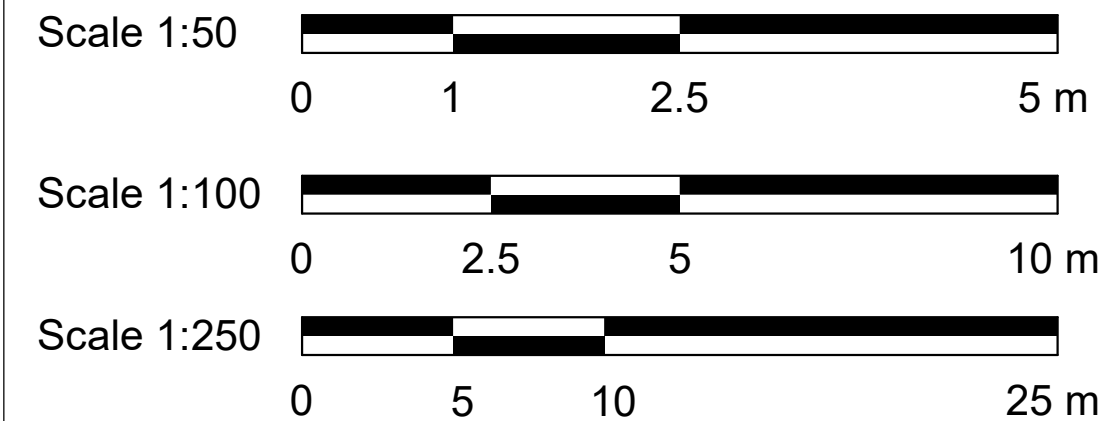
PROJECT NO: 122260	
DRAWN BY: K. DURUKAN	CHECKED BY: B. LIAO
PROJECT MGR: L. SOSA	APPROVED BY: S. LIU

SHEET TITLE
**DEMOLITION PLAN -
BASEMENT FLOOR**

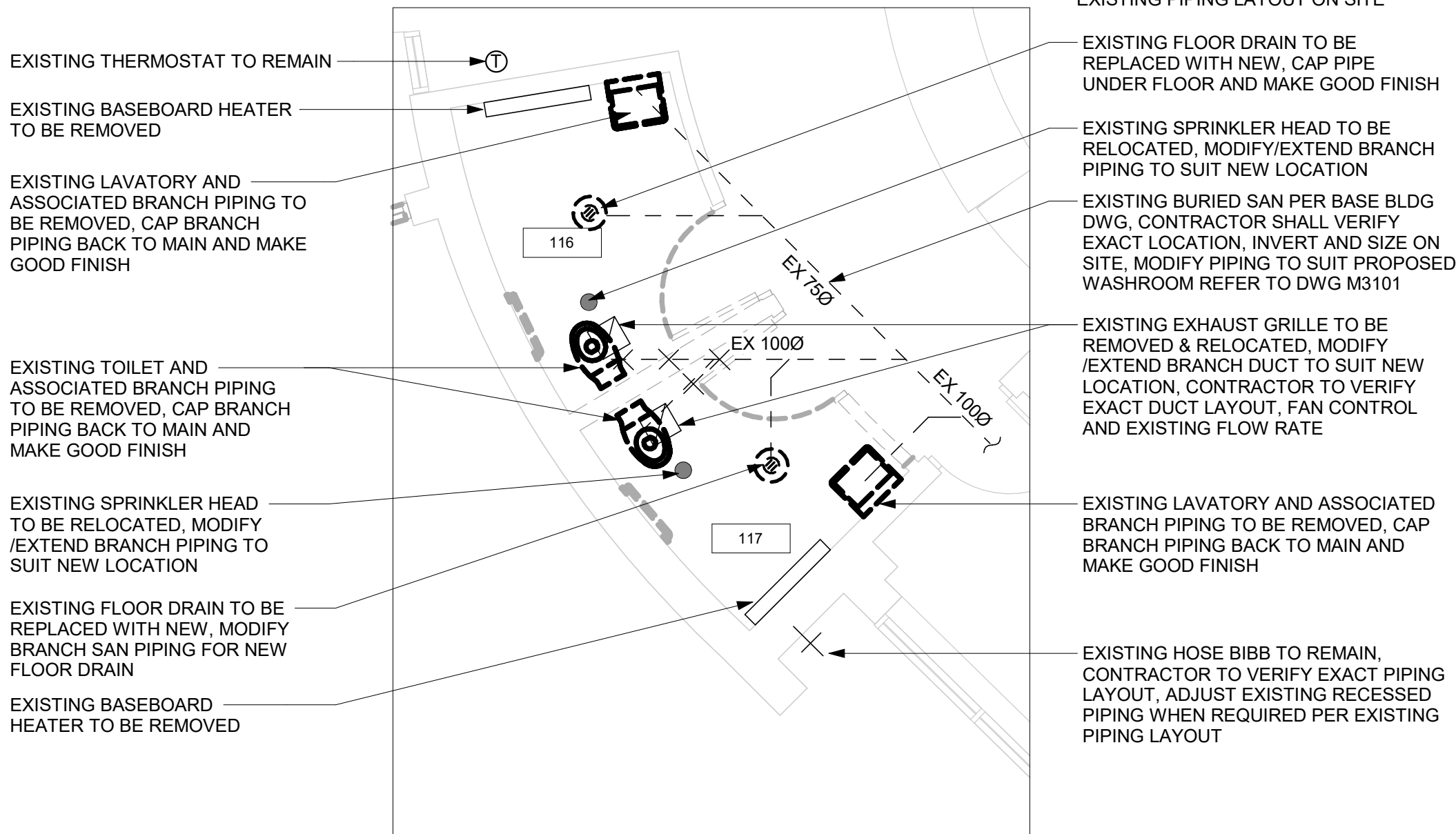
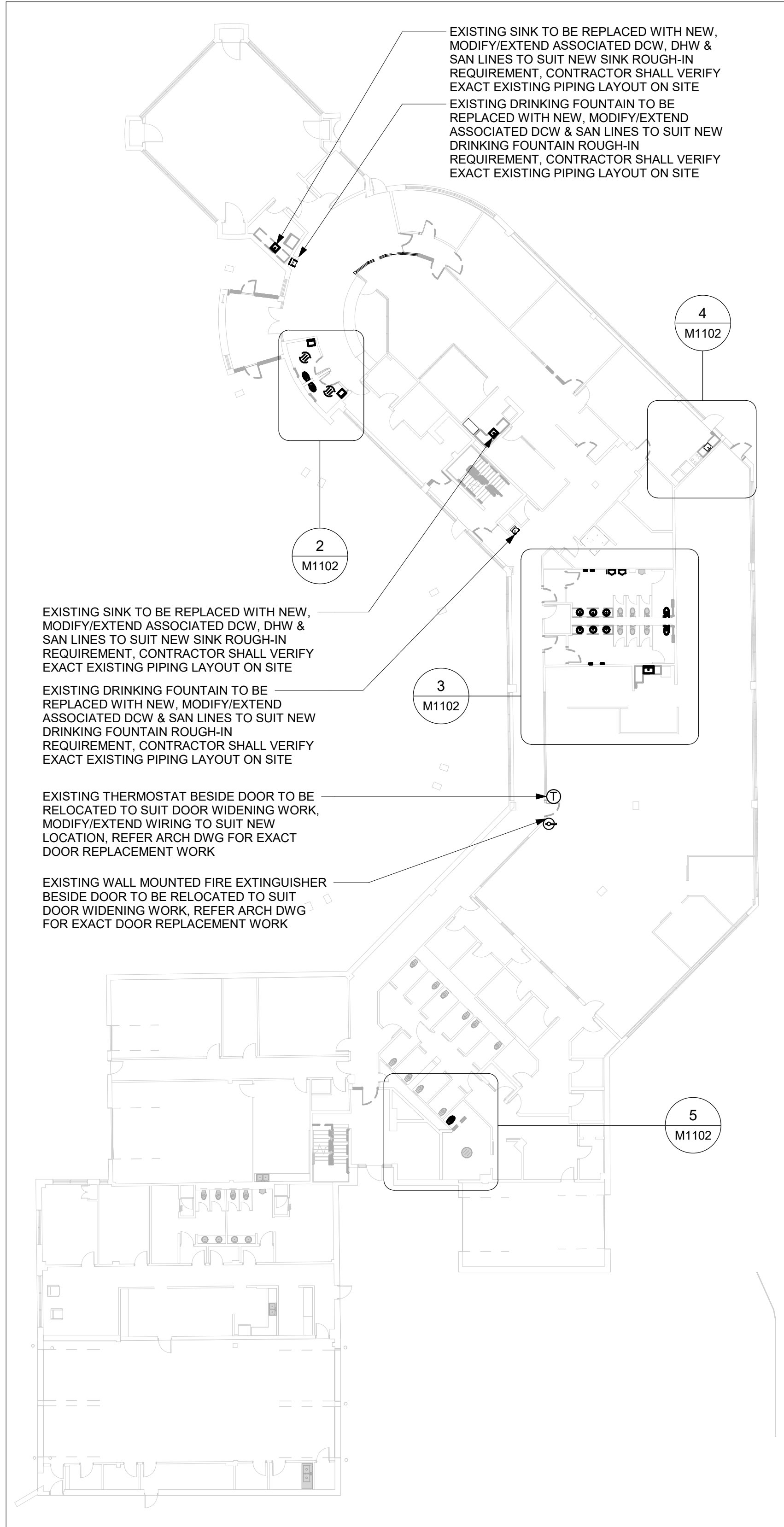
SHEET NUMBER G01-231-M1101	ISSUE E
--------------------------------------	-------------------

Autodesk Docs//122260 - Cot TAU Upgrades R0204/122260-C-TAU-1-231-4331-LWRNC-M-R20.rvt 1/1

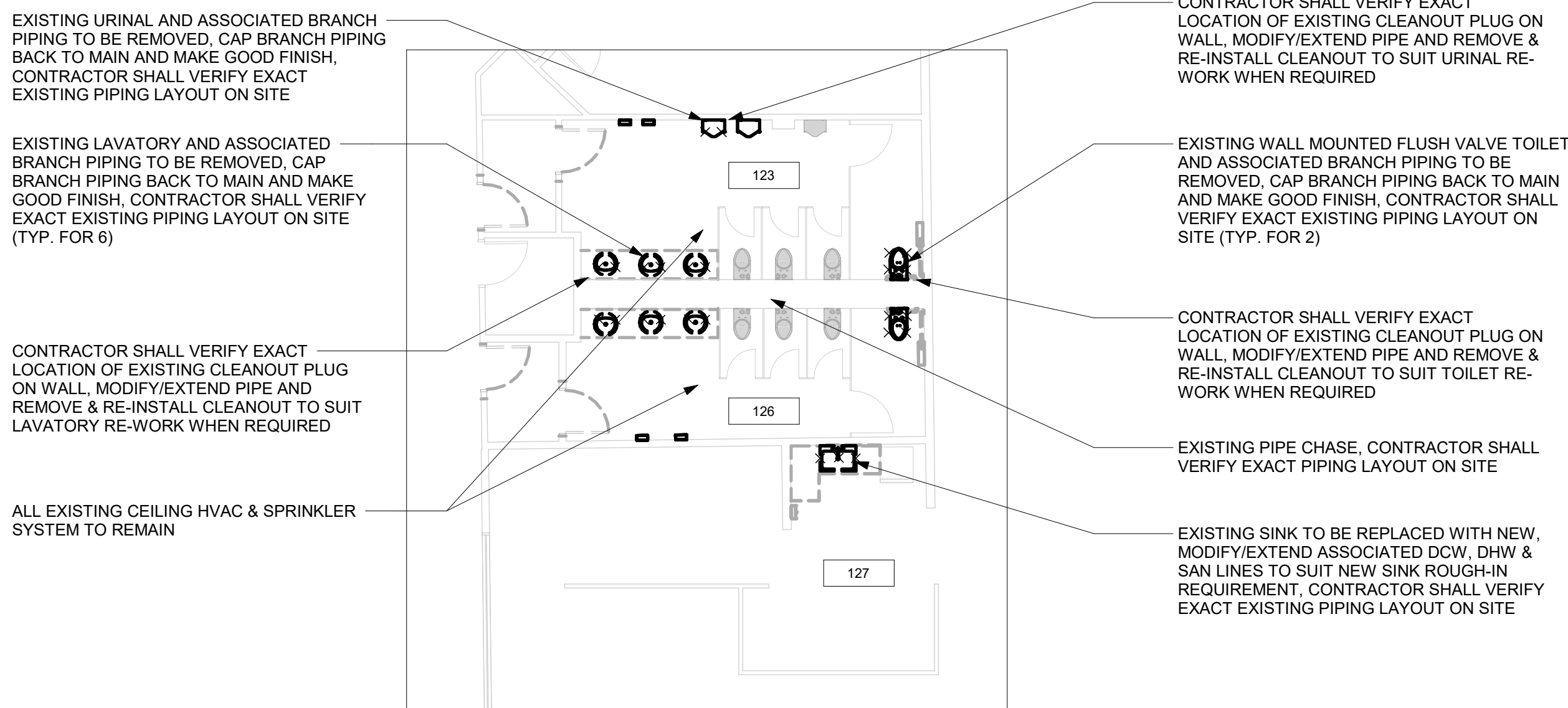
6/25/2025 9:38:32 AM



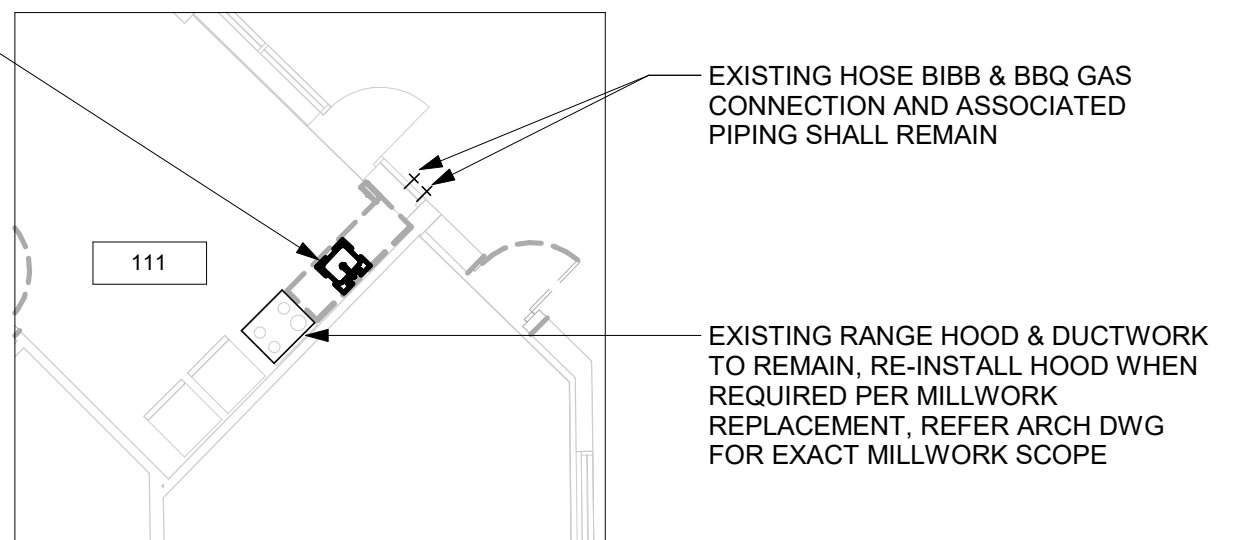
1 DEMOLITION PLAN - GROUND FLOOR
M1102 Scale: 1 : 250



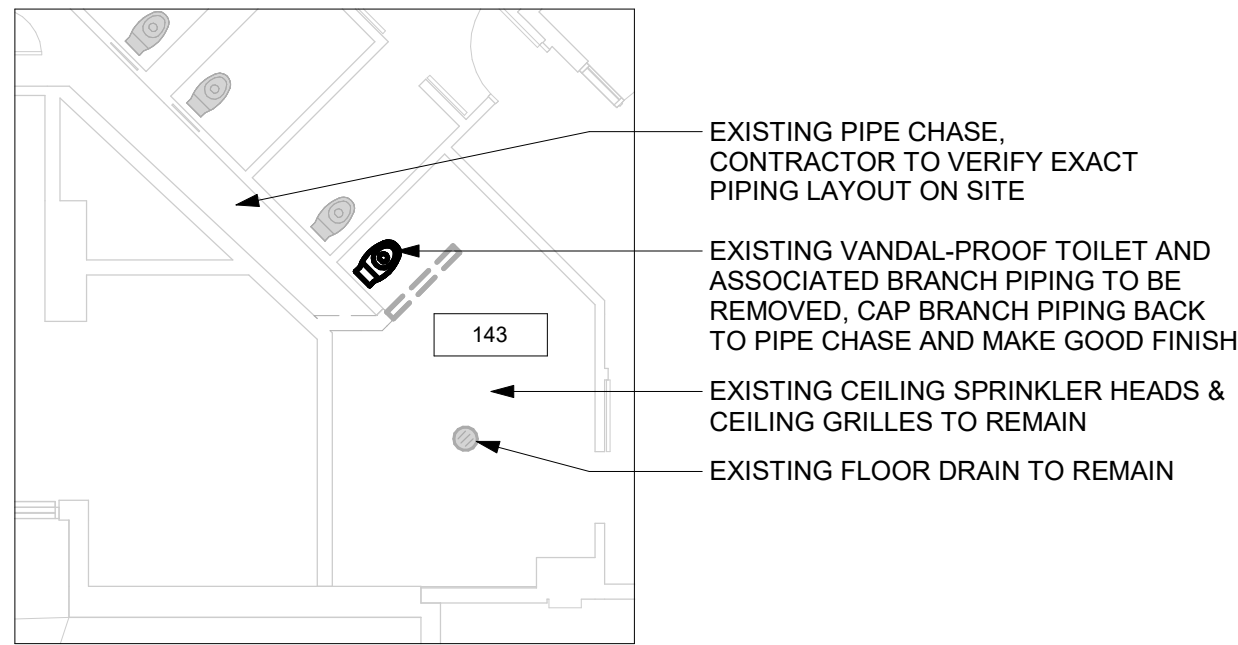
2 DEMOLITION PLAN - ROOM 116, 117
M1102 Scale: 1 : 50



3 DEMOLITION PLAN - ROOM 123, 126, 127
M1102 Scale: 1 : 100

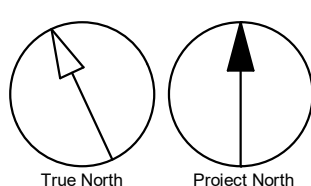


4 DEMOLITION PLAN - ROOM 111
M1102 Scale: 1 : 100




5 DEMOLITION PLAN - ROOM 143
M1102 Scale: 1 : 100

- GENERAL NOTES:
1. CONTRACTOR TO VERIFY SITE CONDITION.
 2. REMOVE AND CAP EXISTING SERVICES AS SHOWN ON THE DRAWING.
 3. ALL EXISTING SERVICES SHALL REMAIN UNLESS OTHERWISE NOTED.



CLIENT

CITY OF TORONTO



Corporate Real Estate Management
Project Management Office
Metro Hall Toronto, ON
M5V 3C6

COPYRIGHT

This drawing has been prepared solely for the intended use, thus any reproduction or distribution for any purpose other than authorized by Arcadis is forbidden. Written dimensions shall have precedence over scaled dimensions. Contractors shall verify and be responsible for all dimensions and conditions on the job, and Arcadis shall be informed of any variations from the dimensions and conditions shown on the drawing. Shop drawings shall be submitted to Arcadis for general conformance before proceeding with fabrication.

Arcadis Professional Services (Canada) Inc.


ISSUES

No.	DESCRIPTION	DATE
A	50% SUBMISSION	2022-05-13
B	90% SUBMISSION	2022-08-15
C	ISSUED FOR PERMIT	2022-08-15
D	ISSUED FOR TENDER	2025-04-18
E	ADDENDUM	2025-06-25

CONSULTANTS

SEAL

PRIME CONSULTANT

ARCADIS

100 - 175 Galaxy Blvd,
Toronto, ON M9W 0C9, Canada
tel 416 679 1930
www.arcadis.com

PROJECT TITLE

CITY OF TORONTO
ACCESSIBILITY UPGRADES

PROJECT ADDRESS

4331 LAWRENCE AVE E

PROJECT NO:
122260

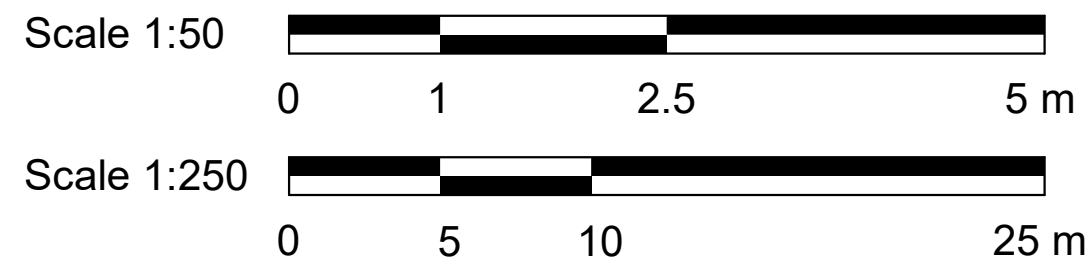
DRAWN BY: K. DURUKAN	CHECKED BY: B. LIAO
PROJECT MGR: L. SOSA	APPROVED BY: S. LIU

SHEET TITLE

DEMOLITION PLAN -
GROUND FLOOR

SHEET NUMBER	ISSUE
G01-231-M1102	E

6/25/2025 9:38:33 AM



1 DEMOLITION - SECOND FLOOR
M1103 Scale: 1 : 250

EXISTING THERMOSTAT BESIDE DOOR TO BE RELOCATED TO SUIT DOOR WIDENING WORK, MODIFY/EXTEND WIRING TO SUIT NEW LOCATION, REFER ARCH DWG FOR EXACT DOOR REPLACEMENT WORK

EXISTING WALL MOUNTED FIRE EXTINGUISHER BESIDE DOOR TO BE RELOCATED TO SUIT DOOR WIDENING WORK, REFER ARCH DWG FOR EXACT DOOR REPLACEMENT WORK

EXISTING SINK TO BE REPLACED WITH NEW, MODIFY/EXTEND ASSOCIATED DCW, DHW & SAN LINE TO SUIT NEW SINK ROUGH-IN REQUIREMENT, CONTRACTOR SHALL VERIFY EXACT EXISTING PIPING LAYOUT ON SITE

EXISTING DRINKING FOUNTAIN TO BE REPLACED WITH NEW, MODIFY/EXTEND ASSOCIATED DCW & SAN LINES TO SUIT NEW DRINKING FOUNTAIN ROUGH-IN REQUIREMENT, CONTRACTOR SHALL VERIFY EXACT EXISTING PIPING LAYOUT ON SITE

EXISTING BAS CONTROLLER PANEL TO REMAIN

EXISTING THERMOSTAT TO REMAIN

2 DEMOLITION - ROOM 210, 211, 212, 213
M1103 Scale: 1 : 50

EXISTING WASHROOM TO REMAIN

EXISTING FLOOR MOUNTED MANUAL FLUSH VALVE TANK TO BE REPLACED WITH NEW, MODIFY/EXTEND ASSOCIATED DCW & SAN LINES TO SUIT NEW ROUGH-IN REQUIREMENT WHEN REQUIRED

EXISTING EXHAUST GRILLE TO BE REMOVED & RE-INSTALL ON NEW CEILING WHEN REQUIRED

EXISTING SPRINKLER HEAD TO BE REMOVED & RE-INSTALL ON NEW CEILING

EXISTING FLOOR DRAIN TO BE REPLACED WITH NEW

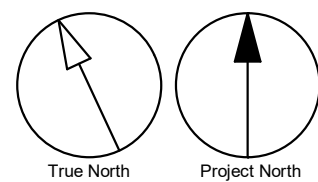
EXISTING LAVATORY AND ASSOCIATED BRANCH PIPING TO BE REMOVED, CAP BRANCH PIPING BACK TO MAIN AND MAKE GOOD FINISH

EXISTING FAN SWITCH TO BE RELOCATED, MODIFY/EXTEND WIRING TO SUIT NEW LOCATION

EXISTING SPRINKLER HEAD TO BE REMOVED & RE-INSTALL ON NEW CEILING

EXISTING SPRINKLER HEAD TO REMAIN

- GENERAL NOTES:
1. CONTRACTOR TO VERIFY SITE CONDITION.
 2. REMOVE AND CAP EXISTING SERVICES AS SHOWN ON THE DRAWING.
 3. ALL EXISTING SERVICES SHALL REMAIN UNLESS OTHERWISE NOTED.



ISSUES		
No.	DESCRIPTION	DATE
A	50% SUBMISSION	2022-05-13
B	90% SUBMISSION	2022-08-15
C	ISSUED FOR PERMIT	2022-08-15
D	ISSUED FOR TENDER	2025-04-18
E	ADDENDUM	2025-06-25

CONSULTANTS

SEAL

PRIME CONSULTANT



100 - 175 Galaxy Blvd,
Toronto, ON M9W 0C9, Canada
tel 416 679 1930
www.arcadis.com

PROJECT TITLE
**CITY OF TORONTO
ACCESSIBILITY UPGRADES**

PROJECT ADDRESS

4331 LAWRENCE AVE E

PROJECT NO:
122260

DRAWN BY:
K. DURUKAN

CHECKED BY:
B. LIAO

PROJECT MGR:
L. SOSA

APPROVED BY:
S. LIU

SHEET TITLE
**DEMOLITION PLAN -
SECOND FLOOR**

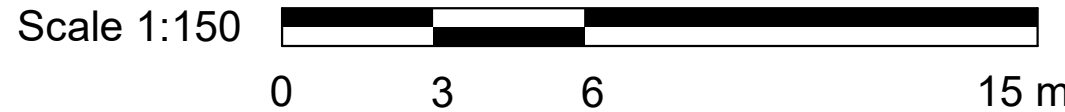
SHEET NUMBER

G01-231-M1103

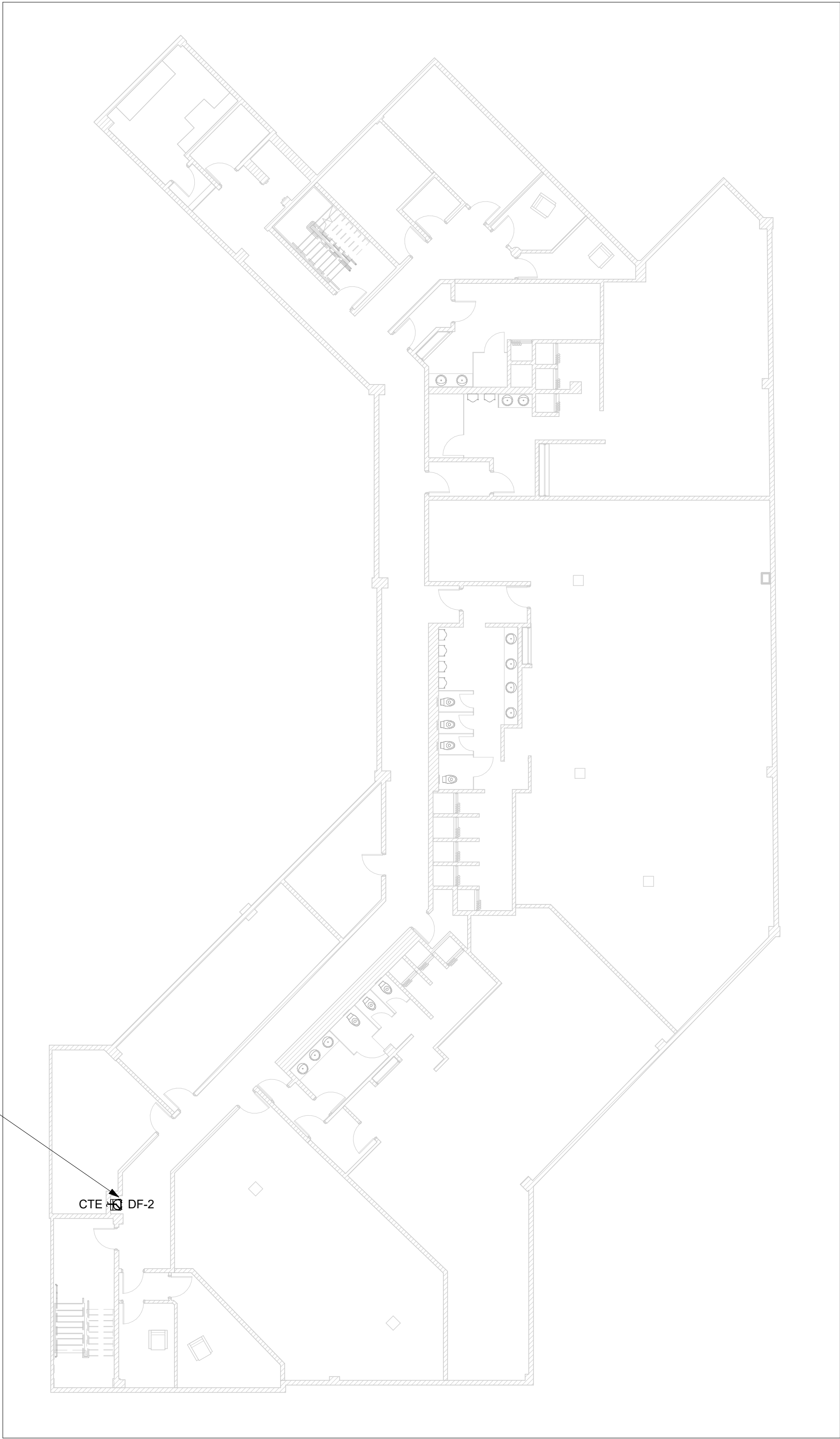
ISSUE

E

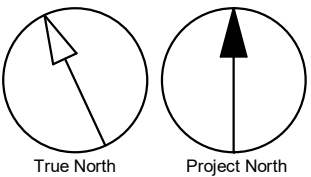
6/25/2025 9:38:33 AM



PROVIDE NEW DRINKING FOUNTAIN TO REPLACE EXISTING. MODIFY/EXTEND ASSOCIATED DCW LINE TO SUIT NEW DRINKING FOUNTAIN ROUGH-IN REQUIREMENT AND PATCH WALL OPENING TO MAKE GOOD FINISH. CONTRACTOR SHALL VERIFY EXACT EXISTING PIPING LAYOUT ON SITE



- GENERAL NOTES:
- REFER TO SPECIFICATIONS FOR PLUMBING FIXTURE UNIT TYPES.
 - ALL NEW FIXTURES TO BE FITTED WITH ISOLATION VALVES.



CLIENT

CITY OF TORONTO

Corporate Real Estate Management
Project Management Office
Metro Hall Toronto, ON
M5V 3C6

COPYRIGHT
This drawing has been prepared solely for the intended use, thus any reproduction or distribution for any purpose other than authorized by Arcadis is forbidden. Written dimensions shall have precedence over scaled dimensions. Contractors shall verify and be responsible for all dimensions and conditions on the job, and Arcadis shall be informed of any variations from the dimensions and conditions shown on the drawing. Shop drawings shall be submitted by Arcadis for general conformance before proceeding with fabrication.

Arcadis Professional Services (Canada) Inc.

ISSUES		
No.	DESCRIPTION	DATE
A	50% SUBMISSION	2022-05-13
B	90% SUBMISSION	2022-08-15
C	ISSUED FOR PERMIT	2022-08-15
D	ISSUED FOR TENDER	2025-04-18
E	ADDENDUM	2025-06-25

CONSULTANTS

SEAL

PRIME CONSULTANT



100 - 175 Galaxy Blvd,
Toronto, ON M9W 0C9, Canada
tel 416 679 1930
www.arcadis.com

PROJECT TITLE
**CITY OF TORONTO
ACCESSIBILITY UPGRADES**

PROJECT ADDRESS
4331 LAWRENCE AVE E

PROJECT NO: 122260	
DRAWN BY: K. DURUKAN	CHECKED BY: B. LIAO
PROJECT MGR: L. SOSA	APPROVED BY: S. LIU

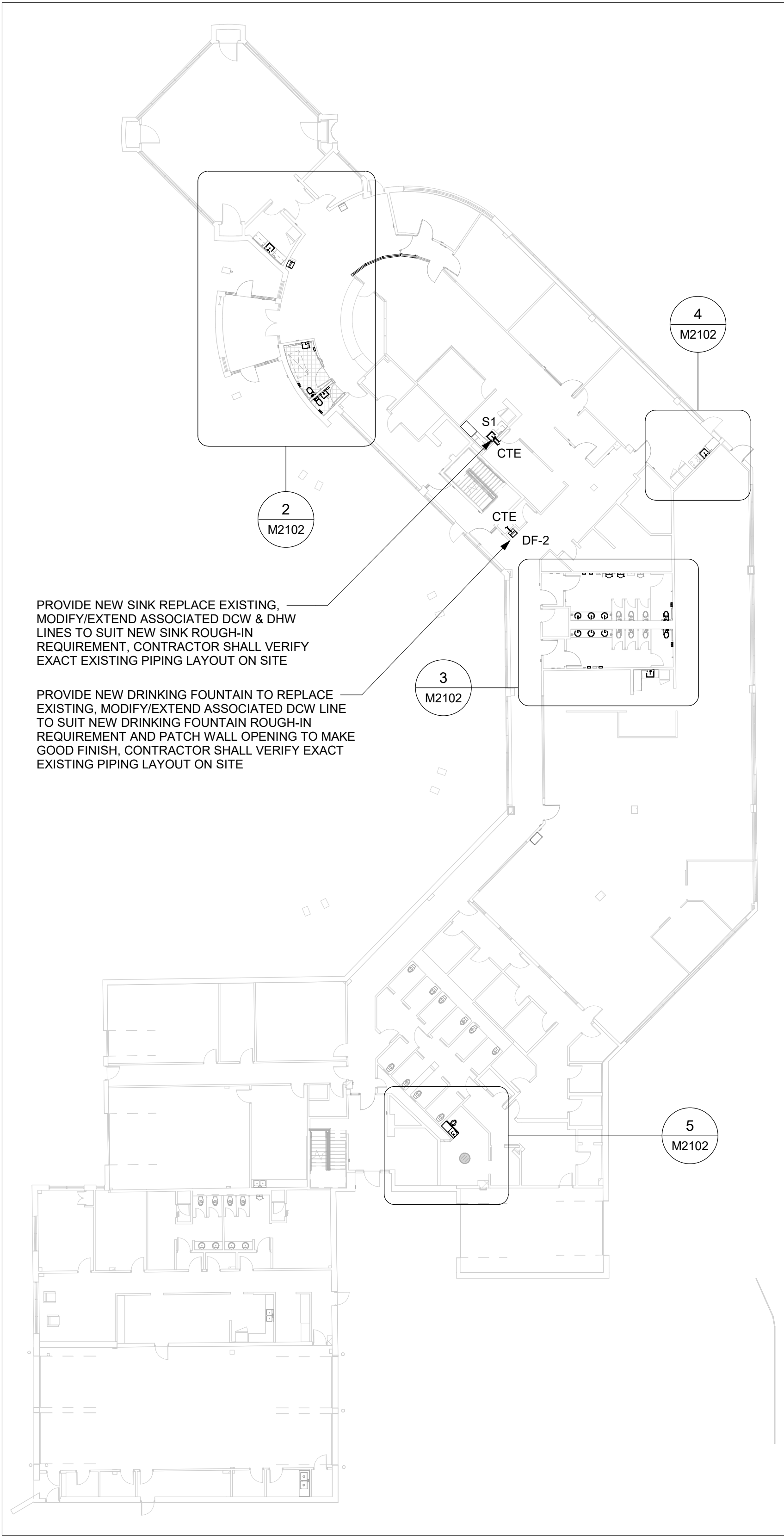
SHEET TITLE
**PLUMBING - BASEMENT
FLOOR**

SHEET NUMBER G01-231-M2101	ISSUE E
--------------------------------------	-------------------

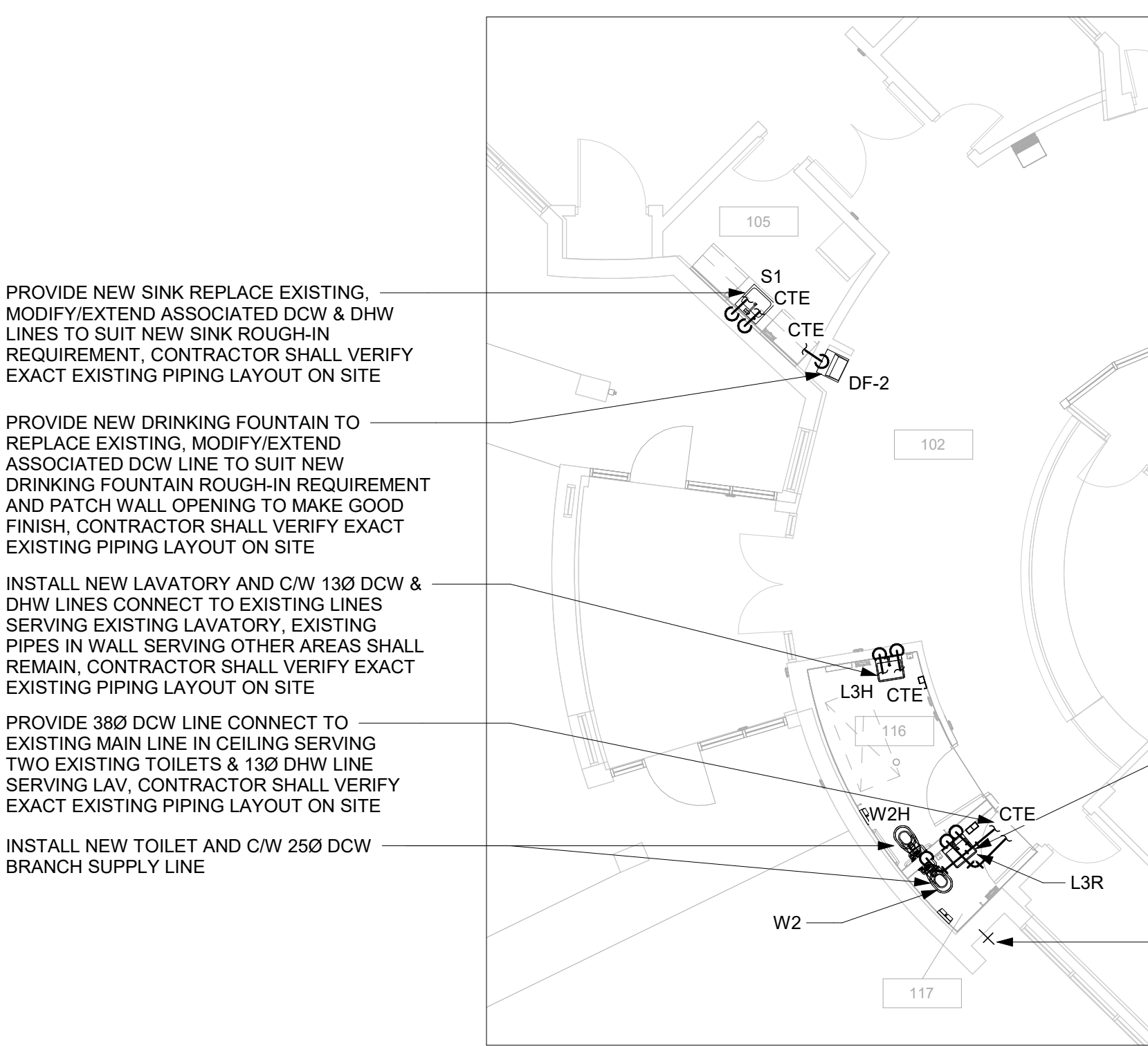
Autodesk Docs // 122260 - Cot TAU Upgrades R0024122260-1-TAU-1-231-4331-LWRNC-M-R201.rvt

15mm

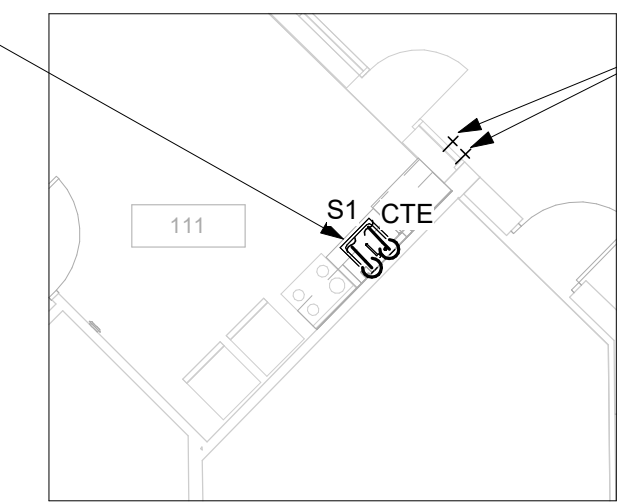
SCALE CHECK
1 m



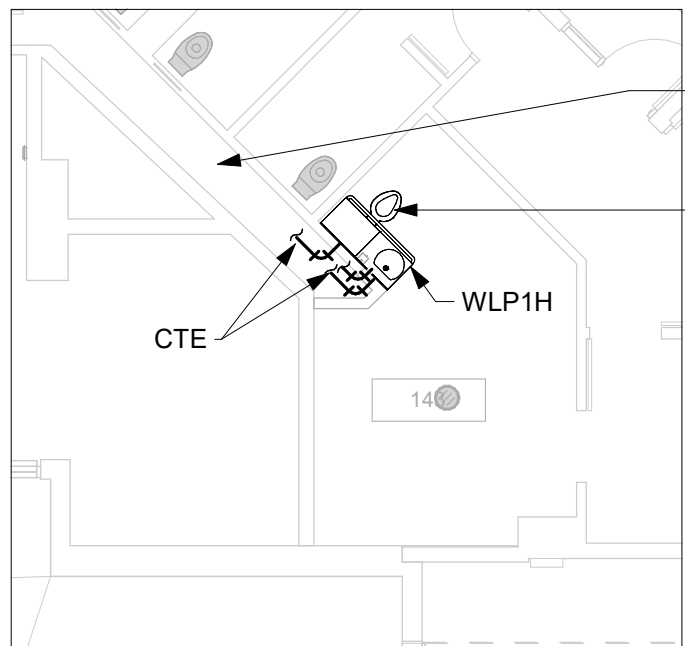
1 PLUMBING PLAN - GROUND FLOOR
M2102 Scale: 1 : 250



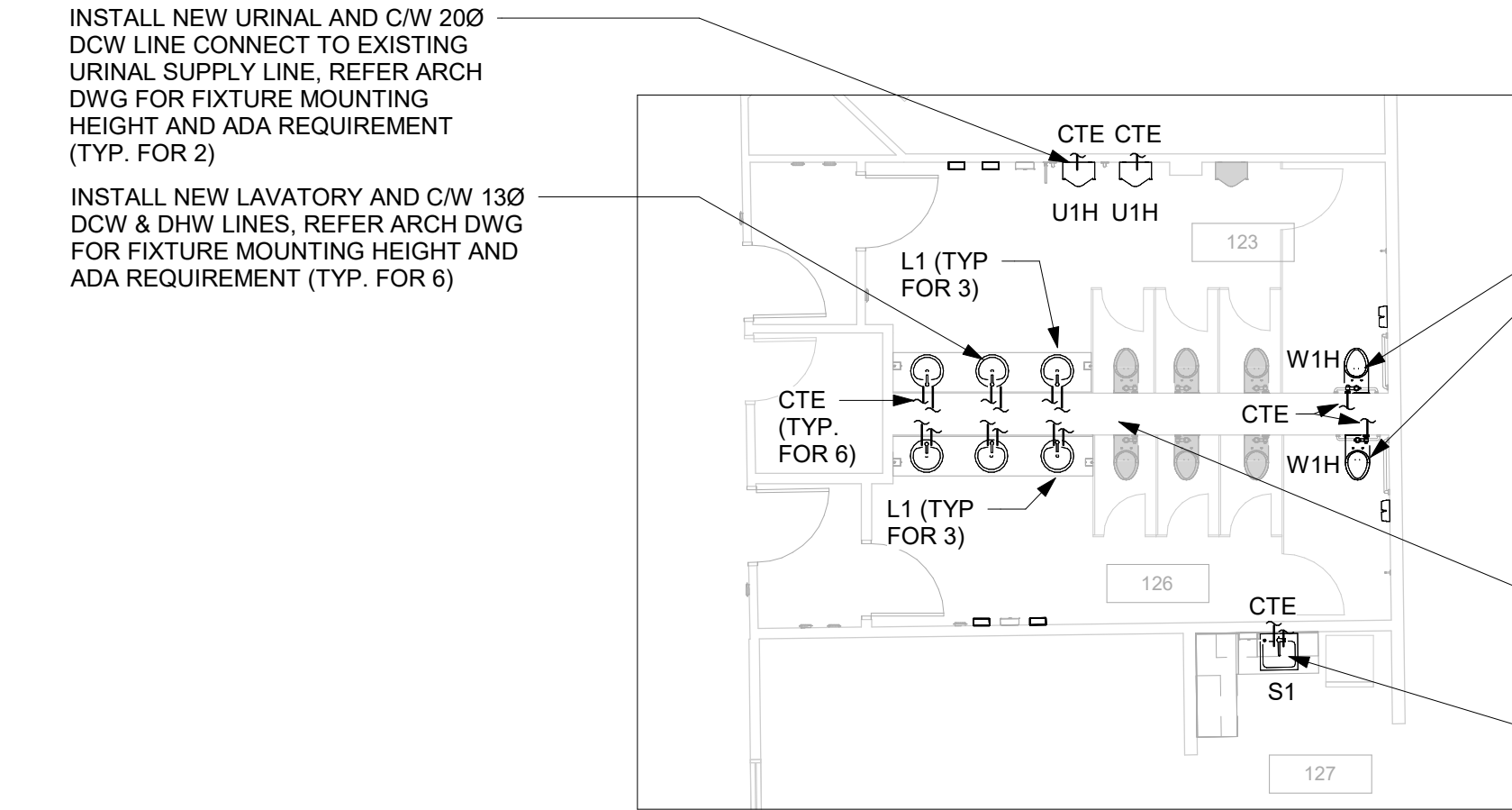
2 PLUMBING PLAN - ROOM 102, 105, 116, 117
M2102 Scale: 1 : 100



4 PLUMBING PLAN - ROOM 111
M2102 Scale: 1 : 100



5 PLUMBING PLAN - ROOM 143
M2102 Scale: 1 : 100



3 PLUMBING PLAN - ROOM 123, 126, 127
M2102 Scale: 1 : 100

PROVIDE NEW SINK REPLACE EXISTING, MODIFY/EXTEND ASSOCIATED DCW & DHW LINES TO SUIT NEW SINK ROUGH-IN REQUIREMENT, CONTRACTOR SHALL VERIFY EXACT EXISTING PIPING LAYOUT ON SITE

EXISTING HOSE BIBB & BBQ GAS CONNECTION AND ASSOCIATED PIPING SHALL REMAIN

PROVIDE NEW SINK REPLACE EXISTING, MODIFY/EXTEND ASSOCIATED DCW & DHW LINES TO SUIT NEW SINK ROUGH-IN REQUIREMENT, CONTRACTOR SHALL VERIFY EXACT EXISTING PIPING LAYOUT ON SITE

PROVIDE NEW DRINKING FOUNTAIN TO REPLACE EXISTING, MODIFY/EXTEND ASSOCIATED DCW LINE TO SUIT NEW DRINKING FOUNTAIN ROUGH-IN REQUIREMENT AND PATCH WALL OPENING TO MAKE GOOD FINISH, CONTRACTOR SHALL VERIFY EXACT EXISTING PIPING LAYOUT ON SITE

INSTALL NEW LAVATORY AND C/W 13Ø DCW & DHW LINES CONNECT TO EXISTING LINES SERVING EXISTING LAVATORY, EXISTING PIPES IN WALL SERVING OTHER AREAS SHALL REMAIN, CONTRACTOR SHALL VERIFY EXACT EXISTING PIPING LAYOUT ON SITE

PROVIDE 3Ø DCW LINE CONNECT TO EXISTING MAIN LINE IN CEILING SERVING TWO EXISTING TOILETS & 13Ø DHW LINE SERVING LAV, CONTRACTOR SHALL VERIFY EXACT EXISTING PIPING LAYOUT ON SITE

INSTALL NEW TOILET AND C/W 25Ø DCW BRANCH SUPPLY LINE

INSTALL NEW LAVATORY, PROVIDE NEW CARRIER AND C/W 13Ø DCW & DHW LINES CONNECT EXISTING MAIN LINES IN CEILING, CONTRACTOR SHALL VERIFY EXACT EXISTING PIPING LAYOUT ON SITE

EXISTING HOSE BIBB TO REMAIN, CONTRACTOR TO VERIFY EXACT PIPING LAYOUT, ADJUST EXISTING RECESSED PIPING WHEN REQUIRED TO SUIT LAVATORY INSTALLATION

INSTALL NEW URINAL AND C/W 20Ø DCW LINE CONNECT TO EXISTING URINAL SUPPLY LINE, REFER ARCH DWG FOR FIXTURE MOUNTING HEIGHT AND ADA REQUIREMENT (TYP. FOR 2)

INSTALL NEW LAVATORY AND C/W 13Ø DCW & DHW LINES, REFER ARCH DWG FOR FIXTURE MOUNTING HEIGHT AND ADA REQUIREMENT (TYP. FOR 6)

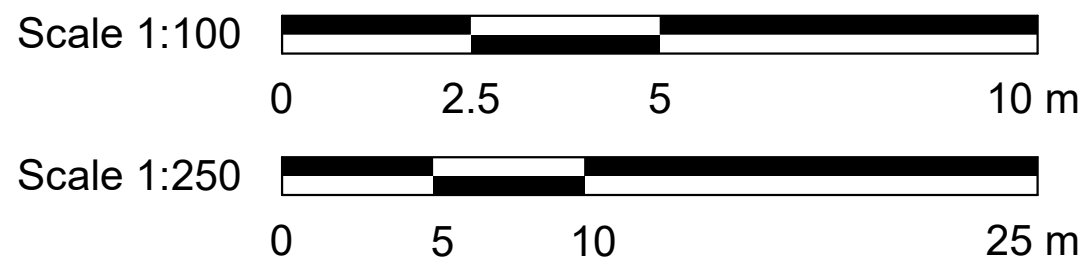
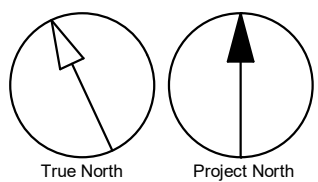
INSTALL NEW WALL MOUNTED TOILET C/W 25Ø DCW LINE CONNECT TO EXISTING MAIN LINE IN PIPE CHASE

EXISTING PIPE CHASE, CONTRACTOR SHALL VERIFY EXACT PIPING LAYOUT ON SITE

PROVIDE NEW SINK REPLACE EXISTING, MODIFY/EXTEND ASSOCIATED DCW & DHW LINES TO SUIT NEW SINK ROUGH-IN REQUIREMENT, CONTRACTOR SHALL VERIFY EXACT EXISTING PIPING LAYOUT ON SITE

GENERAL NOTES:

- REFER TO SPECIFICATIONS FOR PLUMBING FIXTURE UNIT TYPES.
- ALL NEW FIXTURES TO BE FITTED WITH ISOLATION VALVES.



ISSUES		
No.	DESCRIPTION	DATE
A	50% SUBMISSION	2022-05-13
B	90% SUBMISSION	2022-08-15
C	ISSUED FOR PERMIT	2022-08-15
D	ISSUED FOR TENDER	2025-04-18
E	ADDENDUM	2025-06-25

CONSULTANTS

SEAL

PRIME CONSULTANT



100 - 175 Galaxy Blvd,
Toronto, ON M9W 0C9, Canada
tel 416 679 1930
www.arcadis.com

PROJECT TITLE

CITY OF TORONTO
ACCESSIBILITY UPGRADES

PROJECT ADDRESS

4331 LAWRENCE AVE E

PROJECT NO:

122260

DRAWN BY:

K. DURUKAN

CHECKED BY:

B. LIAO

PROJECT MGR:

L. SOSA

APPROVED BY:

S. LIU

SHEET TITLE

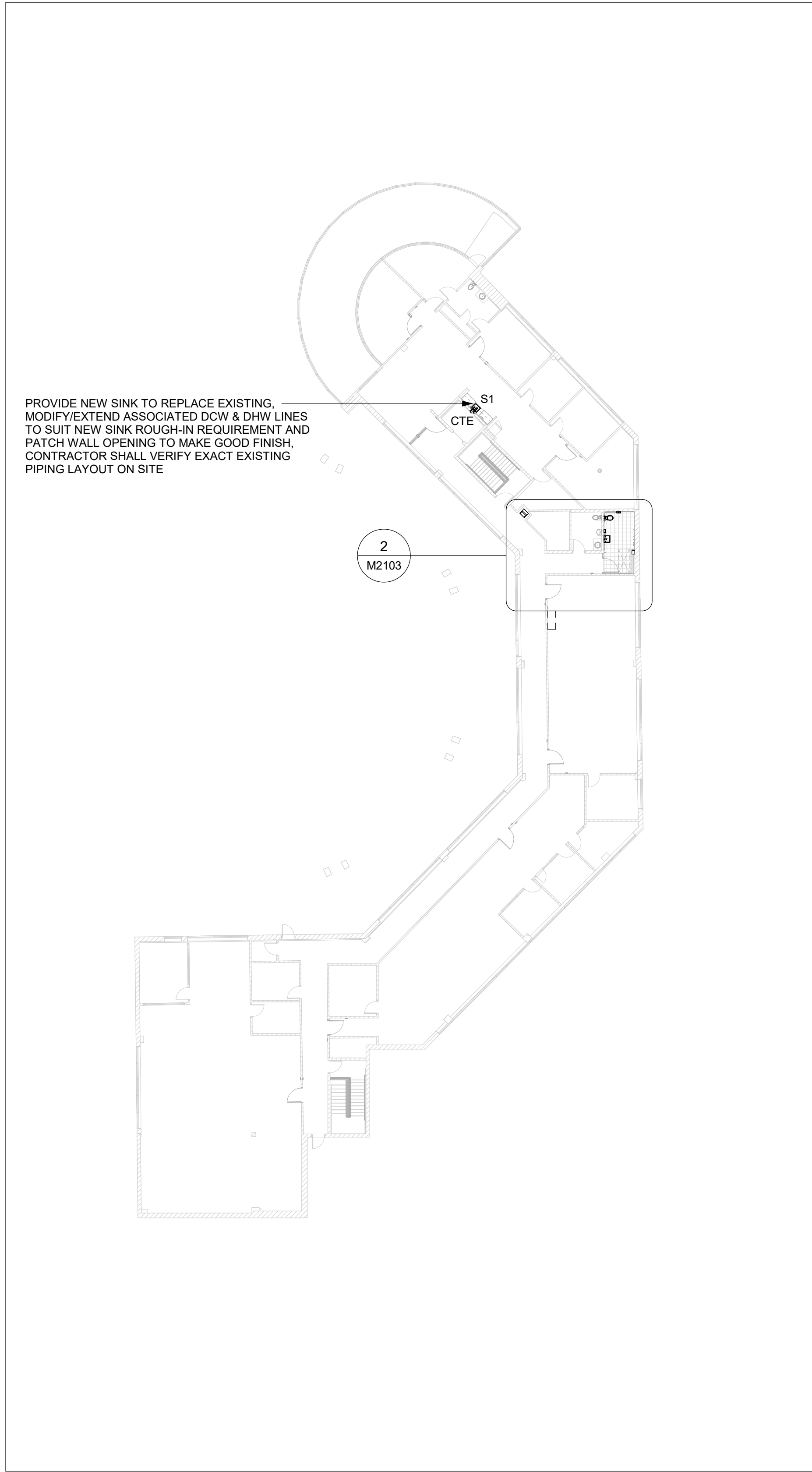
PLUMBING - GROUND
FLOOR

SHEET NUMBER

G01-231-M2102

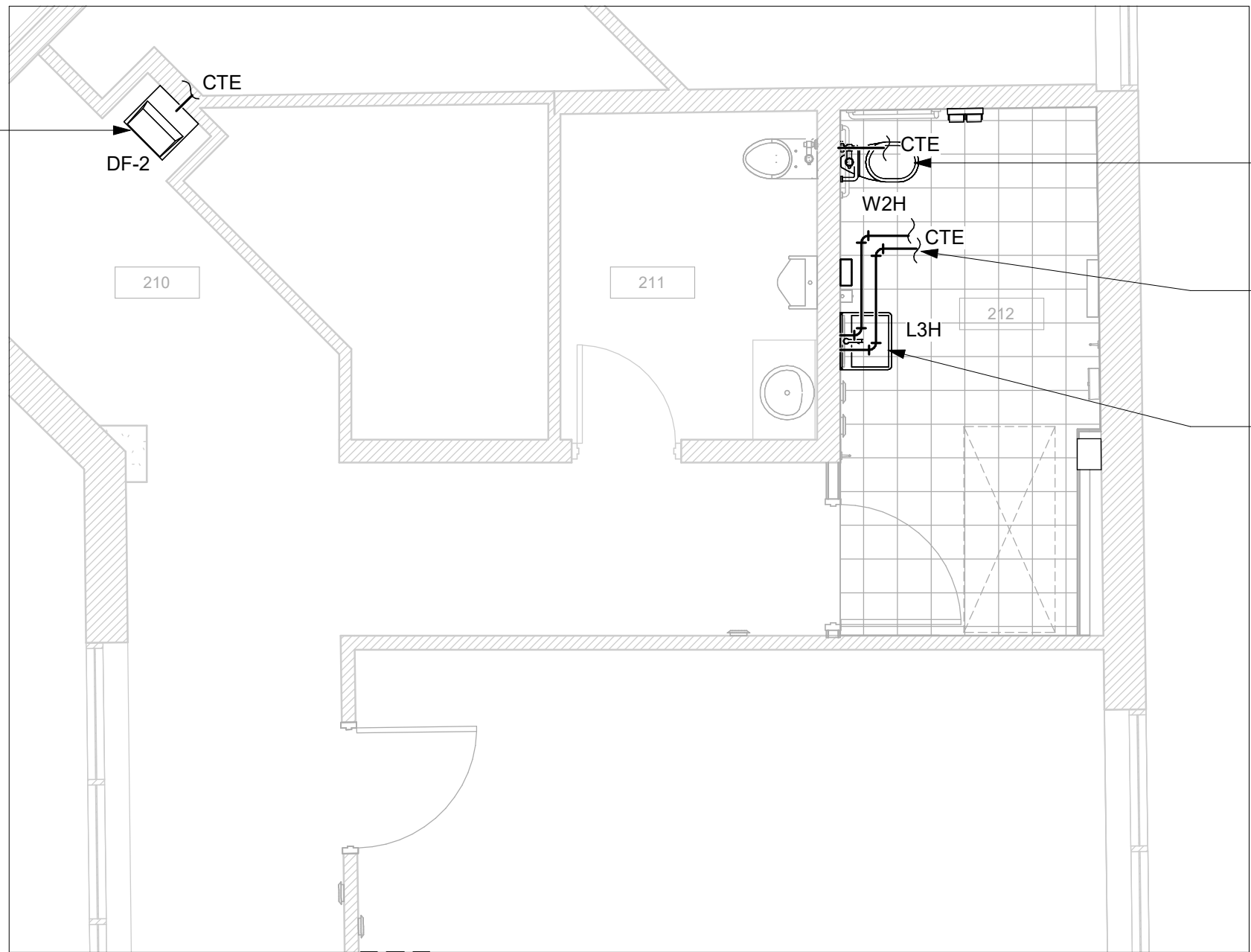
ISSUE

E

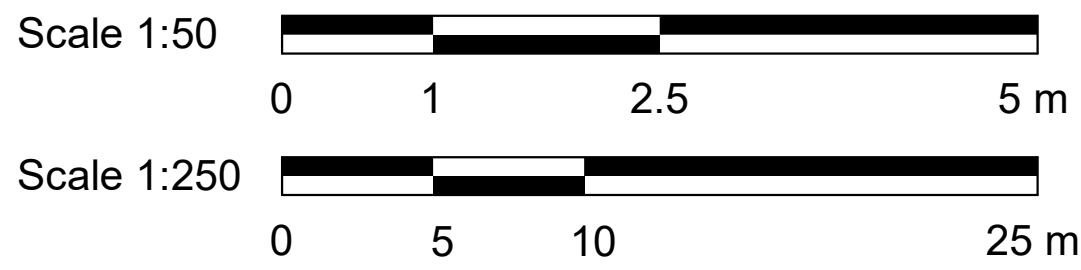


1 PLUMBING PLAN - SECOND FLOOR
M2103 Scale: 1 : 250

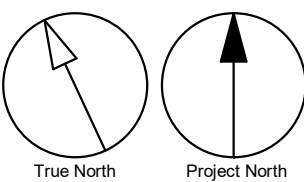
PROVIDE NEW DRINKING FOUNTAIN TO REPLACE EXISTING, MODIFY/EXTEND ASSOCIATED DCW LINE TO SUIT NEW DRINKING FOUNTAIN ROUGH-IN REQUIREMENT AND PATCH WALL OPENING TO MAKE GOOD FINISH, CONTRACTOR SHALL VERIFY EXACT EXISTING PIPING LAYOUT ON SITE



2 PLUMBING PLAN - ROOM 210, 212
M2103 Scale: 1 : 50



- GENERAL NOTES:
- REFER TO SPECIFICATIONS FOR PLUMBING FIXTURE UNIT TYPES.
 - ALL NEW FIXTURES TO BE FITTED WITH ISOLATION VALVES.



CLIENT

CITY OF TORONTO


Corporate Real Estate Management
Project Management Office
Metro Hall Toronto, ON
M5V 3C6

COPYRIGHT
This drawing has been prepared solely for the intended use, thus any reproduction or distribution for any purpose other than authorized by Arcadis is forbidden. Written dimensions shall have precedence over scaled dimensions. Contractors shall verify and be responsible for all dimensions and conditions on the job, and Arcadis shall be informed of any variations from the dimensions and conditions shown on the drawing. Shop drawings shall be submitted by Arcadis for general conformance before proceeding with fabrication.

Arcadis Professional Services (Canada) Inc.

ISSUES		
No.	DESCRIPTION	DATE
A	50% SUBMISSION	2022-05-13
B	90% SUBMISSION	2022-08-15
C	ISSUED FOR PERMIT	2022-08-15
D	ISSUED FOR TENDER	2025-04-18
E	ADDENDUM	2025-06-25

CONSULTANTS

SEAL

PRIME CONSULTANT



100 - 175 Galaxy Blvd,
Toronto, ON M9W 0C9, Canada
tel 416 679 1930
www.arcadis.com

PROJECT TITLE
**CITY OF TORONTO
ACCESSIBILITY UPGRADES**

PROJECT ADDRESS
4331 LAWRENCE AVE E

PROJECT NO:
122260

DRAWN BY:
K. DURUKAN

CHECKED BY:
B. LIAO

PROJECT MGR:
L. SOSA

APPROVED BY:
S. LIU

SHEET TITLE
**PLUMBING - SECOND
FLOOR**

SHEET NUMBER
G01-231-M2103

ISSUE
E

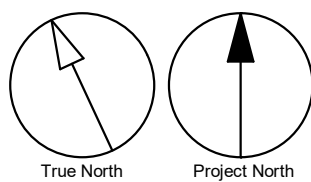
6/25/2025 9:38:38 AM



PROVIDE NEW DRINKING FOUNTAIN TO REPLACE EXISTING. MODIFY/EXTEND ASSOCIATED SAN LINE TO SUIT NEW DRINKING FOUNTAIN ROUGH-IN REQUIREMENT AND PATCH WALL OPENING TO MAKE GOOD FINISH. CONTRACTOR SHALL VERIFY EXACT EXISTING PIPING LAYOUT ON SITE

CTE DF-2

- GENERAL NOTES:
- REFER TO SPECIFICATIONS FOR PLUMBING FIXTURE UNIT TYPES.
 - PROVIDE SANITARY VENT FOR EACH NEW PLUMBING FIXTURE AND CONNECT TO EXISTING SANITARY VENT MAIN.
 - PROVIDE P-TRAP FOR EACH PLUMBING FIXTURE AS PER OBC.
 - ALL NEW FLOOR DRAINS SHALL BE C/W P-TRAP AND PRIMER.
 - PROVIDE FIRE STOP FOR ALL PIPE PENETRATIONS THROUGH FIRE SEPARATIONS.
 - ALL UNDERGROUND SANITARY PIPING SHALL BE MINIMUM 75mmØ UNLESS OTHERWISE NOTED.



CLIENT

CITY OF TORONTO

Corporate Real Estate Management
Project Management Office
Metro Hall Toronto, ON
M5V 3C6

COPYRIGHT
This drawing has been prepared solely for the intended use, thus any reproduction or distribution for any purpose other than authorized by Arcadis is forbidden. Written dimensions shall have precedence over scaled dimensions. Contractors shall verify and be responsible for all dimensions and conditions on the job, and Arcadis shall be informed of any variations from the dimensions and conditions shown on the drawing. Shop drawings shall be submitted by Arcadis for general conformance before proceeding with fabrication.

Arcadis Professional Services (Canada) Inc.

ISSUES		
No.	DESCRIPTION	DATE
A	50% SUBMISSION	2022-05-13
B	90% SUBMISSION	2022-08-15
C	ISSUED FOR PERMIT	2022-08-15
D	ISSUED FOR TENDER	2025-04-18
E	ADDENDUM	2025-06-25

CONSULTANTS

SEAL

PRIME CONSULTANT



100 - 175 Galaxy Blvd,
Toronto, ON M9W 0C9, Canada
tel 416 679 1930
www.arcadis.com

PROJECT TITLE
**CITY OF TORONTO
ACCESSIBILITY UPGRADES**

PROJECT ADDRESS
4331 LAWRENCE AVE E

PROJECT NO:
122260

DRAWN BY:

K. DURUKAN

CHECKED BY:

B. LIAO

PROJECT MGR:

L. SOSA

APPROVED BY:

S. LIU

SHEET TITLE
**DRAINAGE - BASEMENT
FLOOR**

SHEET NUMBER

G01-231-M3101

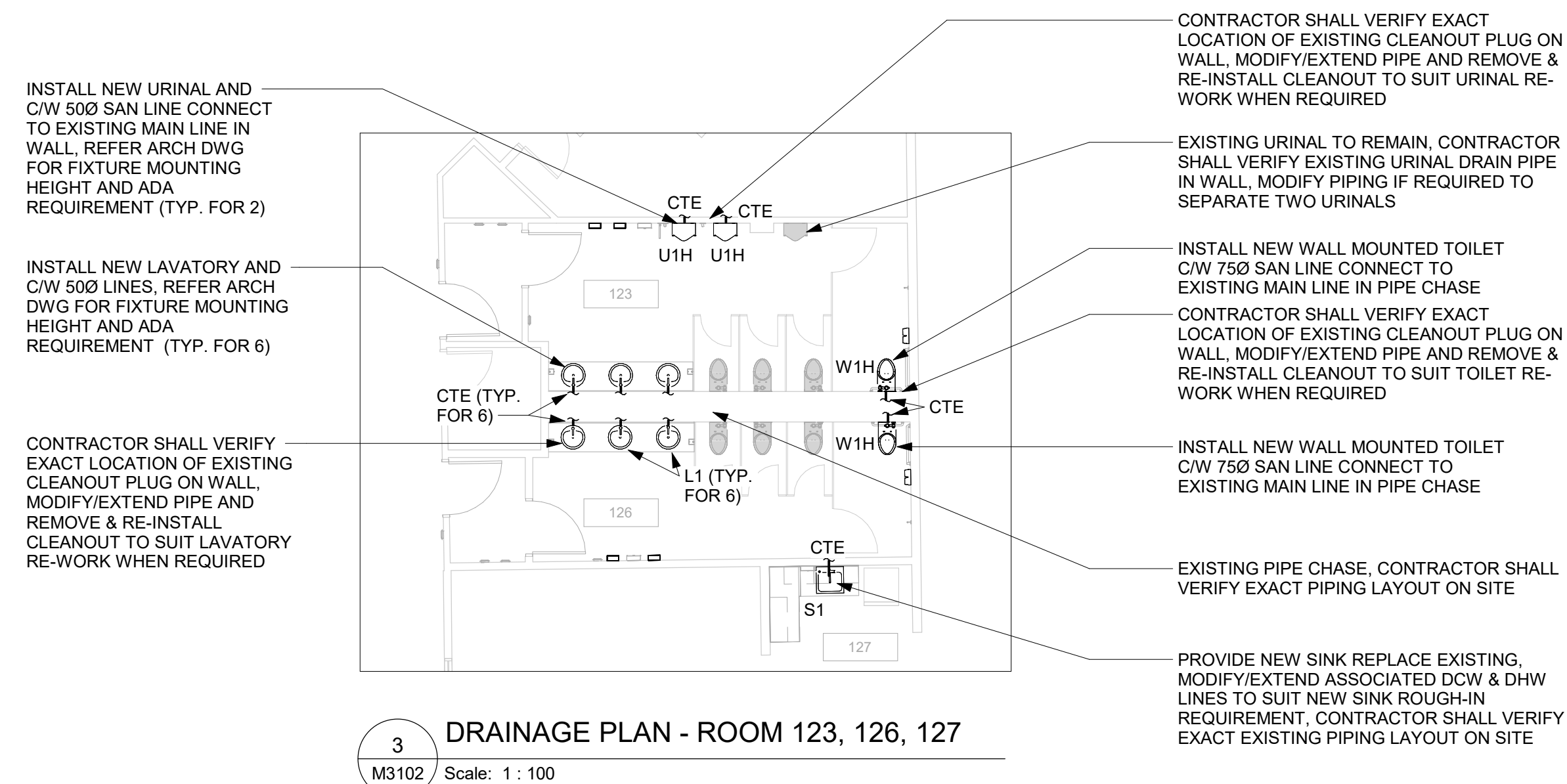
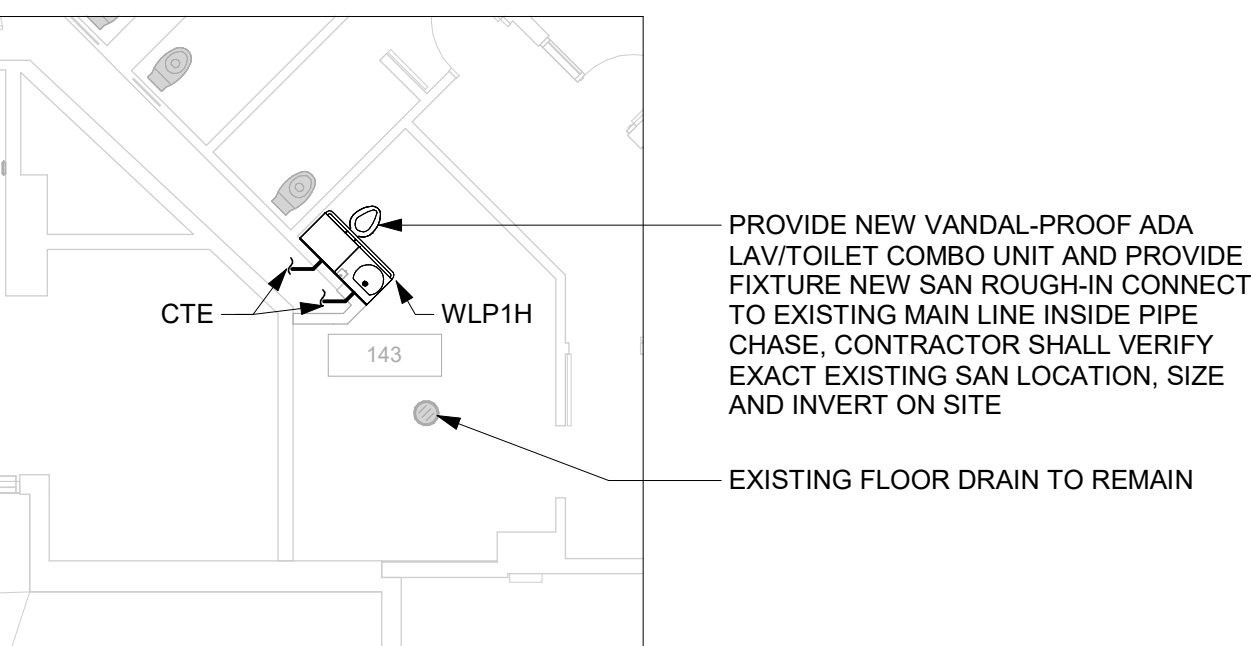
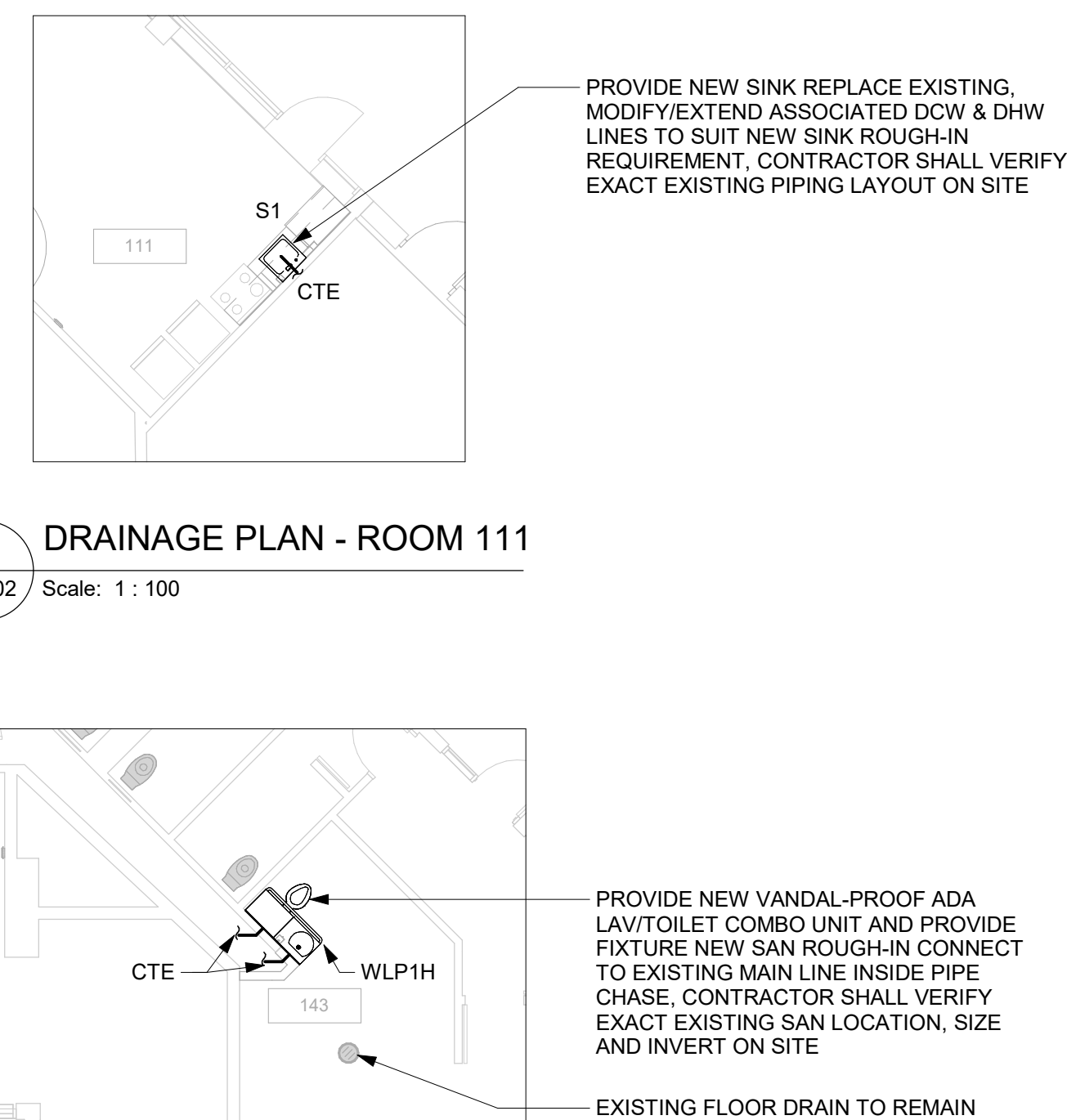
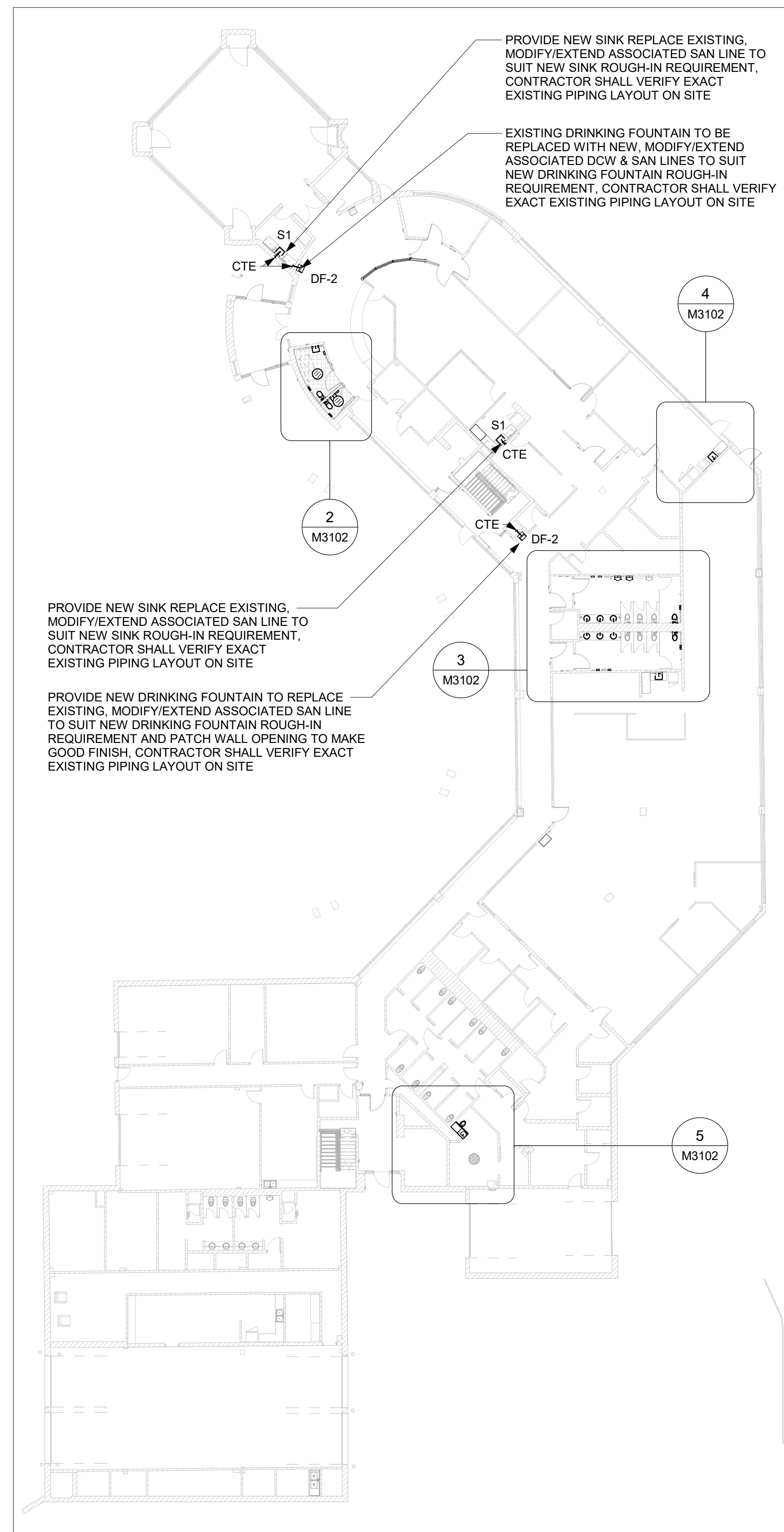
ISSUE

E

Autodesk Docs//122260 - Cot TAU Upgrades R0204/122260-C-TAU-1-4331-LWRNC-M-R20.rvt

10mm

SCALE CHECK
1 m



GENERAL NOTES:

- GENERAL NOTES:
1. REFER TO SPECIFICATIONS FOR PLUMBING FIXTURE UNIT TYPES.
 2. PROVIDE SANITARY VENT FOR EACH NEW PLUMBING FIXTURE AND CONNECT TO EXISTING SANITARY VENT MAIN.
 3. PROVIDE P-TRAP FOR EACH PLUMBING FIXTURE AS PER OBC.
 4. ALL NEW FLOOR DRAINS SHALL BE C/W P-TRAP AND PRIMER.
 5. PROVIDE FIRE STOP FOR ALL PIPE PENETRATIONS THROUGH FIRE SEPARATIONS.
 6. ALL UNDERGROUND SANITARY PIPING SHALL BE MINIMUM 75mm \varnothing UNLESS OTHERWISE NOTED.

Scale 1:100

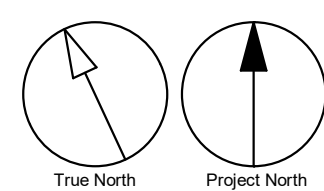


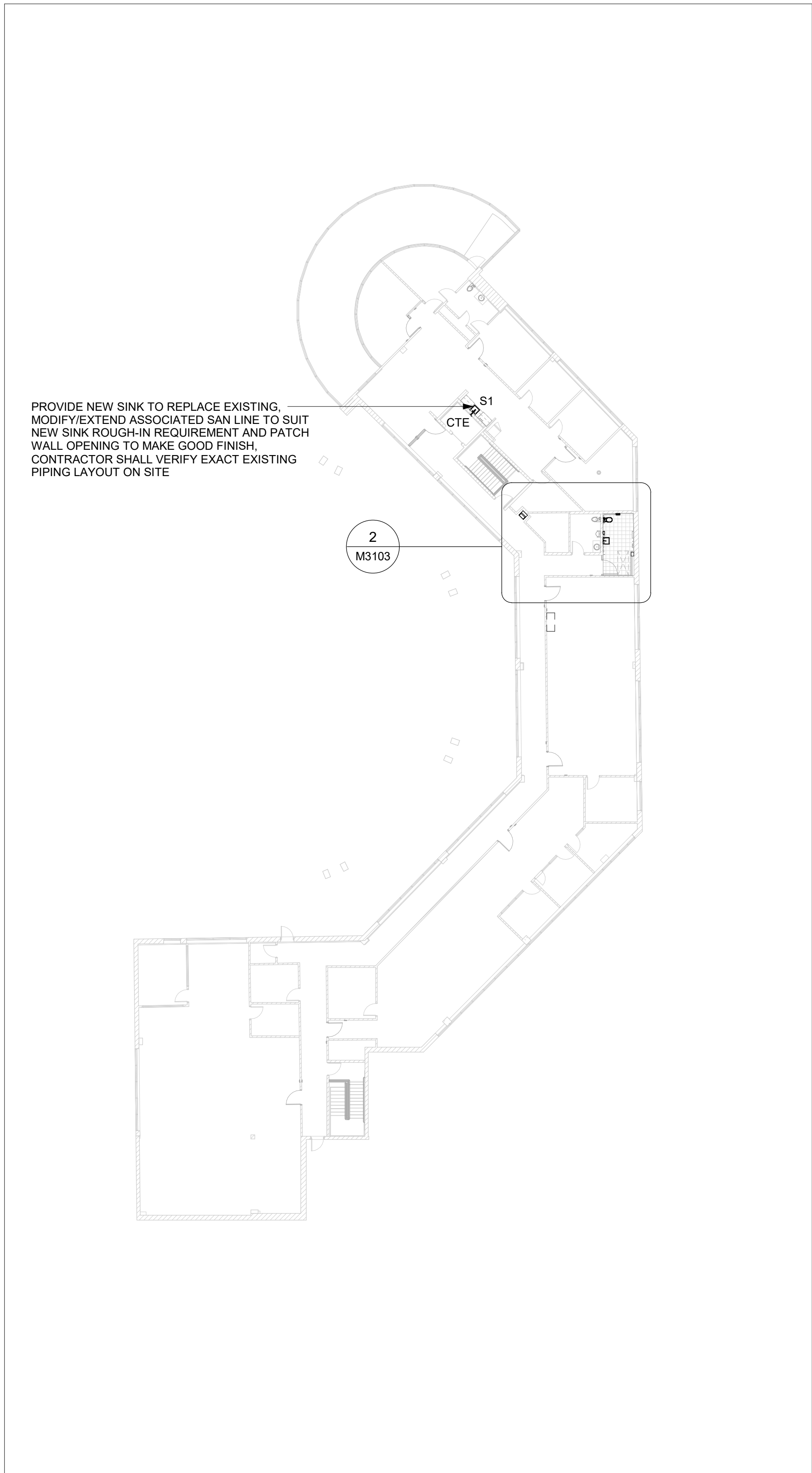
0 2.5 5 10 m

Scale 1:250

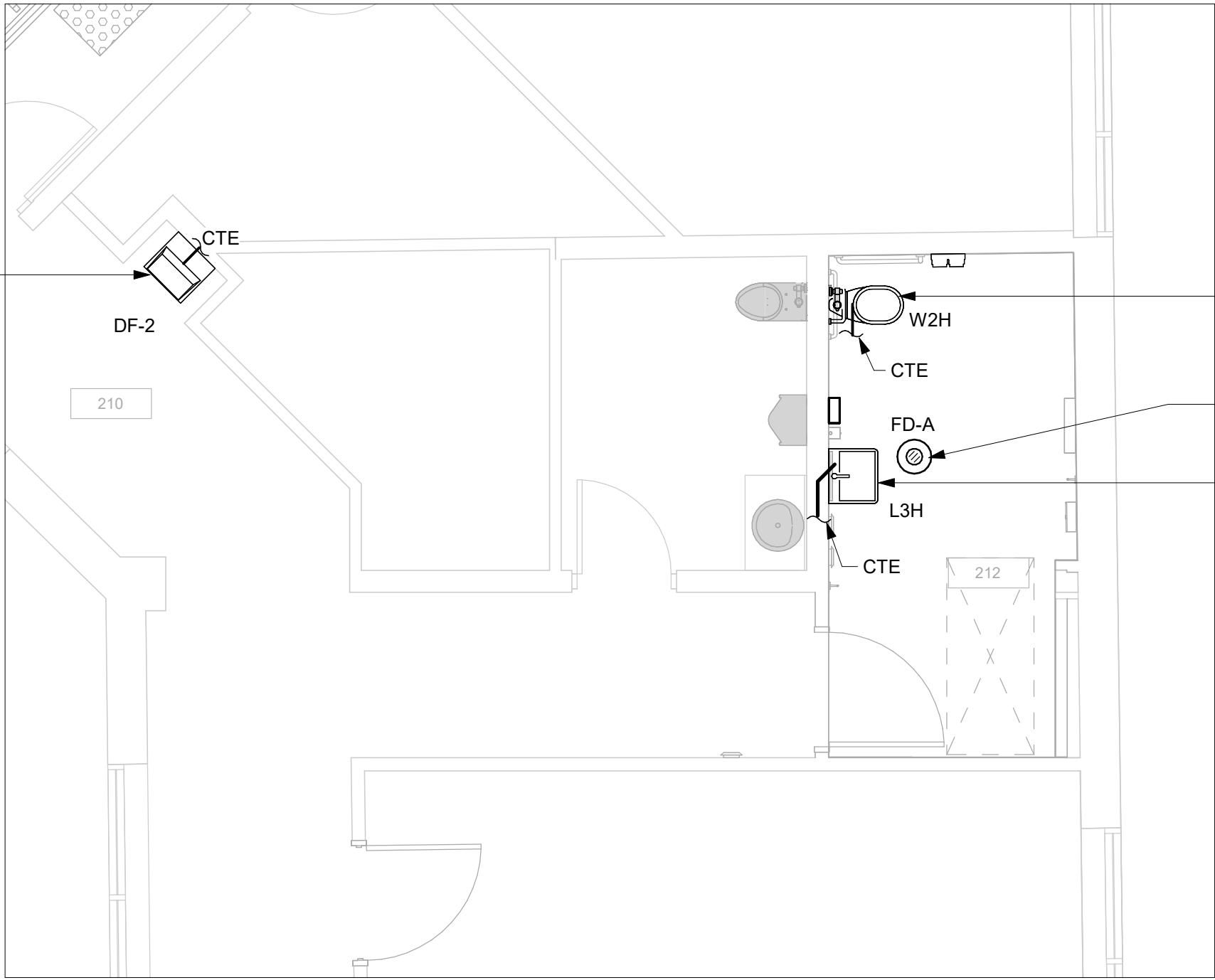


0 5 10 25 m



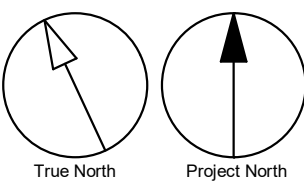


1 DRAINAGE PLAN - SECOND FLOOR
M3103 Scale: 1 : 250



2 DRAINAGE PLAN - ROOM 210, 212
M3103 Scale: 1 : 50

- GENERAL NOTES:
- REFER TO SPECIFICATIONS FOR PLUMBING FIXTURE UNIT TYPES.
 - PROVIDE SANITARY VENT FOR EACH NEW PLUMBING FIXTURE AND CONNECT TO EXISTING SANITARY VENT MAIN.
 - PROVIDE P-TRAP FOR EACH PLUMBING FIXTURE AS PER OBC.
 - ALL NEW FLOOR DRAINS SHALL BE C/W P-TRAP AND PRIMER.
 - PROVIDE FIRE STOP FOR ALL PIPE PENETRATIONS THROUGH FIRE SEPARATIONS.
 - ALL UNDERGROUND SANITARY PIPING SHALL BE MINIMUM 75mmØ UNLESS OTHERWISE NOTED.



CLIENT
CITY OF TORONTO
Corporate Real Estate Management
Project Management Office
Metro Hall Toronto, ON
M5V 3C6

COPYRIGHT
This drawing has been prepared solely for the intended use, thus any reproduction or distribution for any purpose other than authorized by Arcadis is prohibited. Written dimensions shall have precedence over scaled dimensions. Contractors shall verify and be responsible for all dimensions and conditions on the job, and Arcadis shall be informed of any variations from the dimensions and conditions shown on the drawing. Shop drawings shall be submitted by Arcadis for general conformance before proceeding with fabrication.

Arcadis Professional Services (Canada) Inc.

ISSUES		
No.	DESCRIPTION	DATE
A	50% SUBMISSION	2022-05-13
B	90% SUBMISSION	2022-08-15
C	ISSUED FOR PERMIT	2022-08-15
D	ISSUED FOR TENDER	2025-04-18
E	ADDENDUM	2025-06-25

CONSULTANTS

SEAL

PRIME CONSULTANT



100 - 175 Galaxy Blvd,
Toronto, ON M9W 0C9, Canada
tel 416 679 1930
www.arcadis.com

PROJECT TITLE
**CITY OF TORONTO
ACCESSIBILITY UPGRADES**

PROJECT ADDRESS
4331 LAWRENCE AVE E

PROJECT NO:
122260

DRAWN BY:
K. DURUKAN

CHECKED BY:
B. LIAO

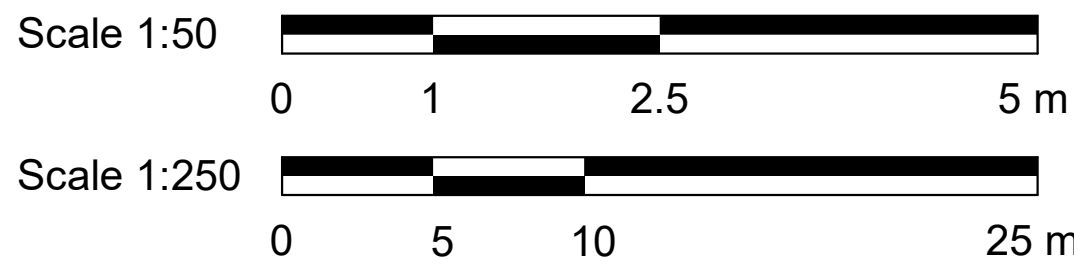
PROJECT MGR:
L. SOSA

APPROVED BY:
S. LIU

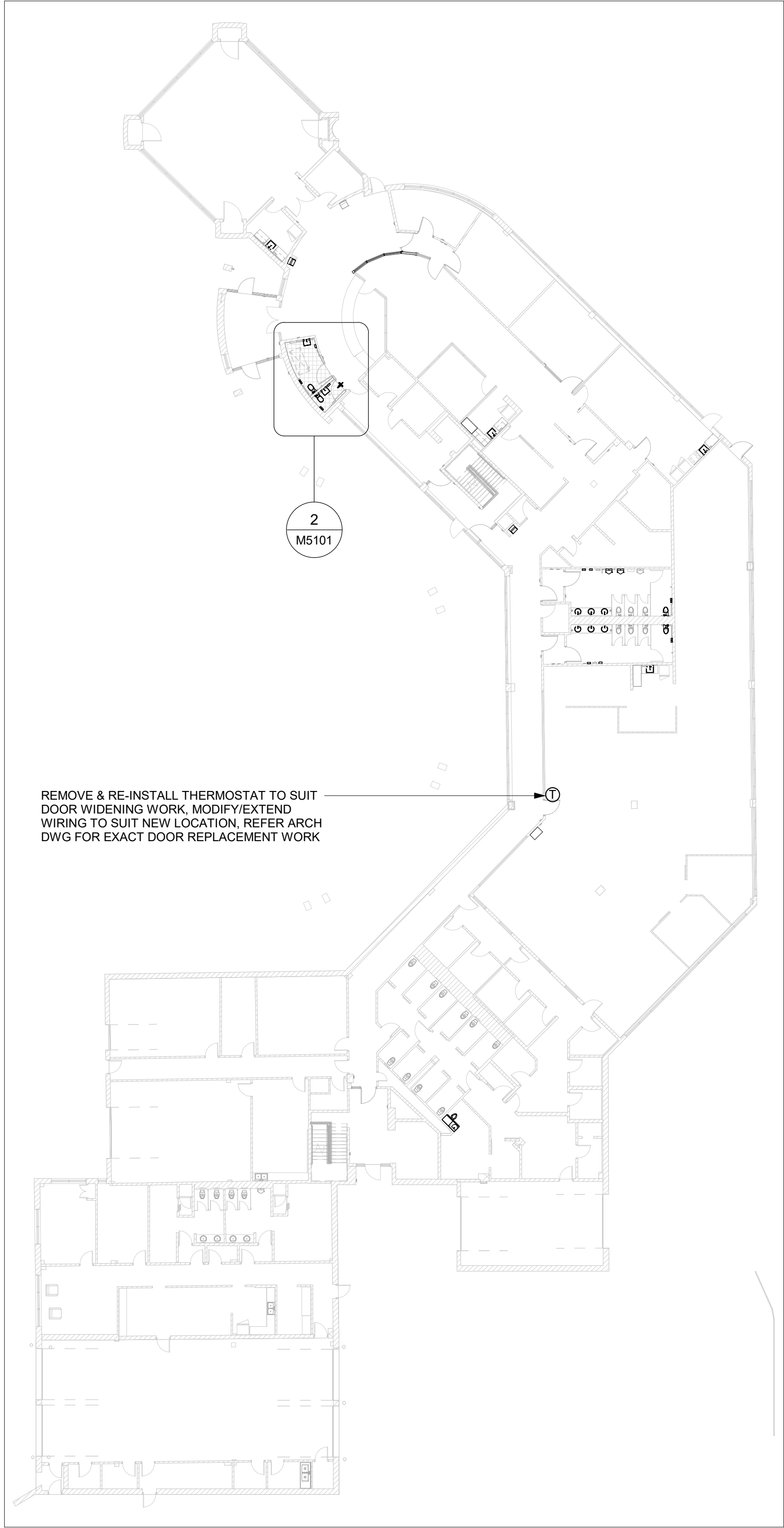
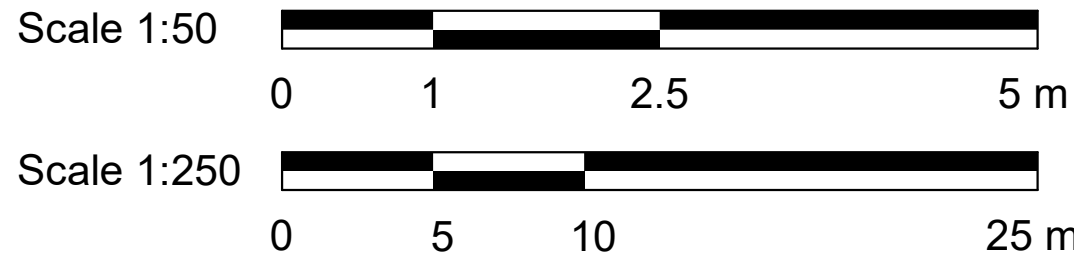
SHEET TITLE
**DRAINAGE - SECOND
FLOOR**

SHEET NUMBER
G01-231-M3103

ISSUE
E



6/25/2025 9:38:45 AM

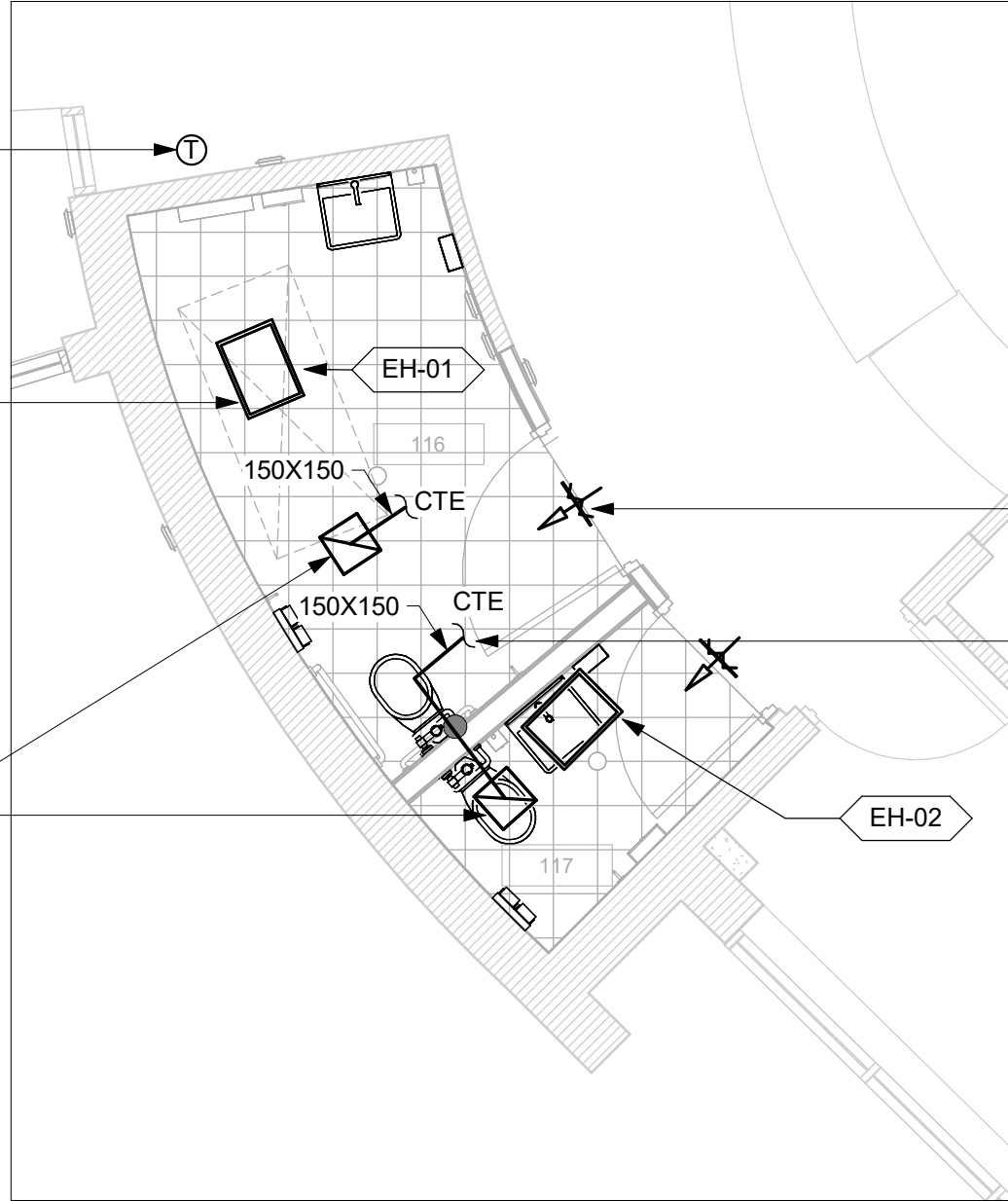


1 HVAC PLAN - GROUND FLOOR
M5101 Scale: 1 : 250

EXISTING THERMOSTAT TO REMAIN

PROVIDE CEILING RECESSED
FORCED FLOW HEATER C/W BUILT-IN
THERMOSTAT (TYP. FOR 2)

RELOCATE EXISTING GRILLE AND RE-
CONNECT TO EXISTING EXHAUST
BRANCH, RE-BALANCE AIR FLOW TO
MATCH EXISTING 24L/S, PROVIDE NEW
AIR BALANCE DAMPER WHEN REQUIRED,
CONTRACTOR SHALL VERIFY EXACT
DUCTWORK LAYOUT ON SITE

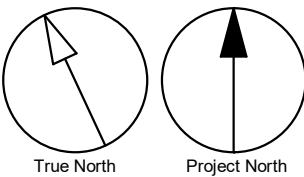


2 HVAC PLAN - ROOM 116, 117
M5101 Scale: 1 : 50

PROVIDE 300X250 DOOR GRILLE
(TYP. FOR 2)

RE-CONNECT TO EXISTING BRANCH
DUCT OF CENTRAL EXHAUST SYSTEM

- GENERAL NOTES:
- ADD AND ADJUST DUCTS TO FIT NEW DIFFUSERS/GRILLES.
 - THERMOSTATS TO BE MOUNTED AT 1200mm A.F.F.



CLIENT

CITY OF TORONTO


Corporate Real Estate Management
Project Management Office
Metro Hall Toronto, ON
M5V 3C6

COPYRIGHT
This drawing has been prepared solely for the intended use. Thus any reproduction or distribution for any purpose other than authorized by Arcadis is prohibited. Written dimensions shall have precedence over scaled dimensions. Contractors shall verify and be responsible for all dimensions and conditions on the job, and Arcadis shall be informed of any variations from the dimensions and conditions shown on the drawing. Shop drawings shall be submitted by Arcadis for general conformance before proceeding with fabrication.

Arcadis Professional Services (Canada) Inc.

ISSUES		
No.	DESCRIPTION	DATE
A	50% SUBMISSION	2022-05-13
B	90% SUBMISSION	2022-08-15
C	ISSUED FOR PERMIT	2022-08-15
D	ISSUED FOR TENDER	2025-04-18
E	ADDENDUM	2025-06-25

CONSULTANTS

SEAL

PRIME CONSULTANT



100 - 175 Galaxy Blvd,
Toronto, ON M9W 0C9, Canada
tel 416 679 1930
www.arcadis.com

PROJECT TITLE
**CITY OF TORONTO
ACCESSIBILITY UPGRADES**

PROJECT ADDRESS
4331 LAWRENCE AVE E

PROJECT NO:
122260

DRAWN BY:
K. DURUKAN

CHECKED BY:
B. LIAO

PROJECT MGR:
L. SOSA

APPROVED BY:
S. LIU

SHEET TITLE
HVAC - GROUND FLOOR

SHEET NUMBER

G01-231-M5101

ISSUE

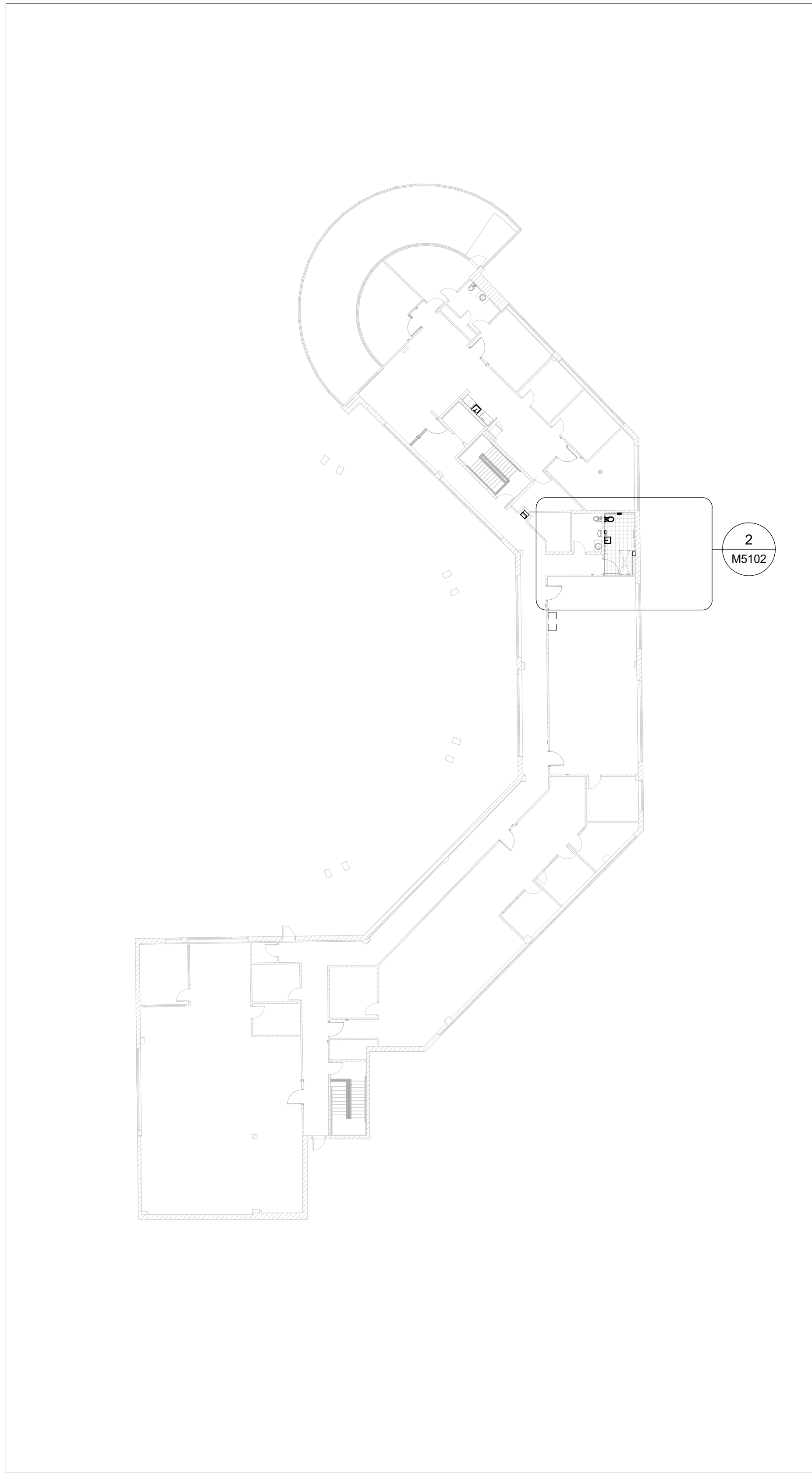
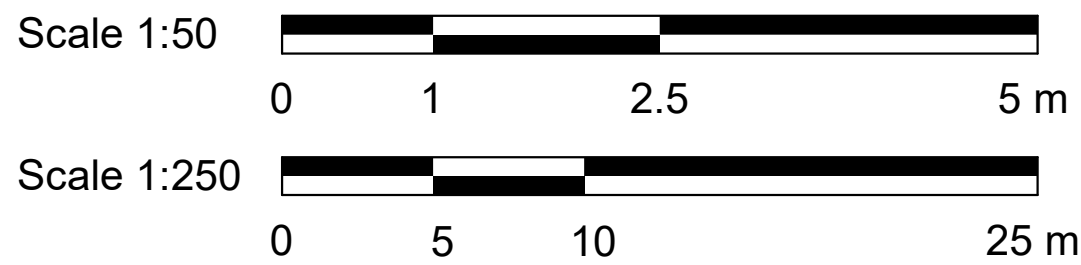
E

Autodesk Docs // 122260 - Cot TAU Upgrades R20254122260-C-TAU-1-231-4331-LWRNC-M-R20.rvt

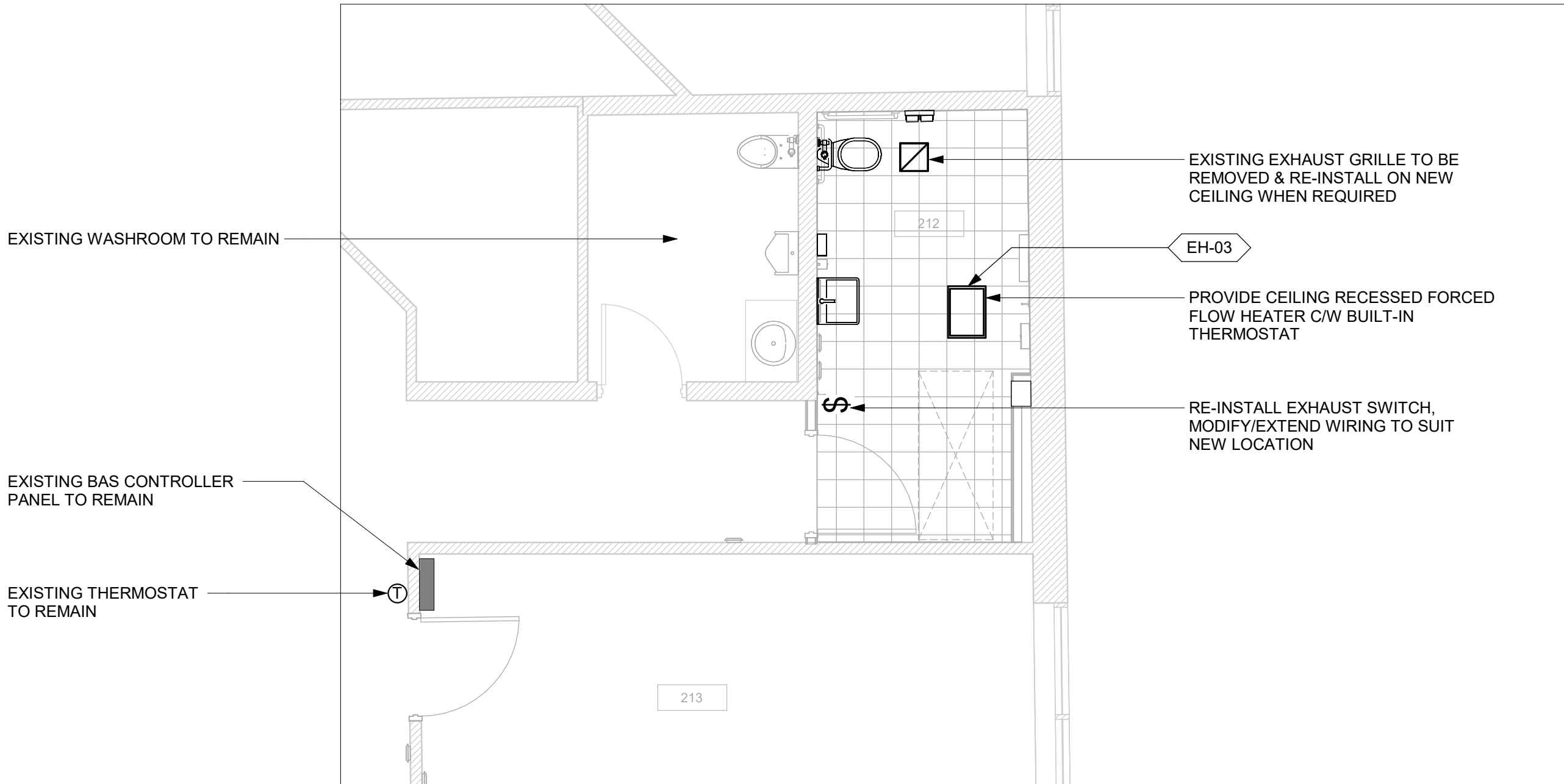
10mm

SCALE CHECK
1 m

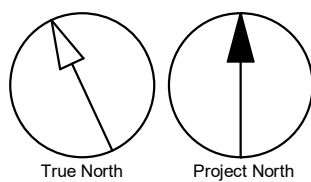
6/25/2025 9:38:46 AM



1 HVAC PLAN - SECOND FLOOR
M5102 Scale: 1 : 250



2 HVAC PLAN - ROOM 212
M5102 Scale: 1 : 50



CLIENT
CITY OF TORONTO

Corporate Real Estate Management
Project Management Office
Metro Hall Toronto, ON
M5V 3C6

COPYRIGHT
This drawing has been prepared solely for the intended use, thus any reproduction or distribution for any purpose other than authorized by Arcadis is forbidden. Written dimensions shall have precedence over scaled dimensions. Contractors shall verify and be responsible for all dimensions and conditions on the job, and Arcadis shall be informed of any variations from the dimensions and conditions shown on the drawing. Shop drawings shall be submitted by Arcadis for general conformance before proceeding with fabrication.

Arcadis Professional Services (Canada) Inc.

ISSUES		
No.	DESCRIPTION	DATE
A	50% SUBMISSION	2022-05-13
B	90% SUBMISSION	2022-08-15
C	ISSUED FOR PERMIT	2022-08-15
D	ISSUED FOR TENDER	2025-04-18
E	ADDENDUM	2025-06-25

CONSULTANTS

SEAL

PRIME CONSULTANT



100 - 175 Galaxy Blvd,
Toronto, ON M9W 0C9, Canada
tel 416 679 1930
www.arcadis.com

PROJECT TITLE
**CITY OF TORONTO
ACCESSIBILITY UPGRADES**

PROJECT ADDRESS
4331 LAWRENCE AVE E

PROJECT NO:
122260

DRAWN BY:
K. DURUKAN

CHECKED BY:
B. LIAO

PROJECT MGR:
L. SOSA

APPROVED BY:
S. LIU

SHEET TITLE
HVAC - SECOND FLOOR

SHEET NUMBER
G01-231-M5102

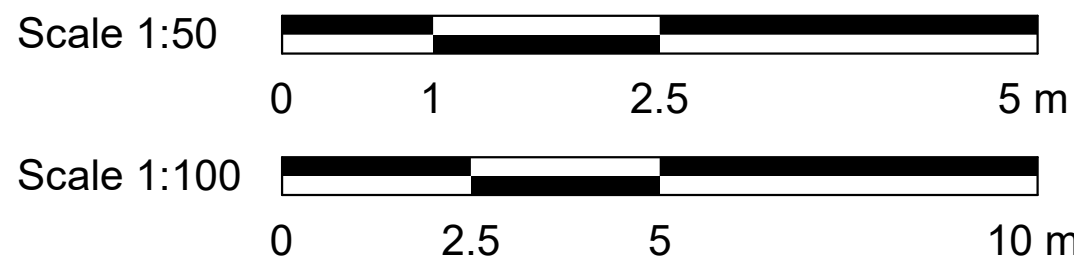
ISSUE
E

Autodesk Docs//122260 - Cot TAU Upgrades R0024/122260-C-TAU-1-231-4331-LWRNC-M-R20.rvt

10mm

SCALE CHECK
1 m

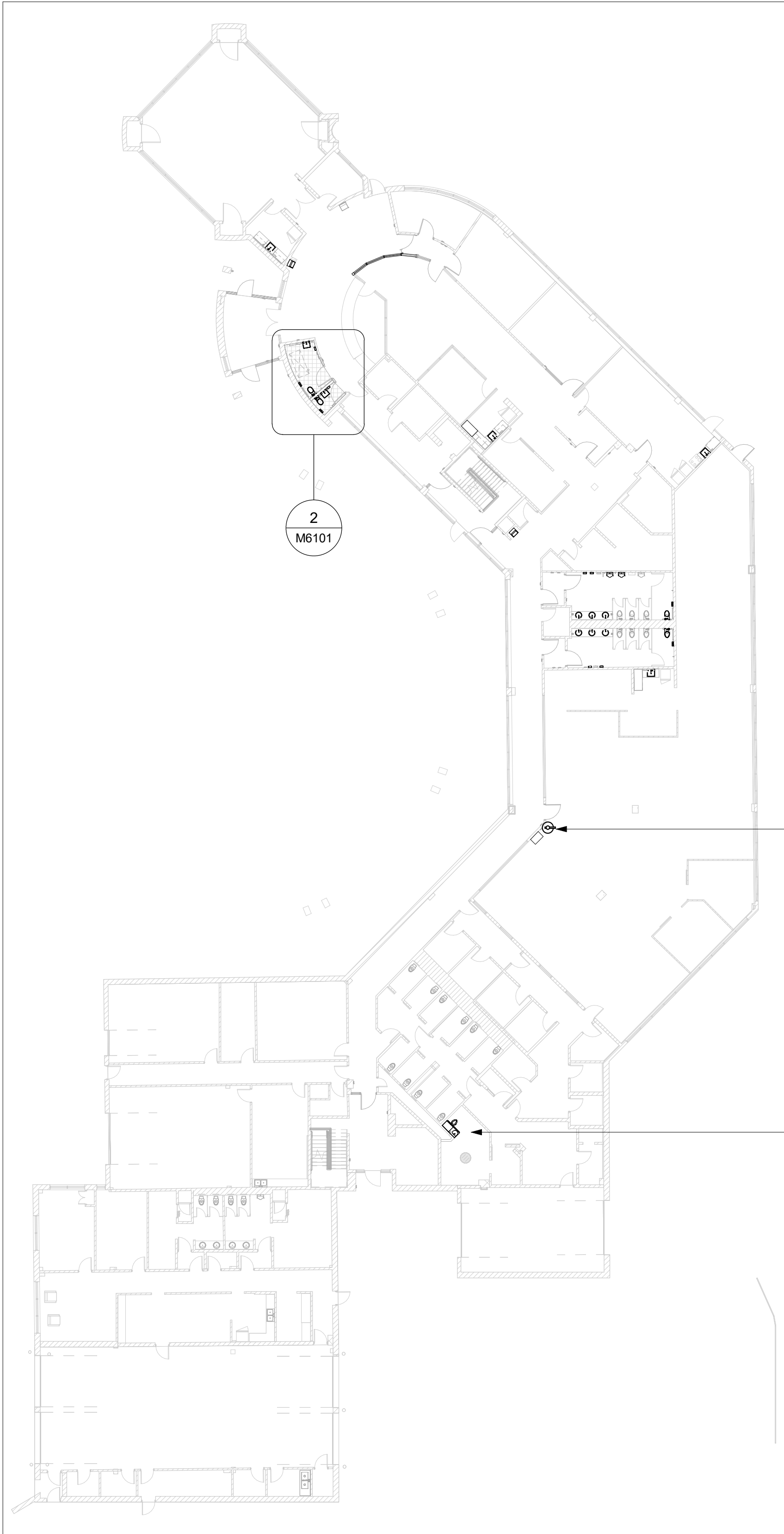
6/25/2025 9:38:48 AM



1
M6101

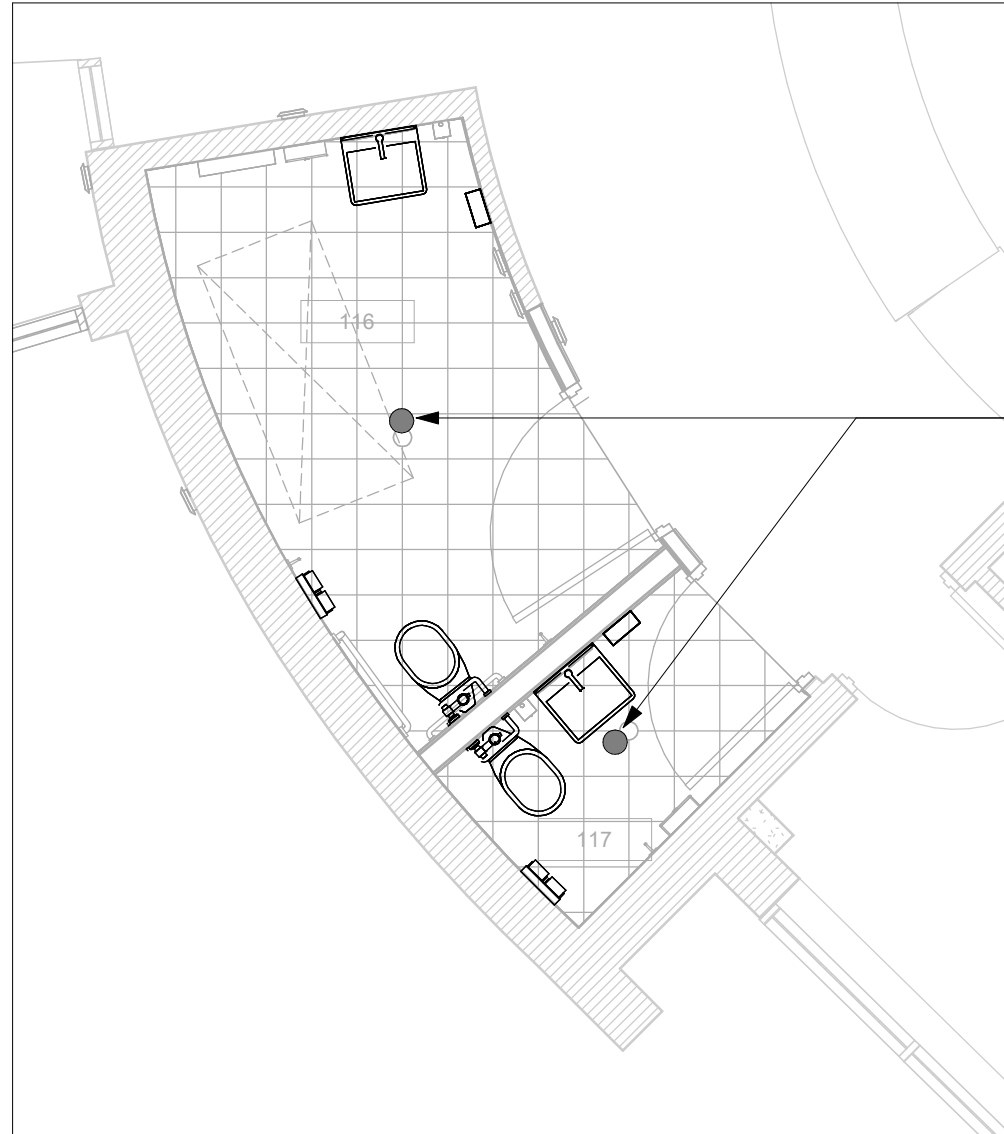
FIRE PROTECTION PLAN - GROUND FLOOR

Scale: 1 : 250



RE-INSTALL WALL MOUNTED FIRE
EXTINGUISHER TO SUIT DOOR WIDENING
WORK, REFER ARCH DWG FOR EXACT DOOR
REPLACEMENT WORK

EXISTING SPRINKLER HEADS TO REMAIN



2
M6101

FIRE PROTECTION PLAN - ROOM 116, 117

Scale: 1 : 50

RE-INSTALL SPRINKLER HEAD TO CEILING,
MODIFY/EXTEND BRANCH PIPING TO SUIT
NEW LOCATION, COORDINATE ON SITE
FOR EXACT CEILING FIXTURE LAYOUT TO
PROVIDE ROOM COVERAGE

CLIENT

CITY OF TORONTO

Corporate Real Estate Management
Project Management Office
Metro Hall Toronto, ON
M5V 3C6

COPYRIGHT
This drawing has been prepared solely for the intended use, thus any reproduction or distribution for any purpose other than authorized by Arcadis is prohibited. Written dimensions shall have precedence over scaled dimensions. Contractors shall verify and be responsible for all dimensions and conditions on the job, and Arcadis shall be informed of any variations from the dimensions and conditions shown on the drawing. Shop drawings shall be submitted by Arcadis for general conformance before proceeding with fabrication.

Arcadis Professional Services (Canada) Inc.

ISSUES

No.	DESCRIPTION	DATE
A	50% SUBMISSION	2022-05-13
B	90% SUBMISSION	2022-08-15
C	ISSUED FOR PERMIT	2022-08-15
D	ISSUED FOR TENDER	2025-04-18
E	ADDENDUM	2025-06-25

CONSULTANTS

SEAL

PRIME CONSULTANT

ARCADIS

100 - 175 Galaxy Blvd,
Toronto, ON M9W 0C9, Canada
tel 416 679 1930
www.arcadis.com

PROJECT TITLE
CITY OF TORONTO
ACCESSIBILITY UPGRADES

PROJECT ADDRESS

4331 LAWRENCE AVE E

PROJECT NO:
122260

DRAWN BY:

K. DURUKAN

CHECKED BY:

B. LIAO

PROJECT MGR:

L. SOSA

APPROVED BY:

S. LIU

SHEET TITLE

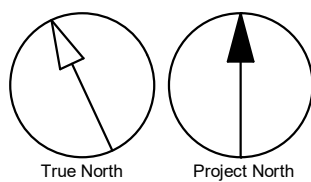
FIRE PROTECTION -
GROUND FLOOR

SHEET NUMBER

G01-231-M6101

ISSUE

E

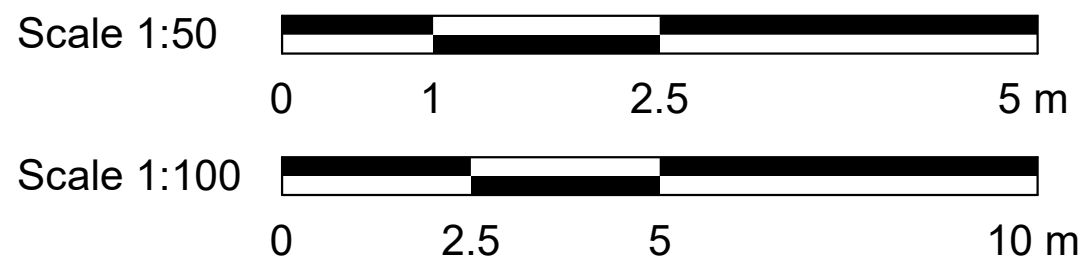


Autodesk Docs://122260 - Cot TAU Upgrades R2024/122260-C-TAU-1-4331-LWRNC-M-R20.rvt

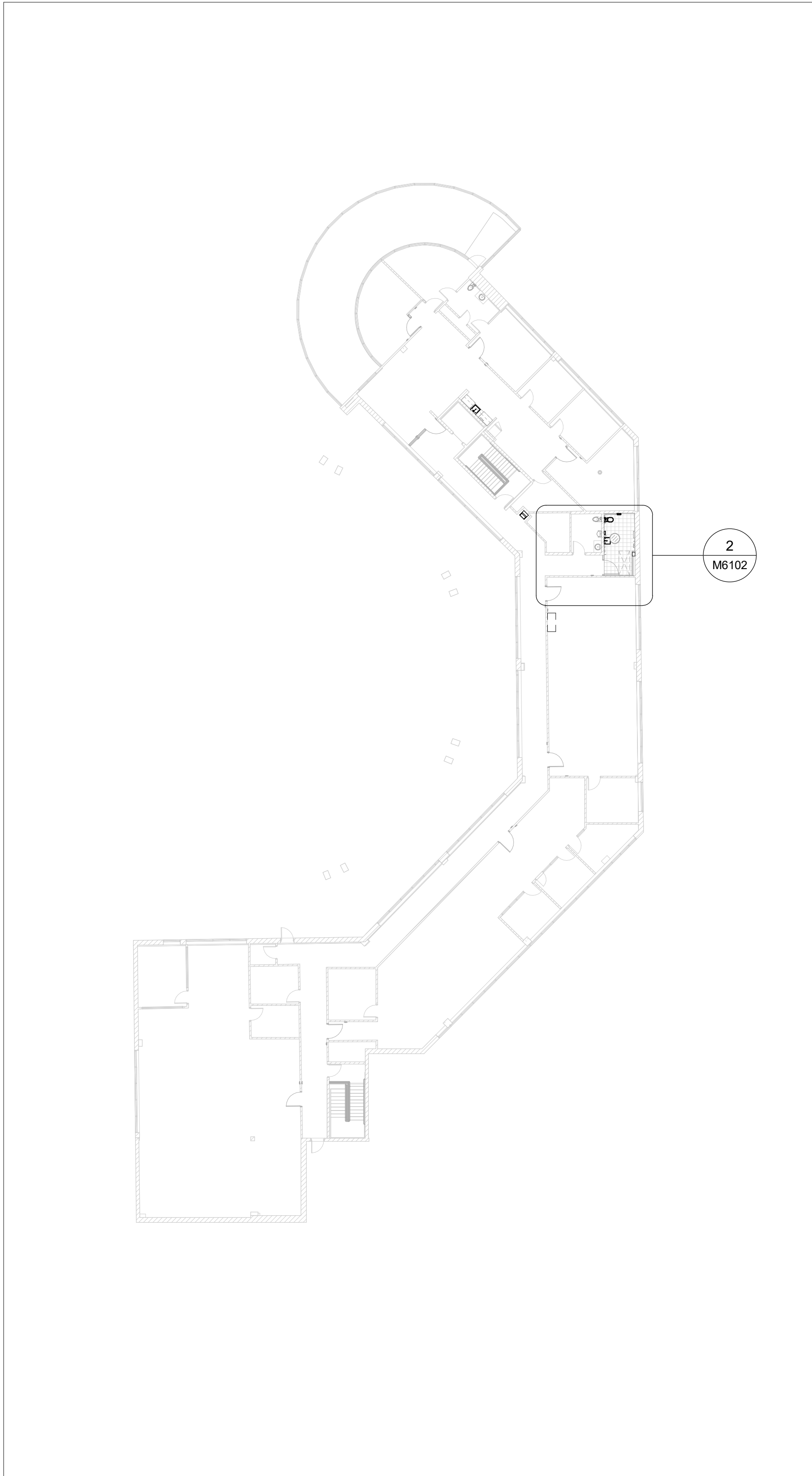
10mm

SCALE CHECK
1 in

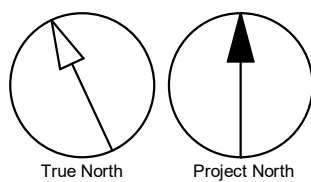
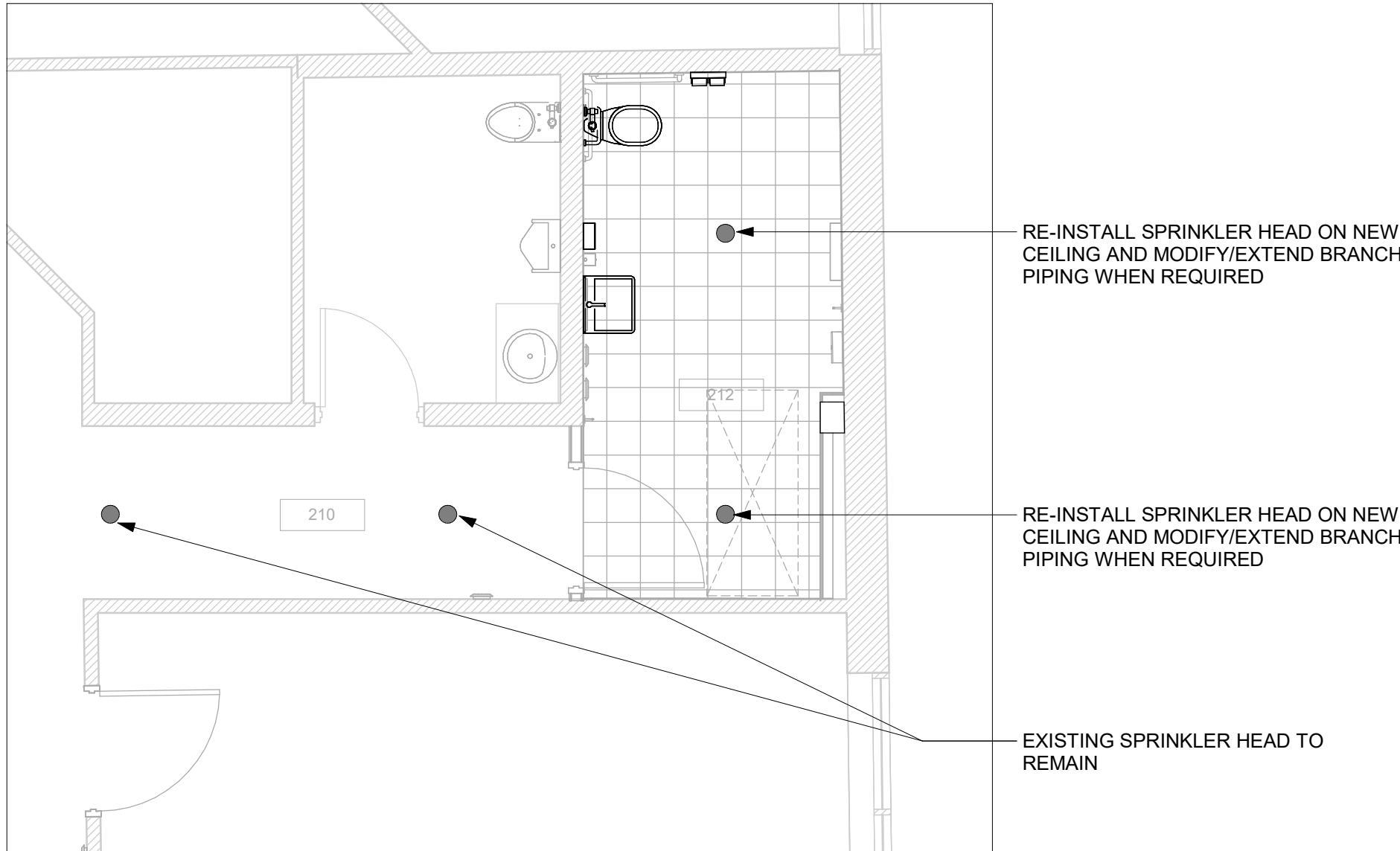
6/25/2025 9:38:49 AM



1 FIRE PROTECTION PLAN - SECOND FLOOR
M6102 / Scale: 1 : 250



2 FIRE PROTECTION PLAN - ROOM 210, 212
Scale: 1 : 50



CLIENT
CITY OF TORONTO

Corporate Real Estate Management
Project Management Office
Metro Hall Toronto, ON
M5V 3C6

COPYRIGHT
This drawing has been prepared solely for the intended use, thus any reproduction or distribution for any purpose other than authorized by Arcadis is prohibited. Written dimensions shall have precedence over scaled dimensions. Contractors shall verify and be responsible for all dimensions and conditions on the job, and Arcadis shall be informed of any variations from the dimensions and conditions shown on the drawing. Shop drawings shall be submitted by Arcadis for general conformance before proceeding with fabrication.

Arcadis Professional Services (Canada) Inc.

ISSUES		
No.	DESCRIPTION	DATE
A	50% SUBMISSION	2022-05-13
B	90% SUBMISSION	2022-08-15
C	ISSUED FOR PERMIT	2022-08-15
D	ISSUED FOR TENDER	2025-04-18
E	ADDENDUM	2025-06-25

CONSULTANTS

SEAL

PRIME CONSULTANT



100 - 175 Galaxy Blvd,
Toronto, ON M9W 0C9, Canada
tel 416 679 1930
www.arcadis.com

PROJECT TITLE
**CITY OF TORONTO
ACCESSIBILITY UPGRADES**

PROJECT ADDRESS
4331 LAWRENCE AVE E

PROJECT NO:

122260

DRAWN BY:

K. DURUKAN

CHECKED BY:

B. LIAO

PROJECT MGR:

L. SOSA

APPROVED BY:

S. LIU

SHEET TITLE
**FIRE PROTECTION -
SECOND FLOOR**

SHEET NUMBER

G01-231-M6102

ISSUE

E

Autodesk Docs//122260 - Cot TAU Upgrades R0204/122260-C-TAU-1-231-4331-LWRNC-M-R20.rvt

10mm

SCALE CHECK
1 in