

214 COLLEGE ST., TORONTO, ONTARIO, M5T 3A1

## AUDIO-VISUAL SYSTEMS DRAWINGS

CONSTRUCTOR SHALL CHECK ALL DIMENSIONS ON THE WORK AND REPORT ANY DISCREPANCY TO THE CONSULTANT BEFORE PROCEEDING. THIS DRAWING IS NOT TO BE USED FOR CONSTRUCTION UNTIL AUTHORIZED IN WRITING BY CONSULTANT.

THE SCOPE OF WORK OF THE TRADES AS IT RELATES TO AUDIO VISUAL SYSTEMS IS DESCRIBED IN THE TABLE ABOVE. THE TERM "PROVIDE" MEANS "SUPPLY, INSTALL, TERMINATE, TEST AND COMMISSION"

## 3

9. DEVICES SHALL NOT BE INSTALLED ABOVE ANY FURNITURE - AND SHALL BE LOCATED WHERE THERE IS ADEQUATE ACCESS FOR USE UNLESS INDICATED SPECIFICALLY ON AN ELEVATED DRAWING.
10. INFORM THE ENGINEER'S REPRESENTATIVE AND GC OF ALL DEVICE AND FURNITURE CONFLICTS PRIOR TO INSTALLATION. OBTAIN RESOLUTION TO DEVICE AND FURNITURE CONFLICTS FROM THE ENGINEER'S REPRESENTATIVE PRIOR TO INSTALLATION.



NOTE: NOT ALL SYMBOLS APPLY, REFER TO FLOOR PLANS AND DRAWINGS.  
REFER TO AV COORDINATION MATRIX OR AV CONSULTANT DRAWINGS FOR BACKBOX SIZE, MOUNTING HEIGHT, AND MEDIA STRUCTURE REQUIREMENTS.




NO.	DATE	DESCRIPTION
1	25/01/31	ISSUED FOR REFERENCE

NAME: PAT GALARDO  
TEL: 416 572 8503  
EMAIL: pat.galarzo@smithenderinsen.com

THIS DRAWING SHALL BE READ IN CONJUNCTION  
WITH THE AUDIOVISUAL SPECIFICATION SUBMITTED  
FOR THIS PROJECT.



SEAL :





























214 COLLEGE ST

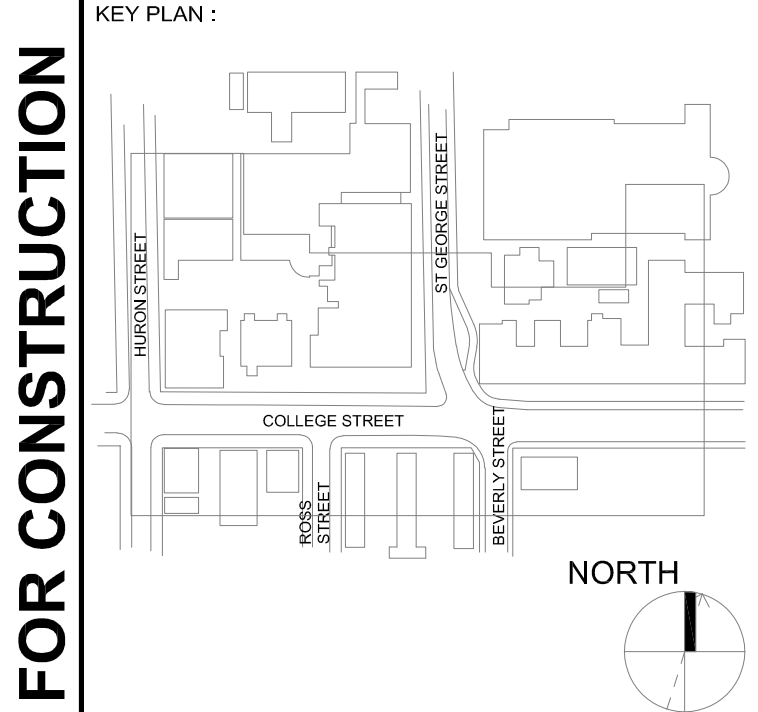
SHEET CONTENTS :

DRAWING LIST, LEGENDS AND  
NOTES



AUDIOVISUAL				ELECTRICAL								COMMUNICATION	MECHANICAL	GENERAL
DEVICE DETAILS				REQUIREMENTS								RECEPTACLES		
SYMBOL NAME	SYMBOL	ID	MOUNTING HEIGHT (TO CENTRE LINE)	AV BACKBOX/MUDRING SIZE	BACKBOX/MUDRING MOUNTING HEIGHT	VOLTAGE [V]	CURRENT [A]	UNIT POWER [W]	GROUND TYPE	TYPE	QUANTITY	NETWORK DROPS	HEAT LOAD UNIT HEAT [BTU]	NOTES
55" WALL MOUNT DIGITAL SIGNAGE DISPLAY		DS1	1555mm	—	1760mm	120	1	120	NORMAL	5-15R	(1)QUAD	(2)NETWORK DROPS	410	POWER AND DATA ONLY
65" WALL MOUNT FLAT PANEL DISPLAY		FPD2	1630mm	(1)2 GANG AV MUDRING	1930mm	120	1	120	NORMAL	5-15R	(1)QUAD	(2)NETWORK DROPS	820	
75" WALL MOUNT FLAT PANEL DISPLAY		FPD3	1690mm	(1)2 GANG AV MUDRING	2000mm	120	2	240	NORMAL	5-15R	(1)QUAD	(2)NETWORK DROPS	410	
55" WALL MOUNT FLAT PANEL DISPLAY		FPD6	1555mm	—	1760mm	120	1	120	NORMAL	5-15R	(1)QUAD	(1)NETWORK DROPS, (1)CATV DROP	410	
98" WALL MOUNT FLAT PANEL DISPLAY		FPD7	1830mm	(1)2 GANG AV MUDRING	2135mm	120	2	240	NORMAL	5-15R	(1)QUAD	(2)NETWORK DROPS	820	
WALL MOUNT PROJECTOR		PROJ1	3400mm	(1)2 GANG AV MUDRING	3700mm	120	5	600	NORMAL	5-15R	(1)QUAD	(2)NETWORK DROPS	2500	REFER TO DETAIL 6/AV200
PROJECTION SCREEN		SCR1	AT FINISHED CEILING	(1)1 GANG JUNCTION BOX	AT DECK ABOVE FINISHED CEILING	120	1	600	NORMAL	—	15A DIRECT CONNECT	—	410	
CAMERA UNDER DISPLAY		CAM1	—	—	—	—	—	—	—	—	—	—	—	
CEILING MOUNT PRESENTER CAMERA		CAM2	AT FINISHED CEILING	(1)1 GANG JUNCTION BOX	AT FINISHED CEILING	—	—	—	—	—	—	—	—	
WALL MOUNT PTZ PRESENTER CAMERA		CAM3	2135mm	(1)2 GANG AV MUDRING	2135mm	—	—	—	—	—	—	—	—	
AV WALLPLATE		AV1	AT RECEPTACLE HEIGHT	(1)2 GANG AV MUDRING	AT RECEPTACLE HEIGHT	120	1	120	NORMAL	5-15R	(1)DUPLEX	(2)NETWORK DROPS	410	
AV WALLPLATE		AV2	AT RECEPTACLE HEIGHT	(1)2 GANG AV MUDRING	AT RECEPTACLE HEIGHT	—	—	—	—	—	—	—	410	
AV WALLPLATE		AV3	AT RECEPTACLE HEIGHT	(1)2 GANG AV MUDRING	AT RECEPTACLE HEIGHT	120	1	120	NORMAL	5-15R	(1)DUPLEX	(2)NETWORK DROPS	410	
FLOORBOX TABLE/PODIUM MONUMENT		FB1	AT FINISHED FLOOR	(1)2 GANG OPENING AT FLOORBOX	AT FINISHED FLOOR	120	1	120	NORMAL	5-15R	(1)DUPLEX	(2)NETWORK DROPS	410	
FLOORBOX TABLE MONUMENT		FB2	AT FINISHED FLOOR	(1)2 GANG OPENING AT FLOORBOX	AT FINISHED FLOOR	120	1	120	NORMAL	5-15R	(1)DUPLEX	(2)NETWORK DROPS	410	
3RD FLOOR SOUNDMASKING HEADEND		IT RACK	—	—	—	120	6.00	720	ISOLATED	5-20R	(2)DUPLEX	(2)NETWORK DROPS	2500	3RD FLOOR SOUNDMASKING EQUIPMENT TO BE LOCATED IN IT RACK. CABLE TO FREE ARMED TO CEILING.
10" WALL MOUNT TOUCH CONTROL PANEL		CTL1	1100mm	(1)2 GANG AV MUDRING	1100mm	—	—	—	—	—	—	—	—	
WIRELESS MIC ANTENNA		ANT1	2440mm	(1)1 GANG AV MUDRING	2440mm	—	—	—	—	—	—	—	—	
CEILING RECESSED SPEAKERS		S1, S2, S3	AT FINISHED CEILING	—	—	—	—	—	—	—	—	—	—	
WALL MOUNTED SPEAKERS		S4	2425mm	(1)1 GANG AV MUDRING	2425mm	—	—	—	—	—	—	—	—	
AUDIO SOUNDBAR		S5	2825mm	(1)1 GANG AV MUDRING	2825mm	—	—	—	—	—	—	—	—	
SOUND MASKING EMITTER		SM1	AT FINISHED CEILING	—	—	—	—	—	—	—	—	—	—	
PENDANT STYLE SOUND MASKING EMITTER		SM2	AT CEILING DECK	(1)CABLE PULL BOX JUNCTION BOX	—	—	—	—	—	—	—	—	—	
WALL MOUNT PARTITION SENSORS		PT	2440mm	(1)1 GANG AV MUDRING	2440mm	—	—	—	—	—	—	—	—	
FREE STANDING RACK		RACK1	—	(1)PULL BOX SIZED TO CONDUIT REQUIREMENTS	2440mm	120	25.00	3000	ISOLATED	5-20R	(2)DUPLEX	(8)NETWORK DROP	10200	DEDICATED CIRCUITS REQUIRED, WITH ISOLATED GROUND, FIRE ALARM, LIGHTING AND SHAKE/BLIND INTERCONNECTION REQUIRED.
AV MILLWORK RACK		RACK2	—	(1)PULL BOX SIZED TO CONDUIT REQUIREMENTS	AT RECEPTACLE HEIGHT	120	10.00	1200	ISOLATED	5-20R	(2)DUPLEX	(4)NETWORK DROP	4100	DEDICATED CIRCUITS REQUIRED, WITH ISOLATED INTERCONNECTION REQUIRED.

1 AV DEVICE MATRIX



CONSTRUCTOR SHALL CHECK ALL DIMENSIONS ON THE WORK AND REPORT ANY DISCREPANCY TO THE CONSULTANT BEFORE PROCEEDING. THIS DRAWING IS NOT TO BE USED FOR CONSTRUCTION UNTIL AUTHORIZED IN WRITING BY CONSULTANT.

REVISION		
NO.	DATE	DESCRIPTION
1	25/01/31	ISSUED FOR REFERENCE

PROJECT CONTACT

NAME: PAT GALARDO

TEL: 416 572 8503

EMAIL: pat.galaro@smithandersen.com

THIS DRAWING SHALL BE READ IN CONJUNCTION WITH THE AUDIOVISUAL SPECIFICATION SUBMITTED FOR THIS PROJECT.



SEAL:

OWNER: UNIVERSITY OF TORONTO

PROJECT: HEALTH AND WELLNESS CENTRE RENOVATION AT KOFFLER

214 COLLEGE ST.  
TORONTO, ON M5T 3A1

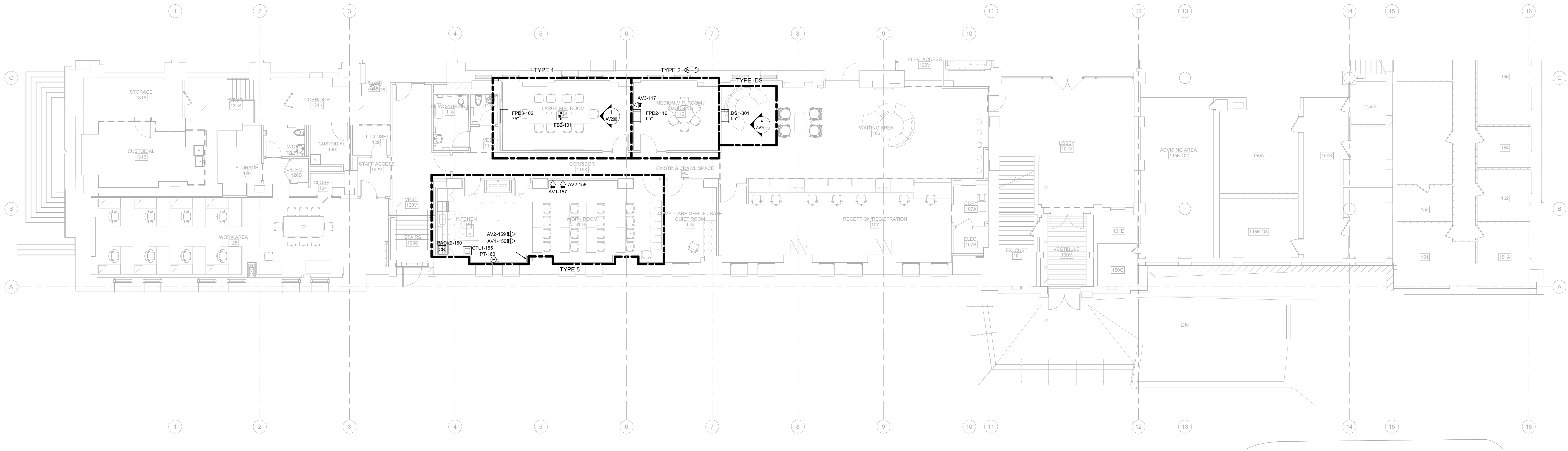
SHEET CONTENTS  
AV COORDINATION MATRIX

PROJECT NUMBER: 21590.003

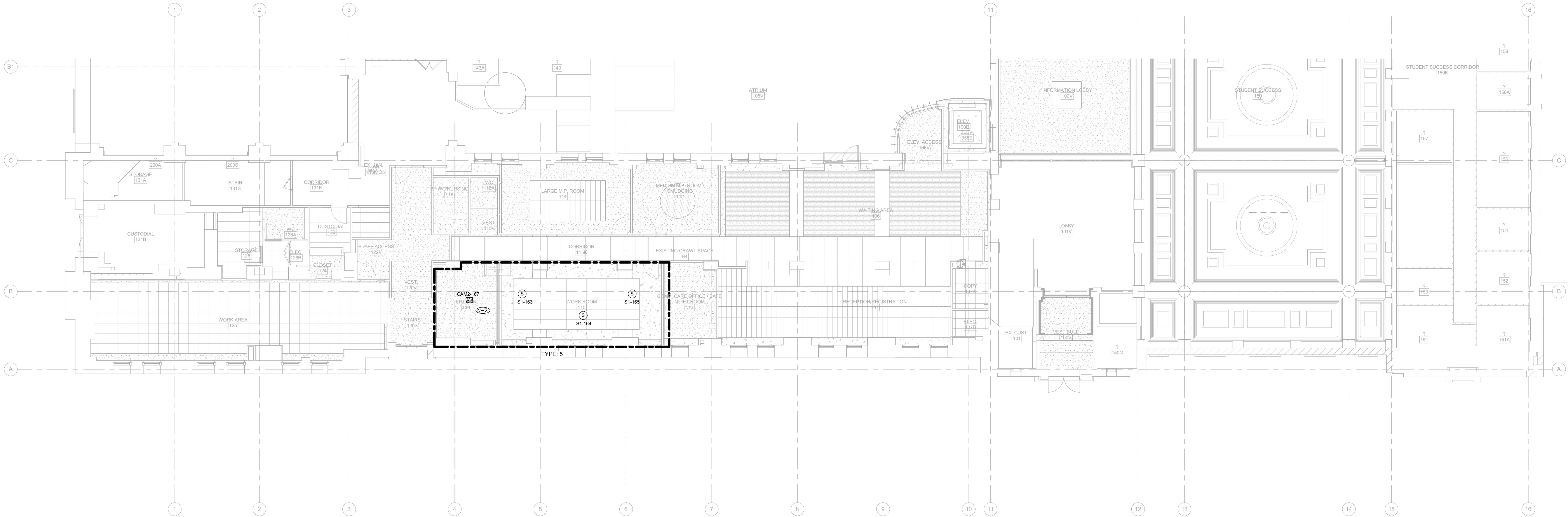
DRAWING SCALE: NTS

DRAWN BY: NL  
CHECKED BY: PG  
DATE:

SHEET NO: AV001  
REV:

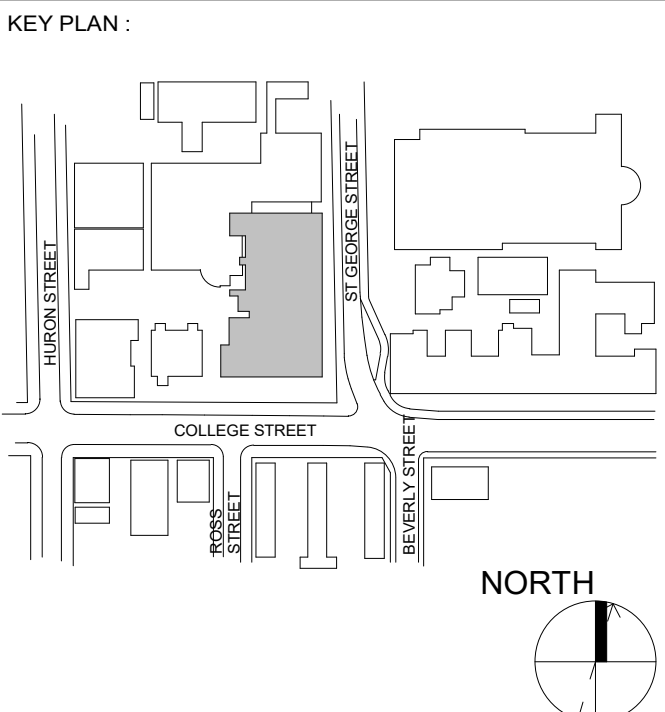


1 1st Floor AV Device  
AV-101 1:100



3 1st Floor AV Device RCP  
AV-101 1:100

NOTES:  
FOR FUTURE USE. PROVIDE INFRASTRUCTURE ONLY.  
PROVIDE CEILING MOUNTING SOLUTION FOR CAMERA WITH PIPE TO LOWER CAMERA FROM CEILING. COORDINATE FINAL MOUNTING HEIGHT WITH AV CONSULTANT PRIOR TO INSTALLATION TO AVOID SIGHTLINE OBSTRUCTIONS.



REVISION		
NO.	DATE	DESCRIPTION
1	25/01/31	ISSUED FOR REFERENCE

#### PROJECT CONTACT

NAME: PAT GALARDO  
TEL: 416 572 8503  
EMAIL: pat.galardo@smithandersen.com

THIS DRAWING SHALL BE READ IN CONJUNCTION WITH THE AUDIOVISUAL SPECIFICATION SUBMITTED FOR THIS PROJECT.



#### ENFORM architects

ENFORM Architects Inc.  
1284 Sheppard Road, Suite 302B  
Toronto, Ontario, Canada M8R 2B7  
416-546-7523  
www.enformarchitects.com

SEAL:

OWNER:



PROJECT:  
HEALTH AND WELLNESS  
CENTRE RENOVATION AT  
KOFFLER

214 COLLEGE ST.  
TORONTO, ON M5T 3A1

SHEET CONTENTS:  
1st FLOOR & RCP AV DEVICE  
PLAN

PROJECT NUMBER:  
21590.003

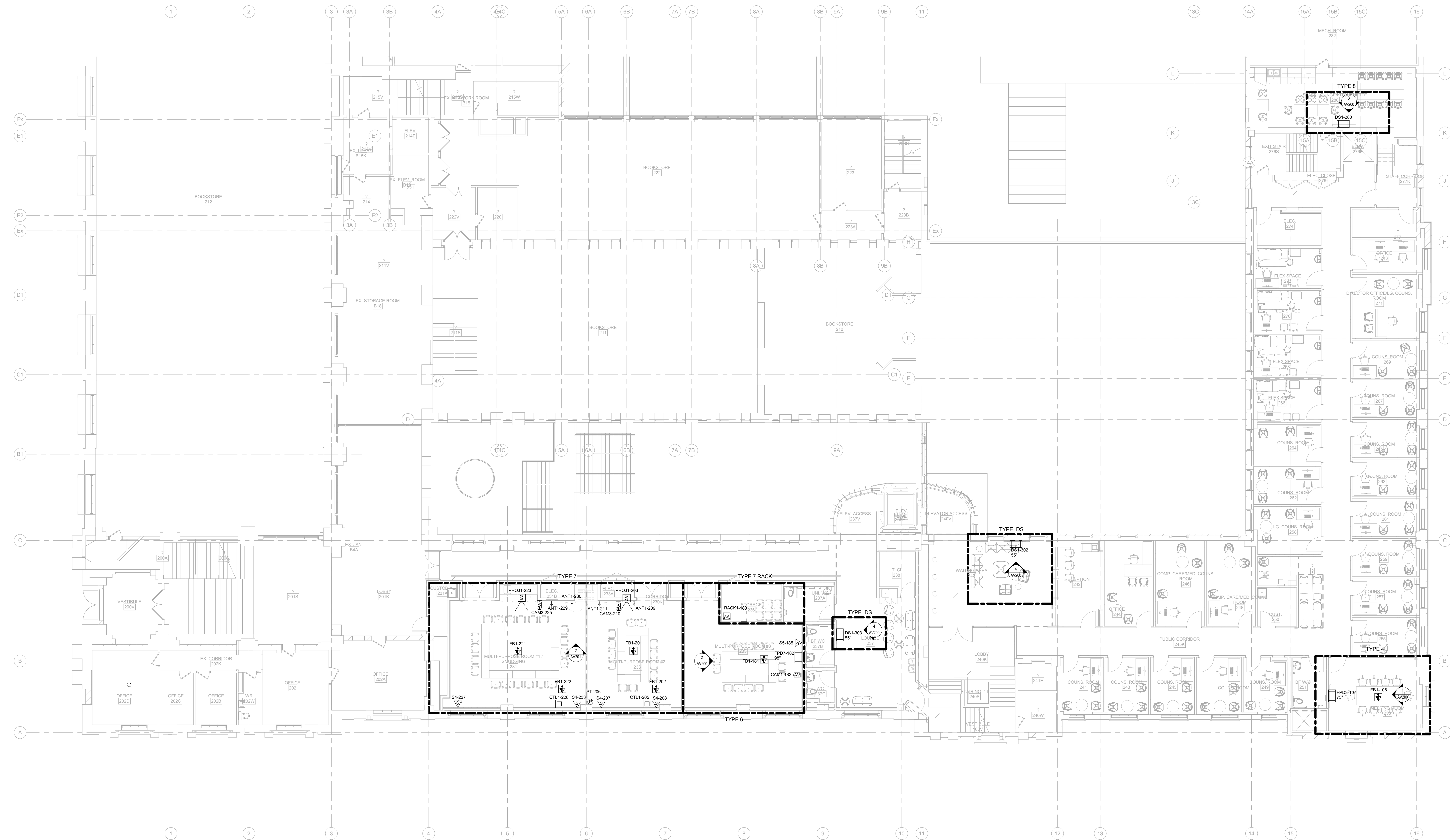
DRAWING SCALE:  
1:100

DRAWN BY: CHECKED BY: DATE:  
Author Checker Issue Date

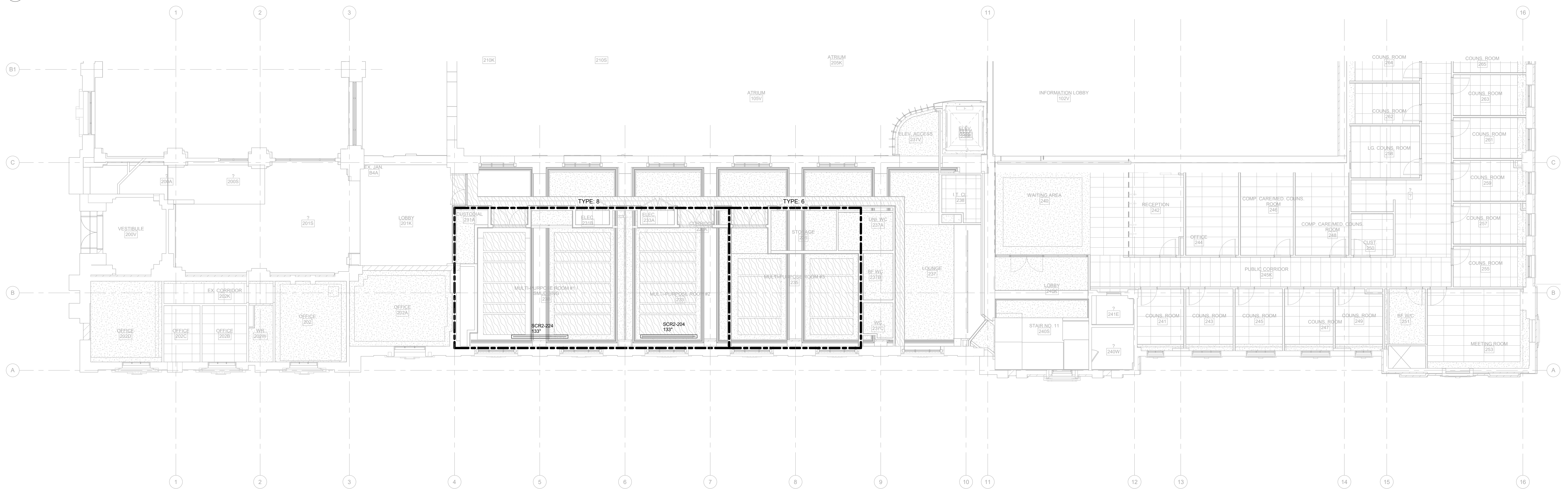
SHEET NO.: REV:

AV-101



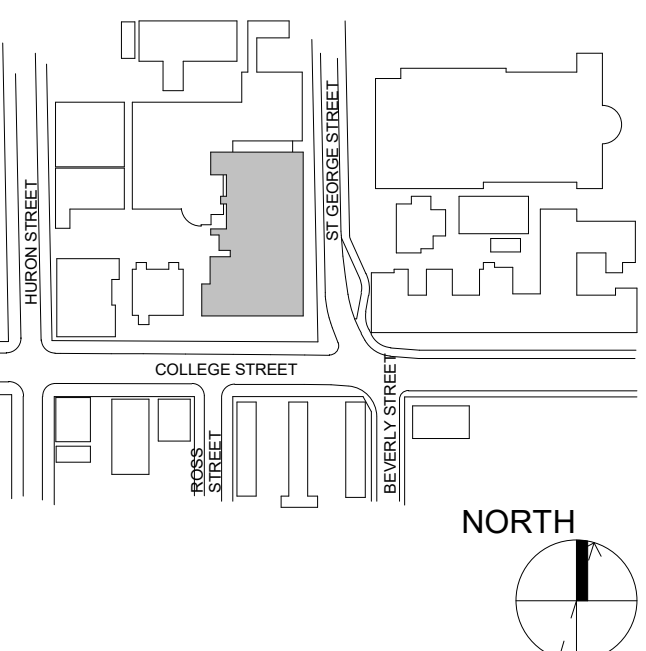


1 2nd FLOOR AV FLOOR AV DEVICE FLOOR PLAN  
AV-102 1:100



2 2nd FLOOR AV DEVICE RCP  
AV-102 1:100

KEY PLAN:



REVISION		
NO.	DATE	DESCRIPTION
1	25/01/31	ISSUED FOR REFERENCE

PROJECT CONTACT

NAME: PAT GALARDO  
TEL: 416 572 8503  
EMAIL: pat.galar@smithandandersen.com

THIS DRAWING SHALL BE READ IN CONJUNCTION WITH THE AUDIOVISUAL SPECIFICATION SUBMITTED FOR THIS PROJECT.



SEAL:

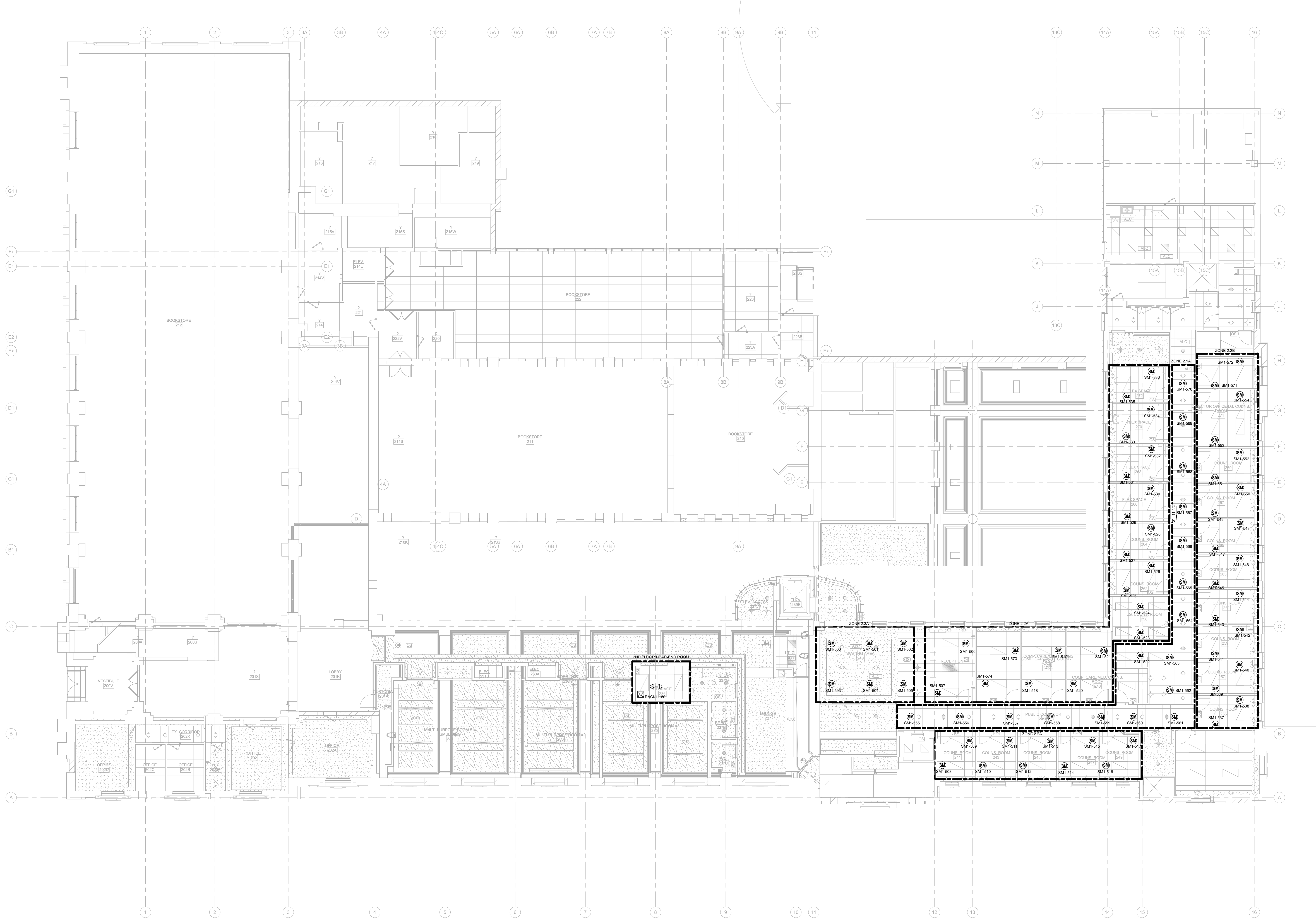


PROJECT: HEALTH AND WELLNESS CENTRE RENOVATION AT KOFFLER

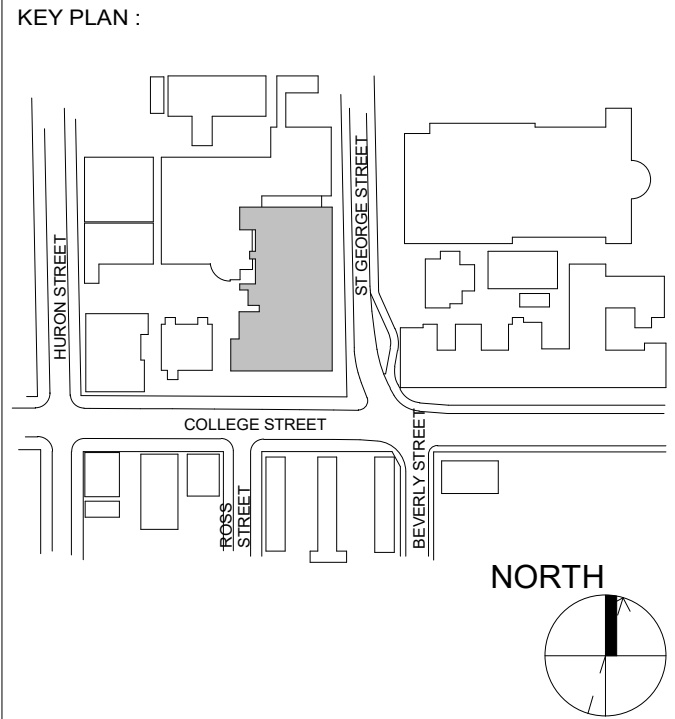
214 COLLEGE ST.  
TORONTO, ON M5T 3A1  
SHEET CONTENTS:  
2nd FLOOR & RCP AV DEVICE PLAN

PROJECT NUMBER: 21590.003		
DRAWING SCALE: 1:100		
DRAWN BY: Author	CHECKED BY: Checker	DATE: Issue Date
SHEET NO: AV-102	REV:	





NOTES:  
2ND FLOOR SOUNDMASKING HEAD-END EQUIPMENT TO BE LOCATED IN AV RACK1-100



REVISION		
NO.	DATE	DESCRIPTION
1	25/01/31	ISSUED FOR REFERENCE

#### PROJECT CONTACT

NAME: PAT GALARDO  
TEL: 416 572 8503  
EMAIL: pat.galar@smithandandersen.com

THIS DRAWING SHALL BE READ IN CONJUNCTION WITH THE AUDIOVISUAL SPECIFICATION SUBMITTED FOR THIS PROJECT



#### ENFORM architects

ENFORM Architects Inc.  
1284 Sheppard Road, Suite 302B  
Toronto, Ontario, Canada M8R 2B7  
416-546-7523  
www.enformarchitects.com

SEAL:

OWNER:



PROJECT:  
HEALTH AND WELLNESS  
CENTRE RENOVATION AT  
KOFFLER

214 COLLEGE ST.  
TORONTO, ON M5T 3A1

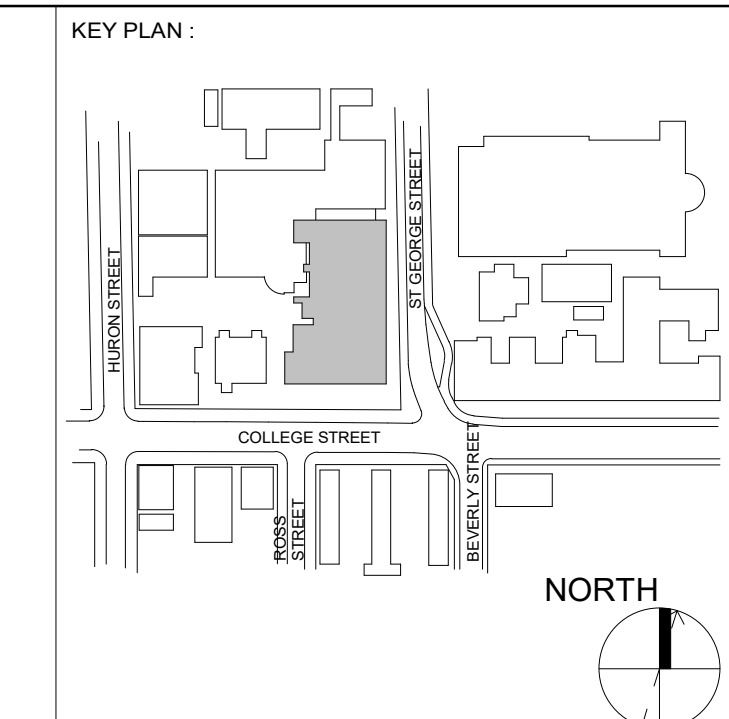
SHEET CONTENTS:  
2nd FLOOR SOUND MASKING  
DEVICES

PROJECT NUMBER:  
21590.003

DRAWING SCALE:  
1 : 100

DRAWN BY: CHECKED BY: DATE:  
Author Checker Issue Date

SHEET NO.: REV:  
AV-102C



PROJECT CONTACT	
NAME:	<u>PAT GALARDO</u>
TEL:	<u>416 572 8503</u>
EMAIL:	<u>pat.galarzo@smithandhenderson.com</u>

THIS DRAWING SHALL BE READ IN CONJUNCTION WITH THE AUDIO/VISUAL SPECIFICATION SUBMITTED FOR THIS PROJECT.
---



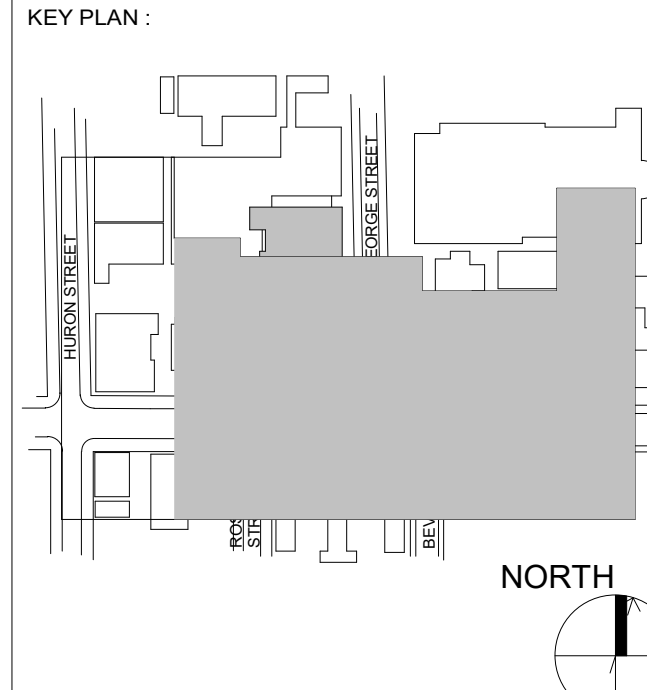
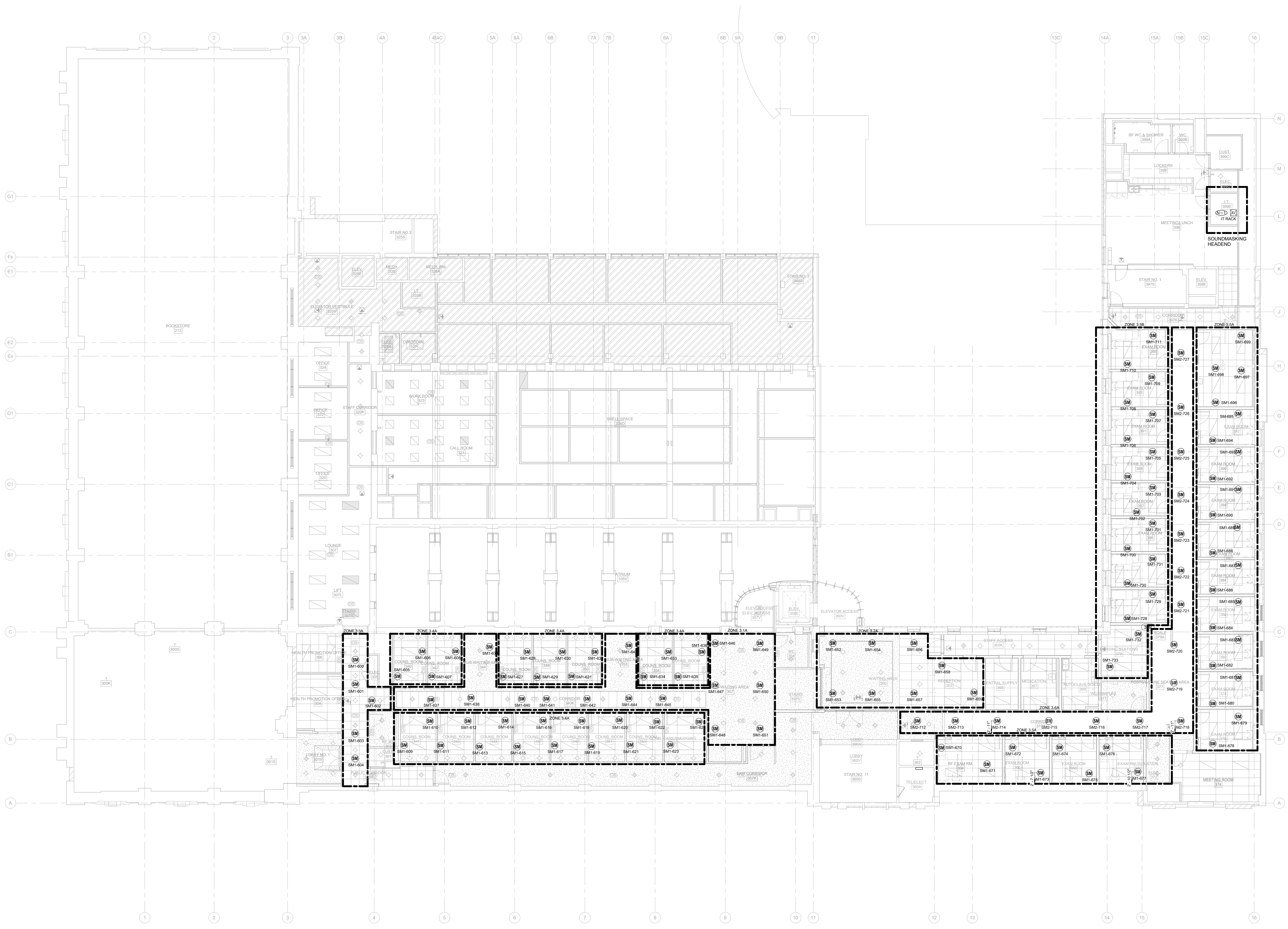
OWNER:

 UNIVERSITY OF  
TORONTO

PROJECT NUMBER : <b>21590.003</b>		
DRAWING SCALE : <b>1 : 100</b>		
DRAWN BY : <b>Author</b>	CHECKED BY : <b>Checker</b>	DATE: <b>Issue Date</b>
SHEET NO : <b>AV-103A</b>		REV : <b></b>

1 3rd AV FLOOR AV DEVICE FLOOR PLAN  
AV-103A 1 : 100





REVISION		
NO.	DATE	DESCRIPTION
1	25/01/31	ISSUED FOR REFERENCE

PROJECT CONTACT

NAME: PAT GALARDO  
TEL: 416 572 8503  
EMAIL: pat.galar@smithandersen.com

THIS DRAWING SHALL BE READ IN CONJUNCTION WITH THE AUDIOVISUAL SPECIFICATION SUBMITTED FOR THIS PROJECT



SEAL:



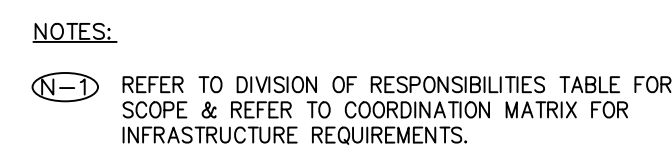
PROJECT: HEALTH AND WELLNESS CENTRE RENOVATION AT KOFFLER

214 COLLEGE ST.  
TORONTO, ON M5T 3A1

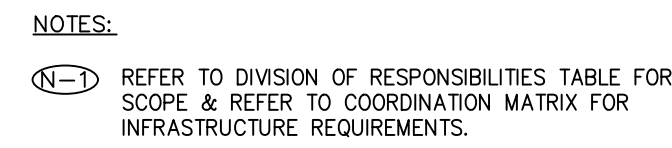
SHEET CONTENTS:  
3rd FLOOR - SOUND MASKING DEVICES

PROJECT NUMBER: 21590.003  
DRAWING SCALE: 1 : 100  
DRAWN BY: Author  
CHECKED BY: Checker  
DATE: Issue Date  
SHEET NO: AV-103C  
REV:

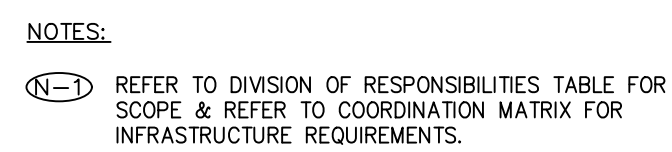
NOTES:  
3RD FLOOR SOUND MASKING HEAD-END EQUIPMENT TO BE LOCATED IN IT RACK.  
COORDINATE COMMUNICATIONS CONTRACTOR PRIOR TO INSTALLATION.



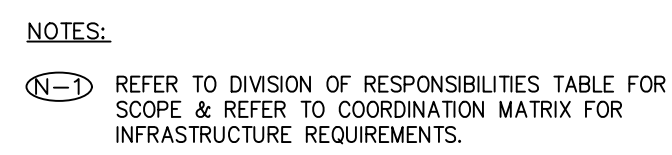
3 TYPE 8 LUNCHROOM  
AV DEVICE ELEVATION



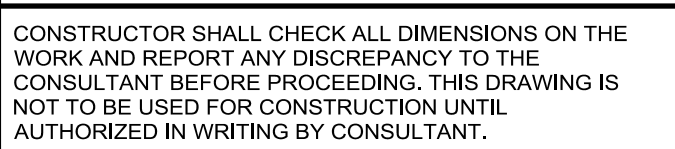
4 DIGITAL SIGNAGE DISPLAY  
AV DEVICE ELEVATION



1 TYPE 4 - LARGE MULTI-PURPOSE ROOM  
#200 AV DEVICE ELEVATION



2 TYPE 6 MULTIPURPOSE ROOM 3  
R/200 AV DEVICE ELEVATION



REVISION		
NO.	DATE	DESCRIPTION
1	25/01/31	ISSUED FOR REFERENCE

## PROJECT CONTACT

NAME: PAT GALARDO  
TEL: 416 572 8503  
EMAIL: pat.galarco@smi@ondacenter.com

THIS DRAWING SHALL BE READ IN CONJUNCTION  
WITH THE AUDIOVISUAL SPECIFICATION SUBMITTED  
FOR THIS PROJECT.



**ENFORM**  
architects

**ENFORM Architects Inc.**  
128A Sterling Road, Suite 302B  
Toronto, Ontario, Canada M5R 2B7  
t: 647-948-7523  
[www.enformarchitects.com](http://www.enformarchitects.com)

SEAL :



PROJECT :  
HEALTH AND WELLNESS  
CENTRE RENOVATION AT  
KOFFLER

214 COLLEGE ST.  
TORONTO, ON M5T 3A1

---

SHEET CONTENTS :

**AV ELEVATIONS**

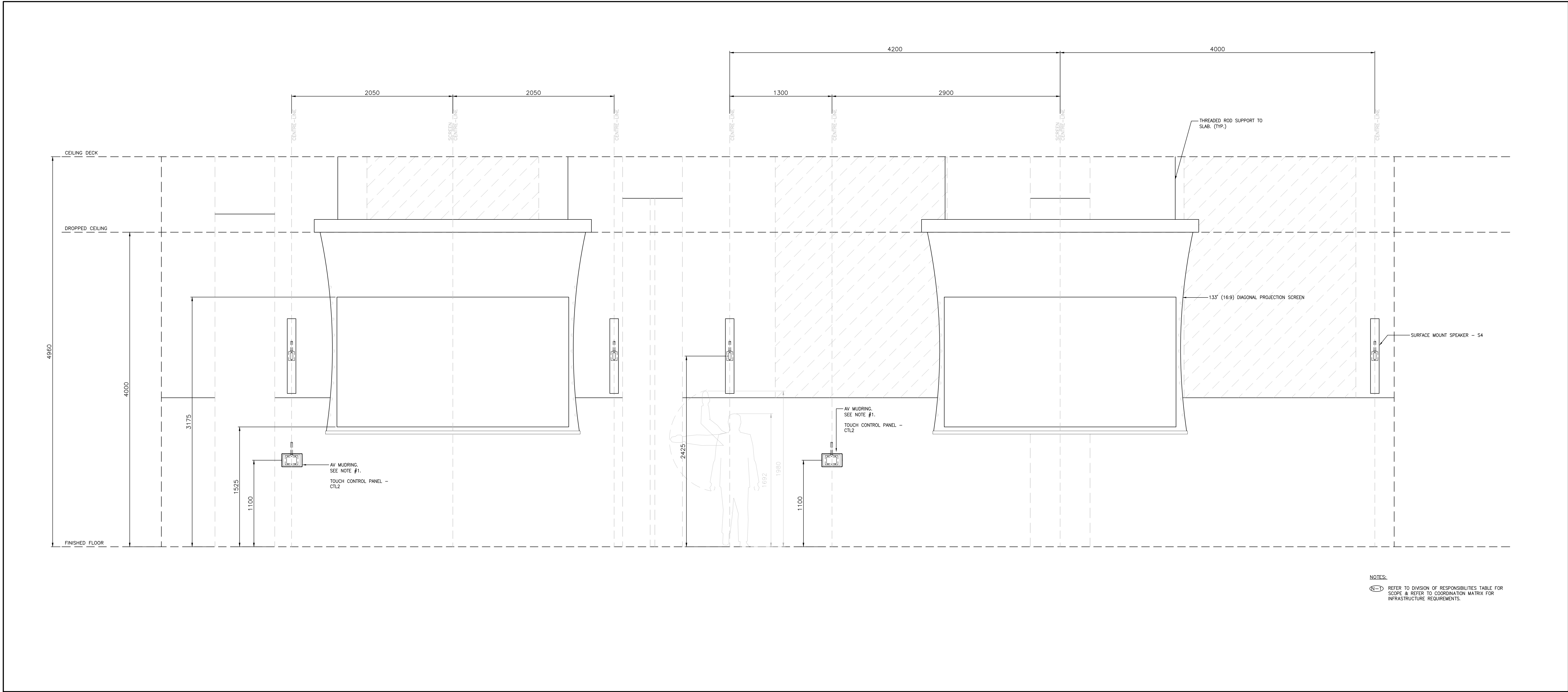
PROJECT NUMBER :  
**21590.003**

DRAWING SCALE :  
NTS

DRAWN BY : NL	CHECKED BY : PG	DATE:
------------------	--------------------	-------

SHEET NO : **AV200** REV :





1 TYPE 7 MULTIPURPOSE ROOM 1-2  
AV DEVICE ELEVATION

KEY PLAN :

CONSTRUCTOR SHALL CHECK ALL DIMENSIONS ON THE WORK AND REPORT ANY DISCREPANCY TO THE CONSULTANT BEFORE PROCEEDING. THIS DRAWING IS NOT TO BE USED FOR CONSTRUCTION UNTIL AUTHORIZED IN WRITING BY CONSULTANT.

REVISION		
NO.	DATE	DESCRIPTION
1	25/01/31	ISSUED FOR REFERENCE

PROJECT CONTACT

NAME: PAT GALARDO  
TEL: 416 572 8503  
EMAIL: pat.galaro@smithandersen.com

THIS DRAWING SHALL BE READ IN CONJUNCTION WITH THE AUDIOVISUAL SPECIFICATION SUBMITTED FOR THIS PROJECT.

**Smith + Andersen**  
1100 - 100 Sheppard Ave East, Toronto ON, M2N 6N6  
416-467-8151 smithandersen.com

**ENFORM**  
architects  
ENFORM Architects Inc.  
1284 Blooring Road, Suite 302B  
Toronto, Ontario, Canada M6R 2B7  
416-594-7023  
www.enformarchitects.com

SEAL :

OWNER:



PROJECT  
HEALTH AND WELLNESS  
CENTRE RENOVATION AT  
KOFFLER

214 COLLEGE ST.  
TORONTO, ON M5T 3A1

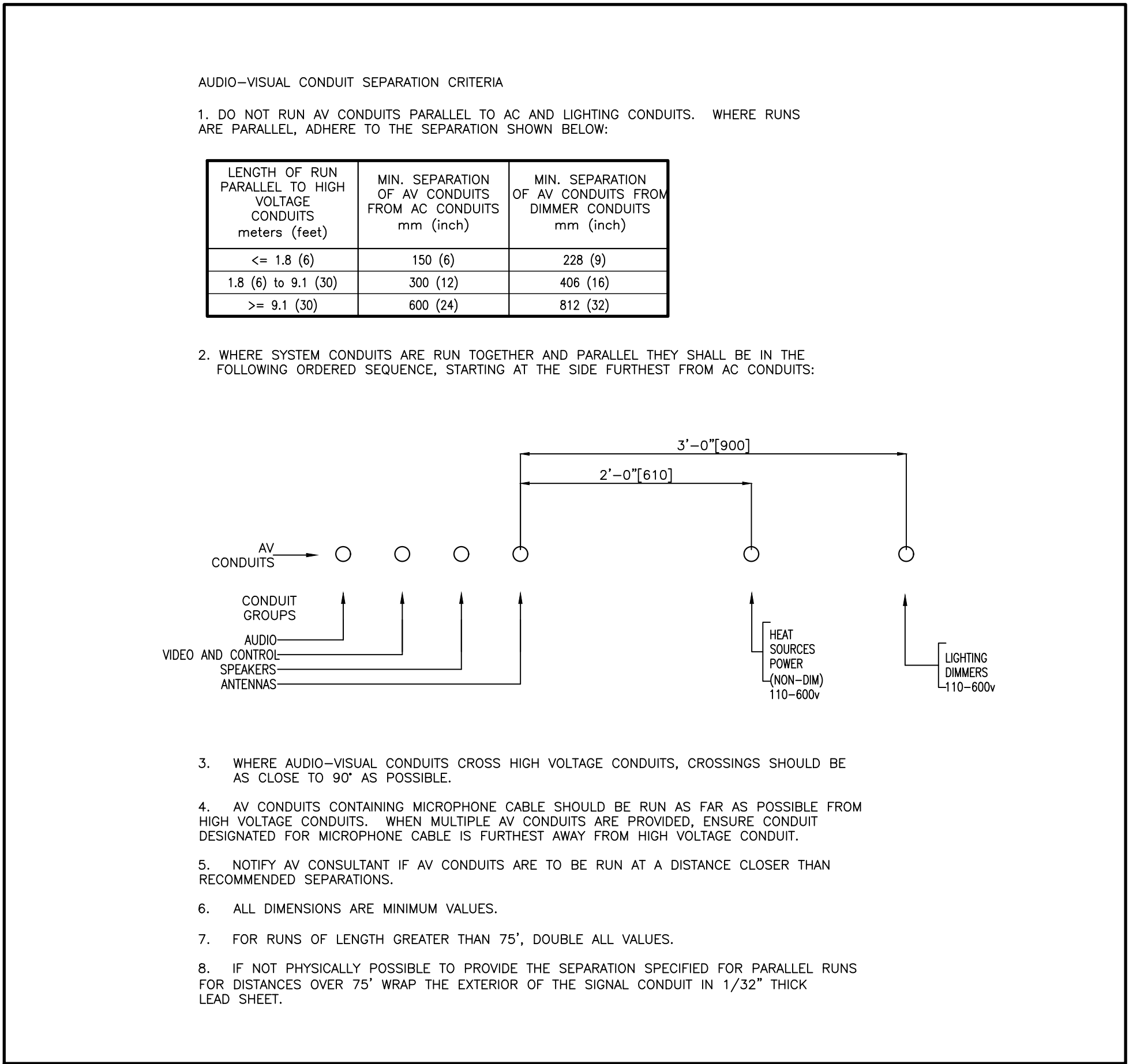
SHEET CONTENTS  
AV ELEVATIONS

PROJECT NUMBER:  
21590.003

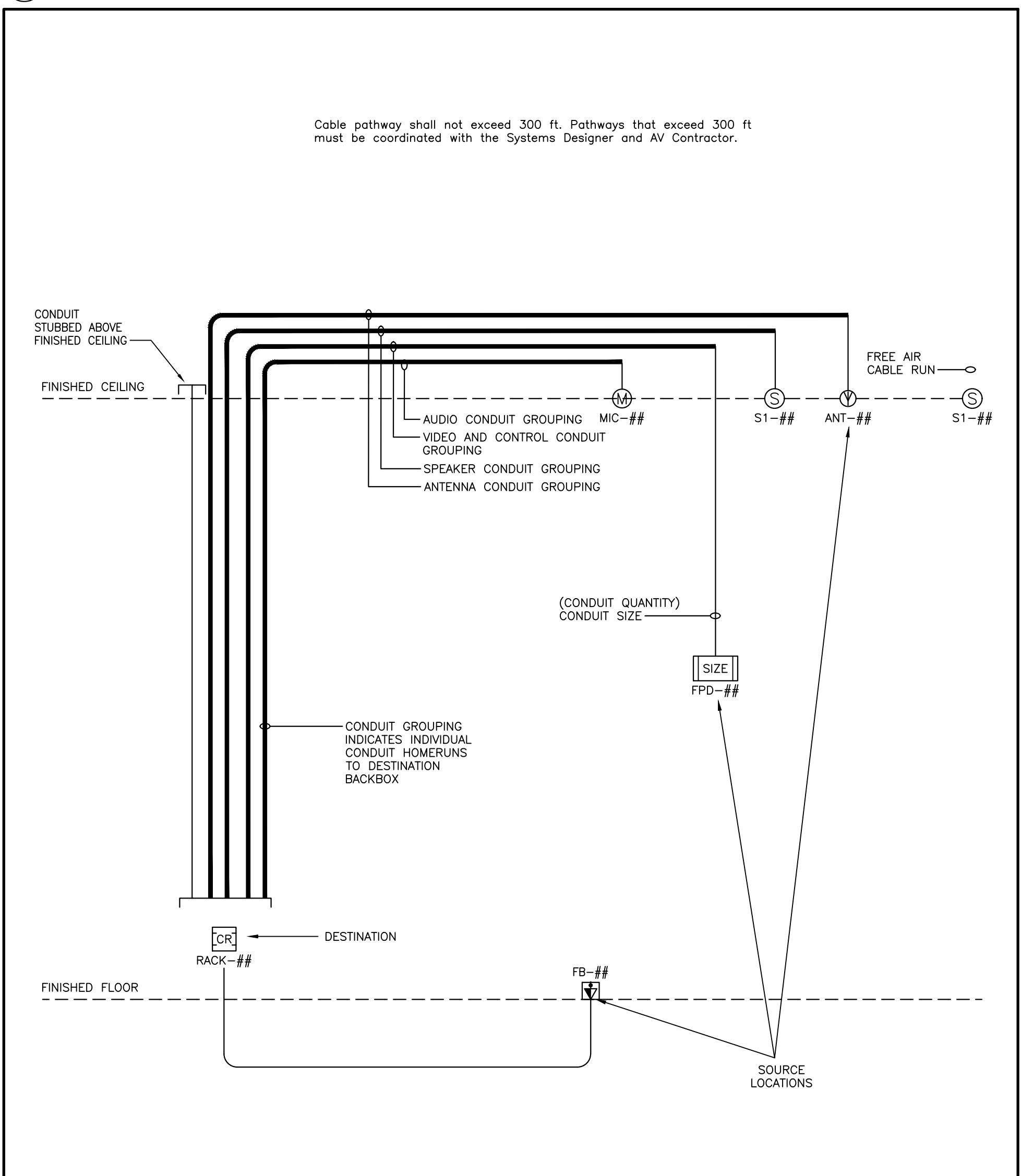
DRAWING SCALE:  
NTS

DRAWN BY: NL CHECKED BY: PG DATE:

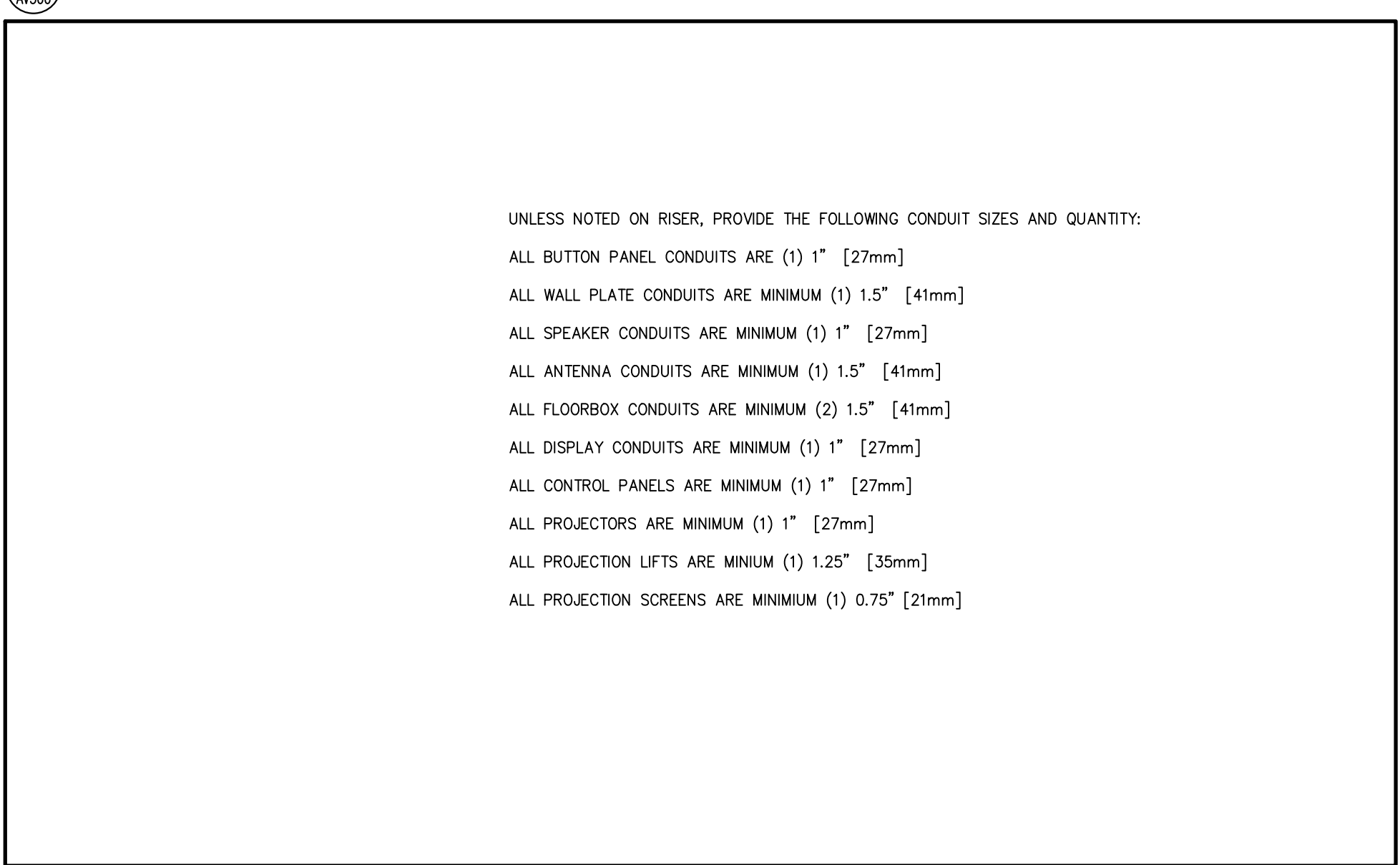
SHEET NO.: AV201 REV:



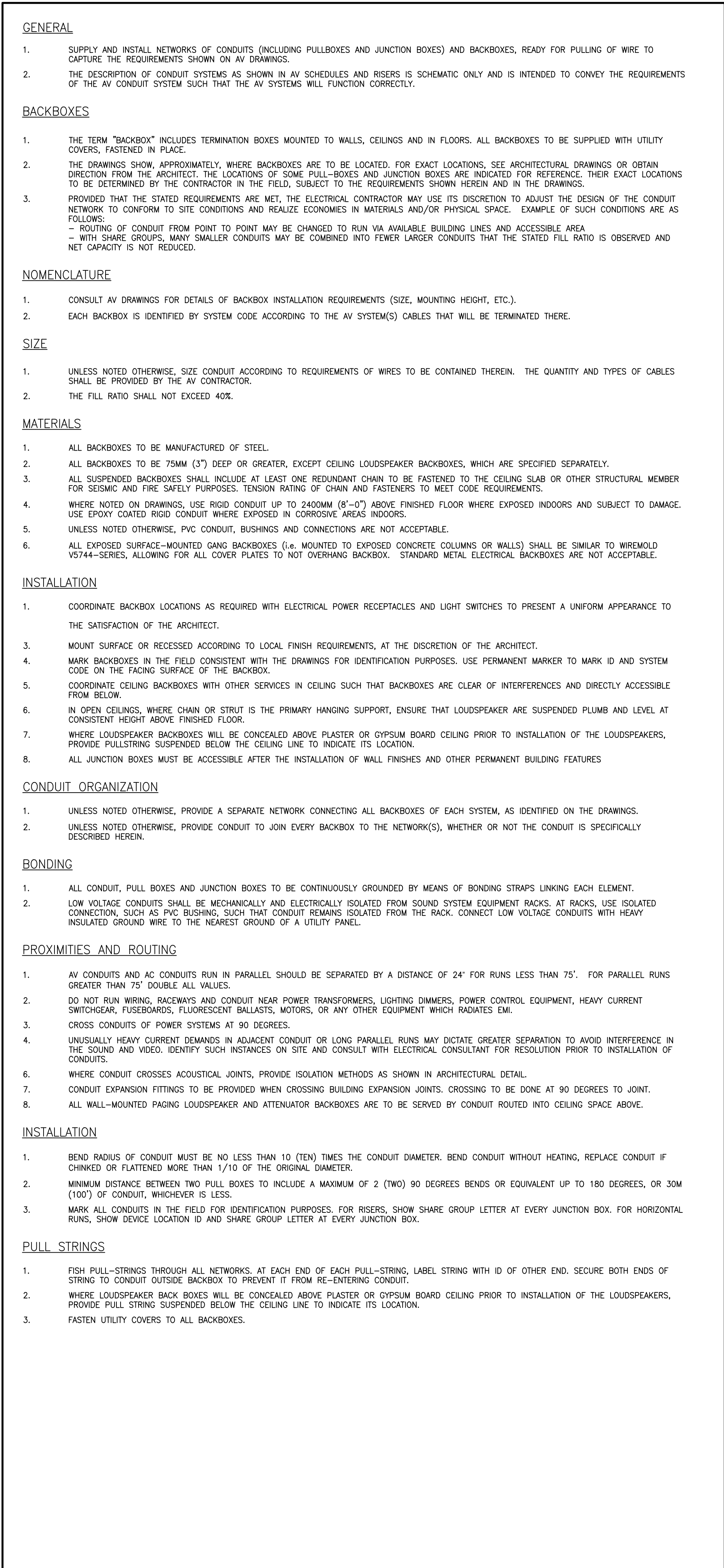
3 AUDIO-VISUAL CONDUIT SEPARATION CRITERIA  
SCALE: NTS



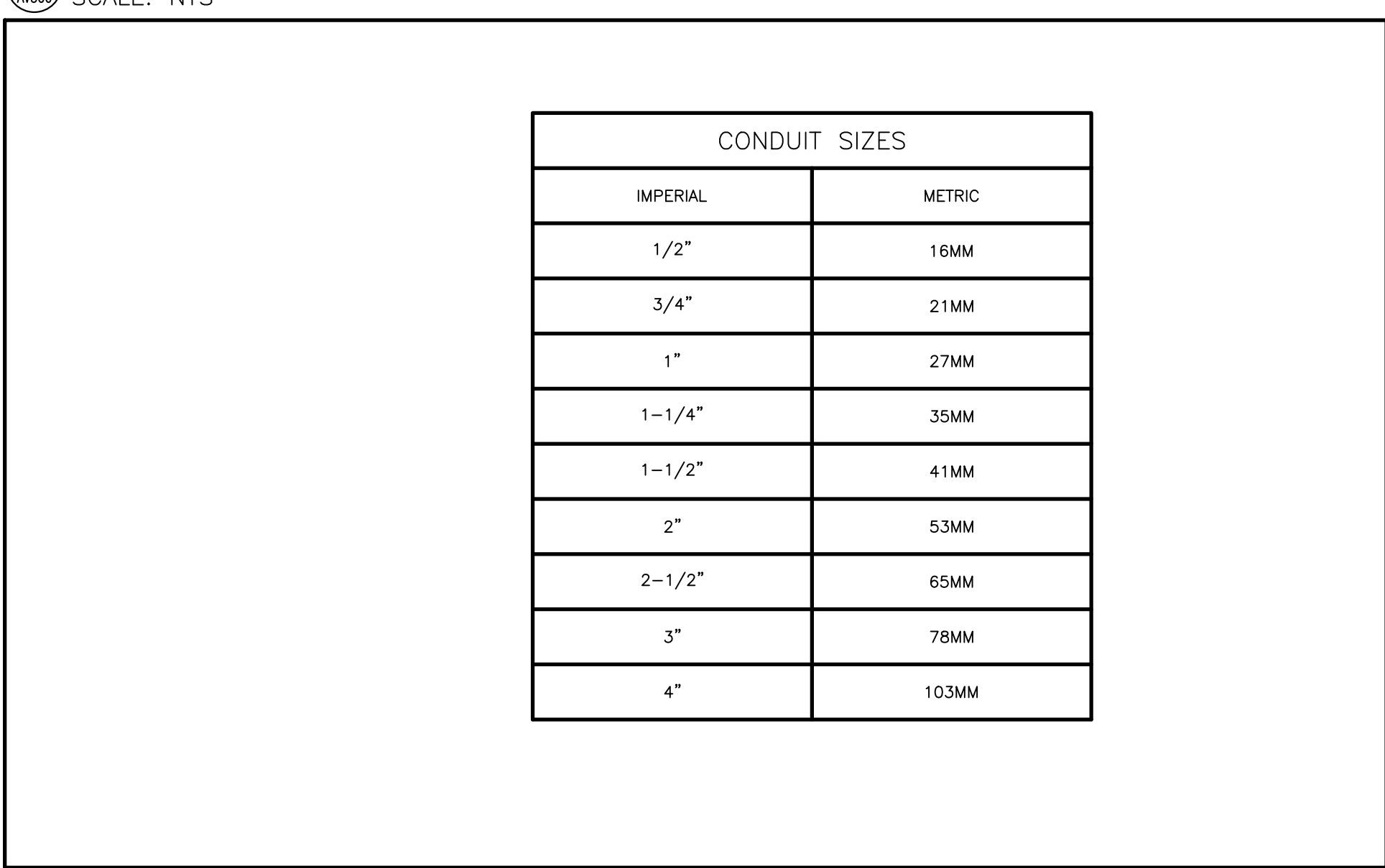
4 RISER DIAGRAM DEFINITION  
SCALE: NTS



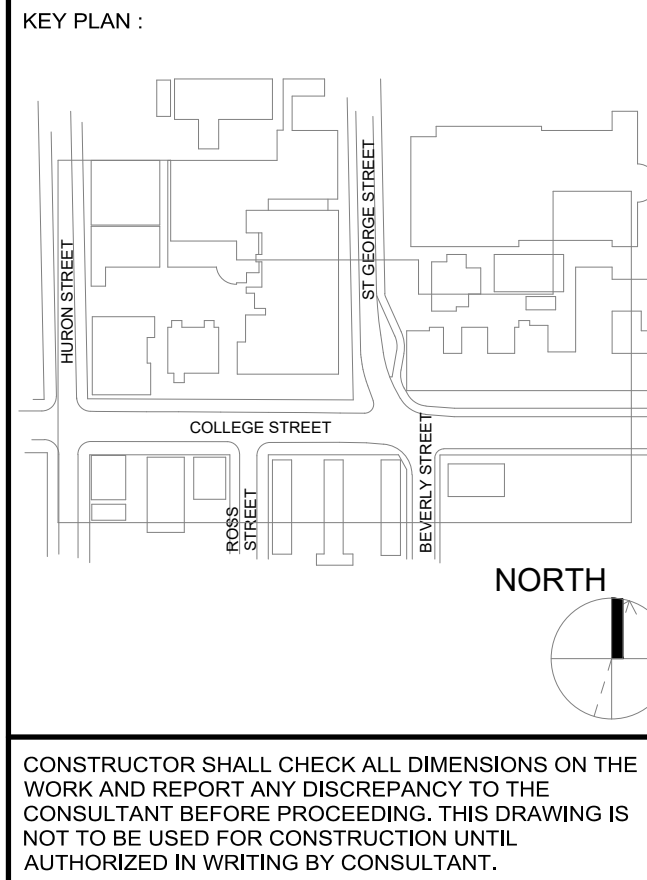
5 CONDUIT SIZES  
SCALE: NTS



1 AV CONDUIT AND BACKBOX NETWORK  
SCALE: NTS



2 CONDUIT SIZE CONVERSIONS  
SCALE: NTS



CONSTRUCTOR SHALL CHECK ALL DIMENSIONS ON THE WORK AND REPORT ANY DISCREPANCY TO THE CONSULTANT BEFORE PROCEEDING. THIS DRAWING IS NOT TO BE USED FOR CONSTRUCTION UNLESS AUTHORIZED IN WRITING BY CONSULTANT.

REVISION		
NO.	DATE	DESCRIPTION
1	25/01/31	ISSUED FOR REFERENCE

REVISION		
NO.	DATE	DESCRIPTION
1	25/01/31	ISSUED FOR REFERENCE

REVISION		
NO.	DATE	DESCRIPTION
1	25/01/31	ISSUED FOR REFERENCE

REVISION		
NO.	DATE	DESCRIPTION
1	25/01/31	ISSUED FOR REFERENCE

REVISION		
NO.	DATE	DESCRIPTION
1	25/01/31	ISSUED FOR REFERENCE

REVISION		
NO.	DATE	DESCRIPTION
1	25/01/31	ISSUED FOR REFERENCE

REVISION		
NO.	DATE	DESCRIPTION
1	25/01/31	ISSUED FOR REFERENCE

REVISION		
NO.	DATE	DESCRIPTION
1	25/01/31	ISSUED FOR REFERENCE

REVISION		
NO.	DATE	DESCRIPTION
1	25/01/31	ISSUED FOR REFERENCE

REVISION		
NO.	DATE	DESCRIPTION
1	25/01/31	ISSUED FOR REFERENCE

REVISION		
NO.	DATE	DESCRIPTION
1	25/01/31	ISSUED FOR REFERENCE

REVISION		
NO.	DATE	DESCRIPTION
1	25/01/31	ISSUED FOR REFERENCE

REVISION		
NO.	DATE	DESCRIPTION
1	25/01/31	ISSUED FOR REFERENCE

REVISION		
NO.	DATE	DESCRIPTION
1	25/01/31	ISSUED FOR REFERENCE

REVISION		
NO.	DATE	DESCRIPTION
1	25/01/31	ISSUED FOR REFERENCE

REVISION		
NO.	DATE	DESCRIPTION
1	25/01/31	ISSUED FOR REFERENCE

REVISION		
NO.	DATE	DESCRIPTION
1	25/01/31	ISSUED FOR REFERENCE

REVISION		
NO.	DATE	DESCRIPTION
1	25/01/31	ISSUED FOR REFERENCE

REVISION		
NO.	DATE	DESCRIPTION
1	25/01/31	ISSUED FOR REFERENCE

REVISION		
NO.	DATE	DESCRIPTION
1	25/01/31	ISSUED FOR REFERENCE

REVISION		
NO.	DATE	DESCRIPTION
1	25/01/31	ISSUED FOR REFERENCE

REVISION		
NO.	DATE	DESCRIPTION
1	25/01/31	ISSUED FOR REFERENCE

REVISION		
NO.	DATE	DESCRIPTION
1	25/01/31	ISSUED FOR REFERENCE

REVISION		
NO.	DATE	DESCRIPTION
1	25/01/31	ISSUED FOR REFERENCE

REVISION		
NO.	DATE	DESCRIPTION
1	25/01/31	ISSUED FOR REFERENCE

REVISION		
NO.	DATE	DESCRIPTION
1	25/01/31	ISSUED FOR REFERENCE

REVISION		
NO.	DATE	DESCRIPTION
1	25/01/31	ISSUED FOR REFERENCE

REVISION		
NO.	DATE	DESCRIPTION
1	25/01/31	ISSUED FOR REFERENCE

REVISION		
NO.	DATE	DESCRIPTION
1	25/01/31	ISSUED FOR REFERENCE

REVISION		
NO.	DATE	DESCRIPTION
1	25/01/31	ISSUED FOR REFERENCE

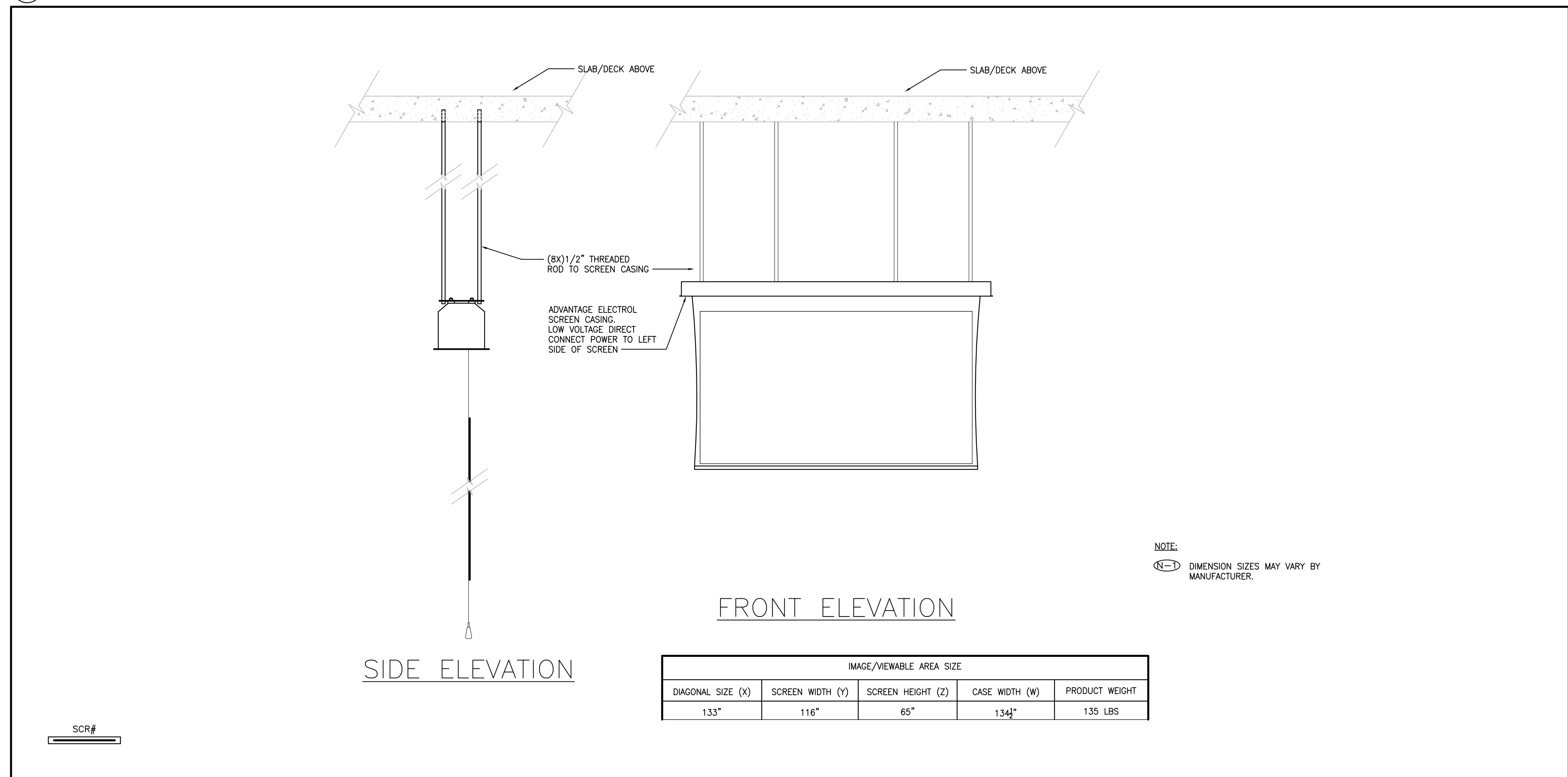

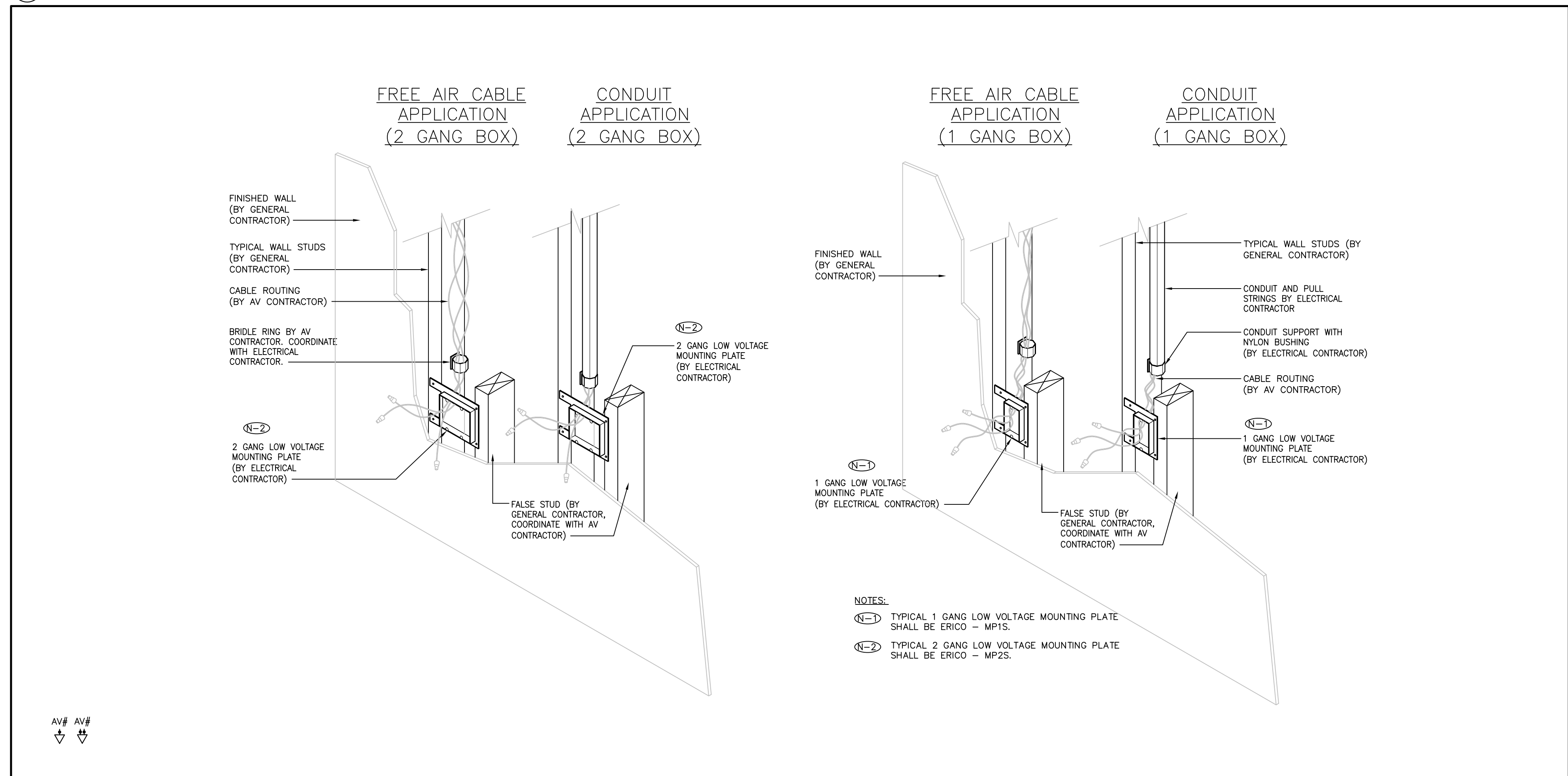
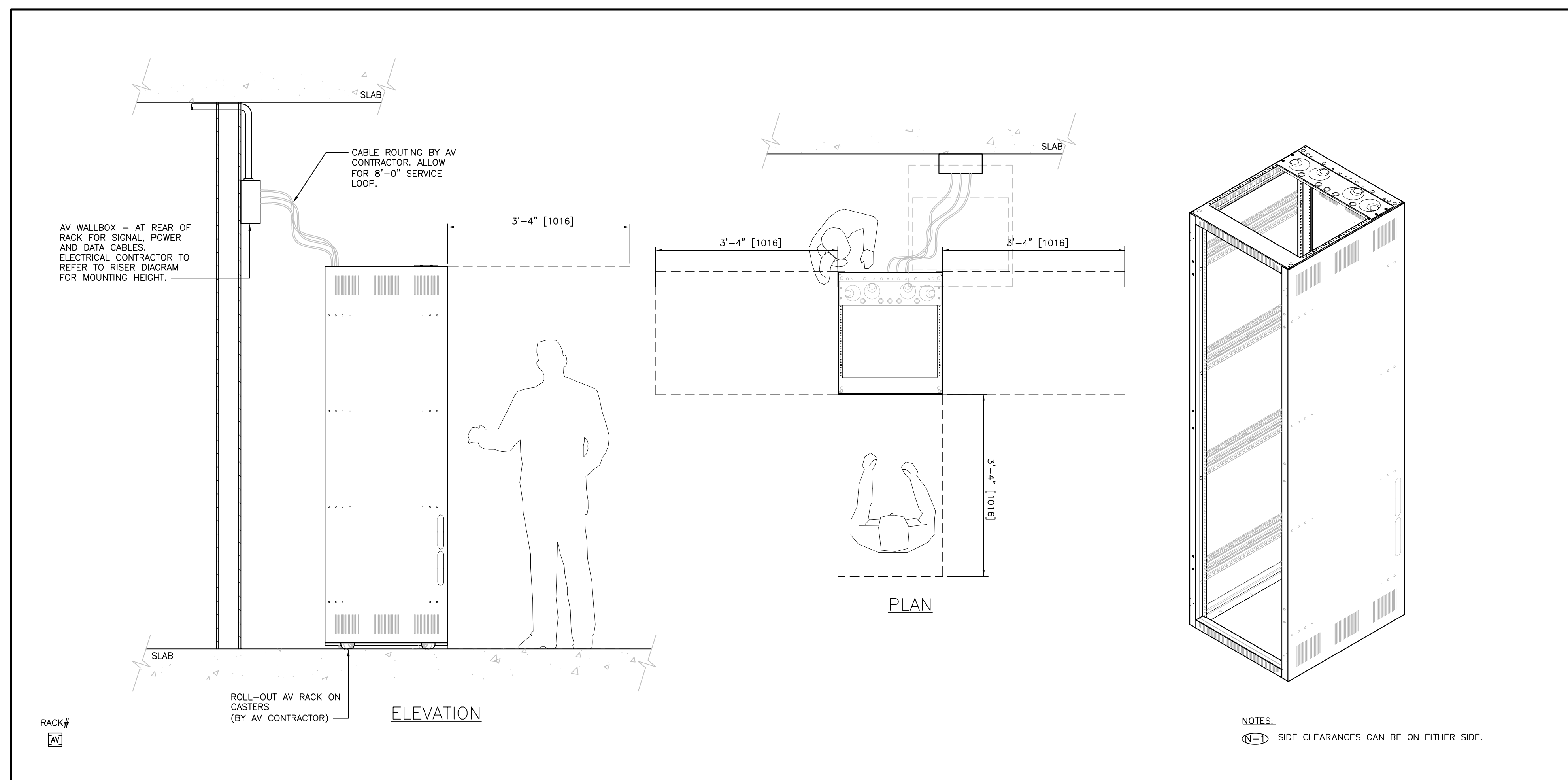
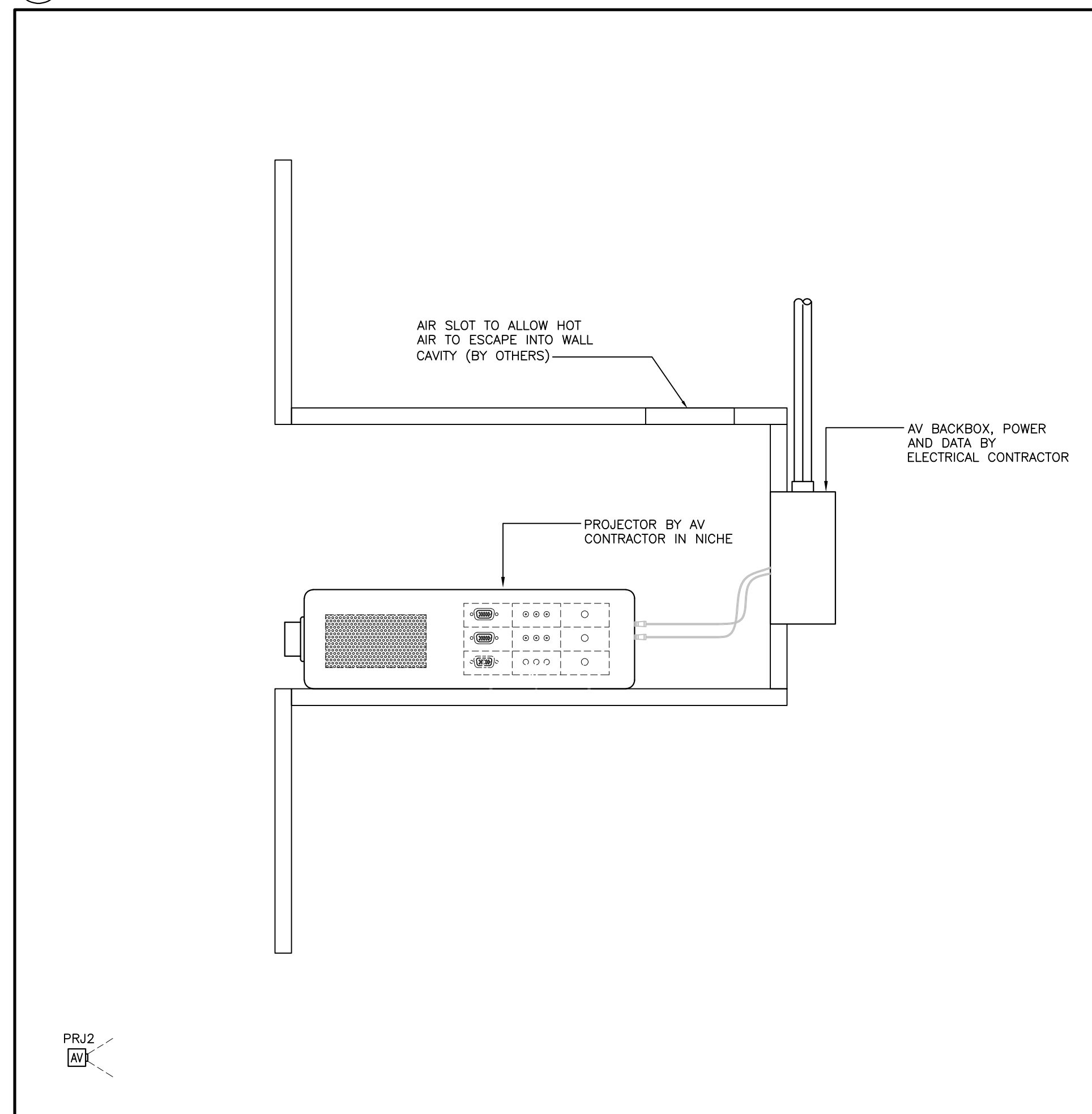

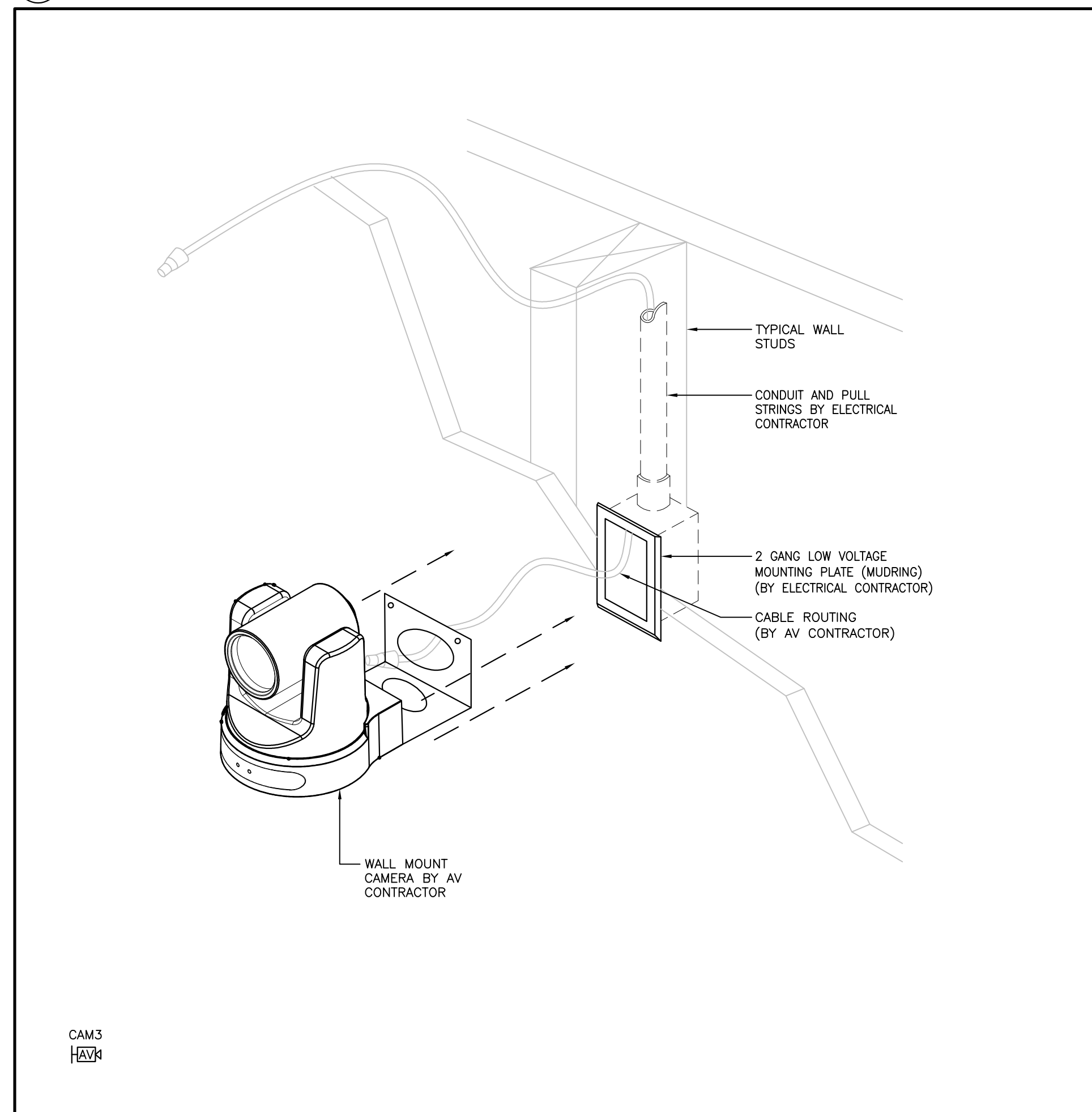
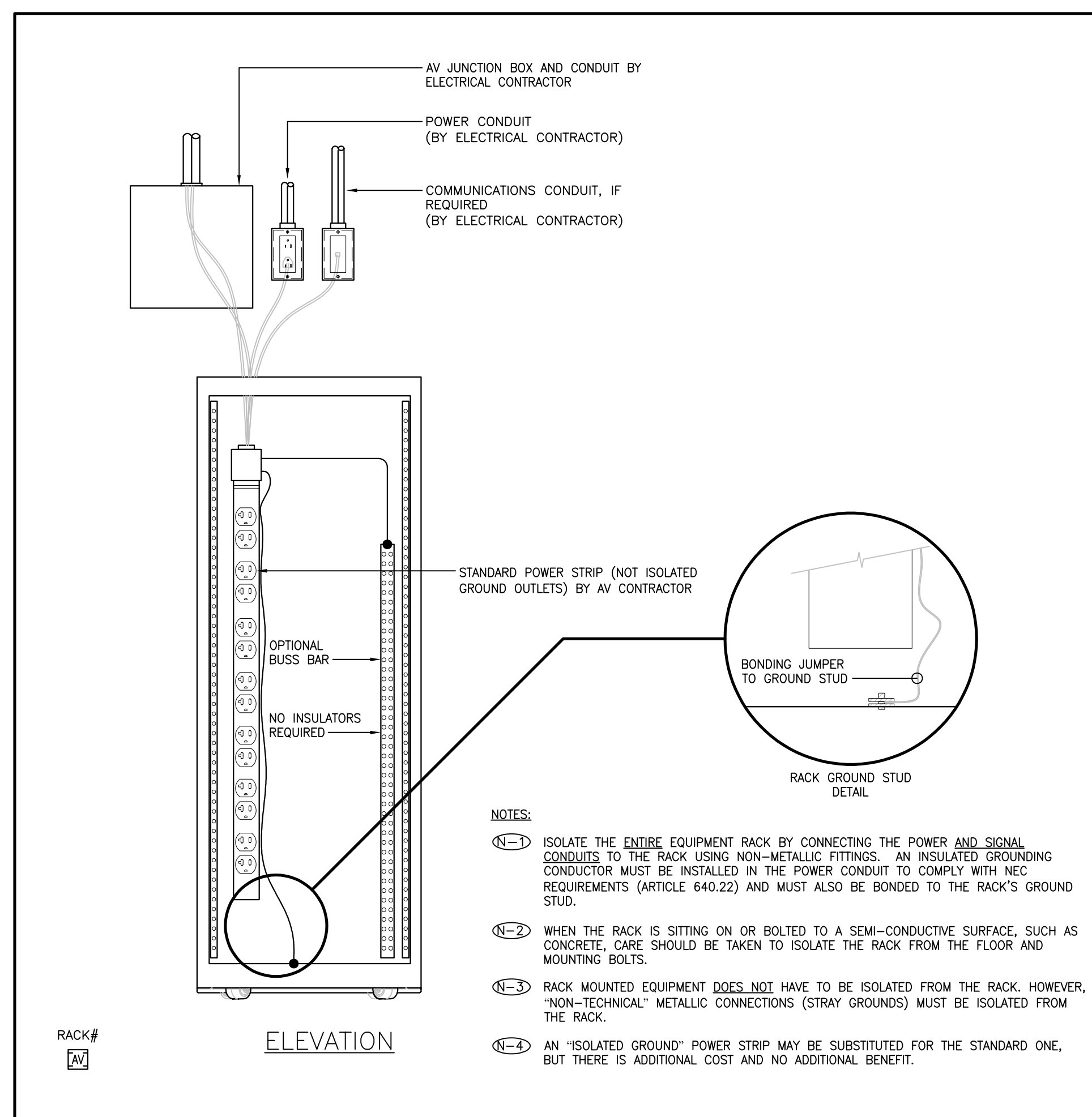
REVISION		
NO.	DATE	DESCRIPTION
1	25/01/31	ISSUED FOR REFERENCE

REVISION		
NO.	DATE	DESCRIPTION
1	25/01/31	ISSUED FOR REFERENCE



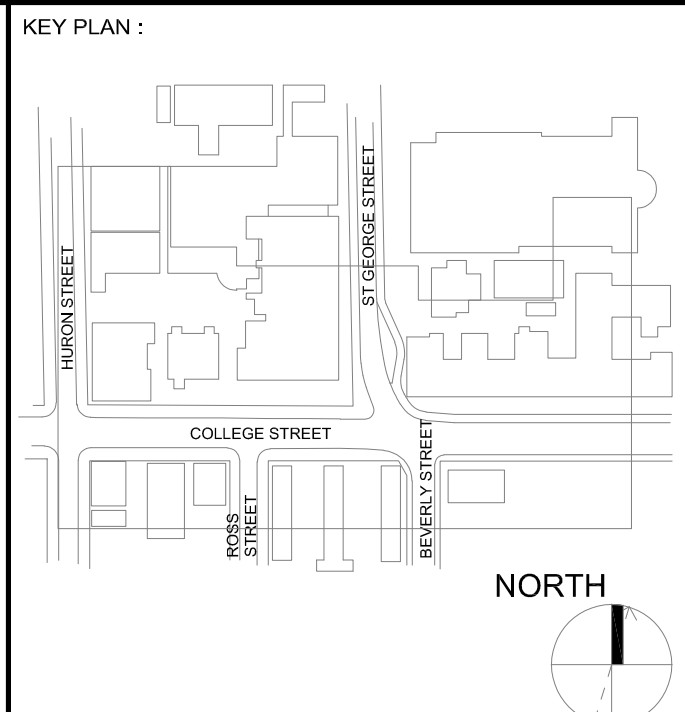






IMAGE/VIEWABLE AREA SIZE				
DIAGONAL SIZE (X)	SCREEN WIDTH (Y)	SCREEN HEIGHT (Z)	CASE WIDTH (W)	PRODUCT WEIGHT
133"	116"	65"	134"	135 LBS

**NOT FOR CONSTRUCTION**



CONSTRUCTOR SHALL CHECK ALL DIMENSIONS ON THE WORK AND REPORT ANY DISCREPANCY TO THE CONSULTANT BEFORE PROCEEDING. THIS DRAWING IS NOT TO BE USED FOR CONSTRUCTION UNTIL AUTHORIZED IN WRITING BY CONSULTANT.

REVISION		
NO.	DATE	DESCRIPTION
1	25/01/31	ISSUED FOR REFERENCE

## PROJECT CONTACT

NAME: PAT GALARDO  
TEL: 416 572 8503  
EMAIL: pat.galarbo@sniffendendensen.com

THIS DRAWING SHALL BE READ IN CONJUNCTION  
WITH THE AUDIOVISUAL SPECIFICATION SUBMITTED  
FOR THIS PROJECT.



**Smith + Andersen**  
1100 - 100 Sheppard Ave East, Toronto ON, M2N 6N5  
t 416 487 8151 smithandandersen.com

ENFORM  
architects

**ENFORM Architects Inc.**  
128A Sterling Road, Suite 302B  
Toronto, Ontario, Canada M5R 2B7  
t: 647-948-7523  
[www.enformarchitects.com](http://www.enformarchitects.com)

SEAL:

OWNER:

UNIVERSITY OF  
TORONTO

PROJECT:  
HEALTH AND WELLNESS  
CENTRE RENOVATION AT  
KOFFLER

214 COLLEGE ST,  
TORONTO, ON M5T 3A1

## AV DETAILS

PROJECT NUMBER :  
**21590.003**

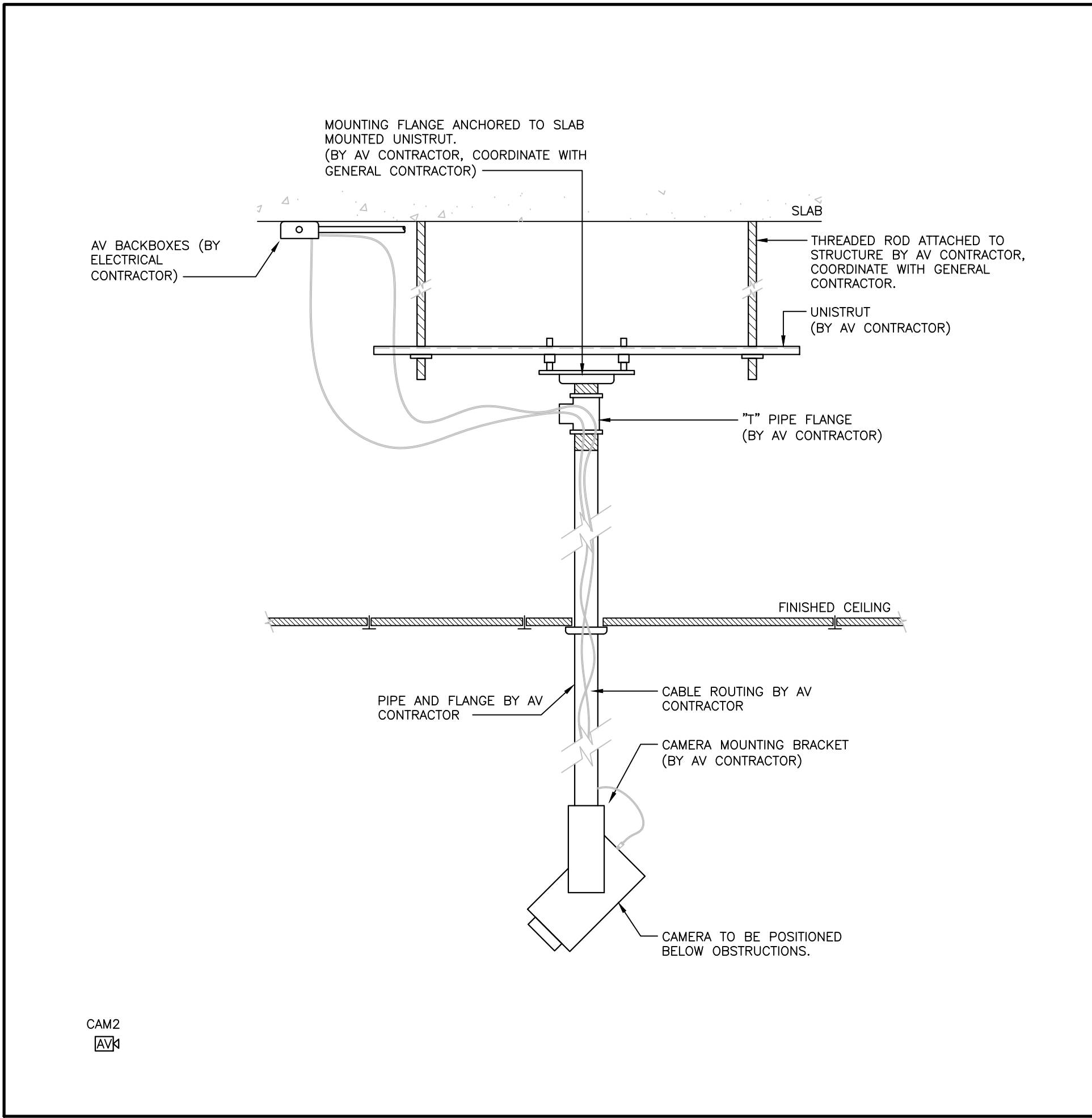
DRAWING SCALE :  
NTS

DRAWN BY :	CHECKED BY :	DATE:
NI	PG	

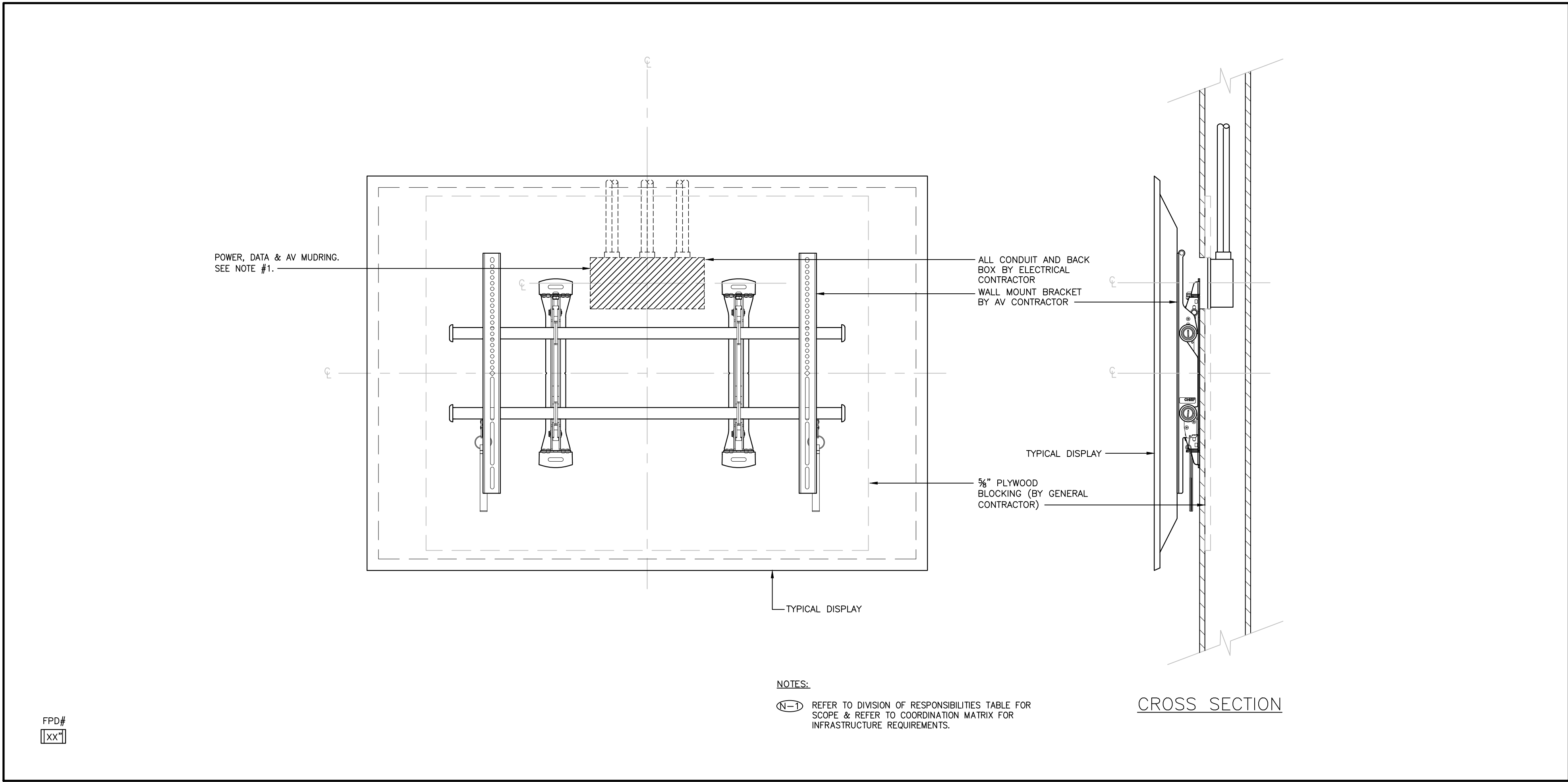
SHEET NO :		REV :
------------	--	-------

REV:

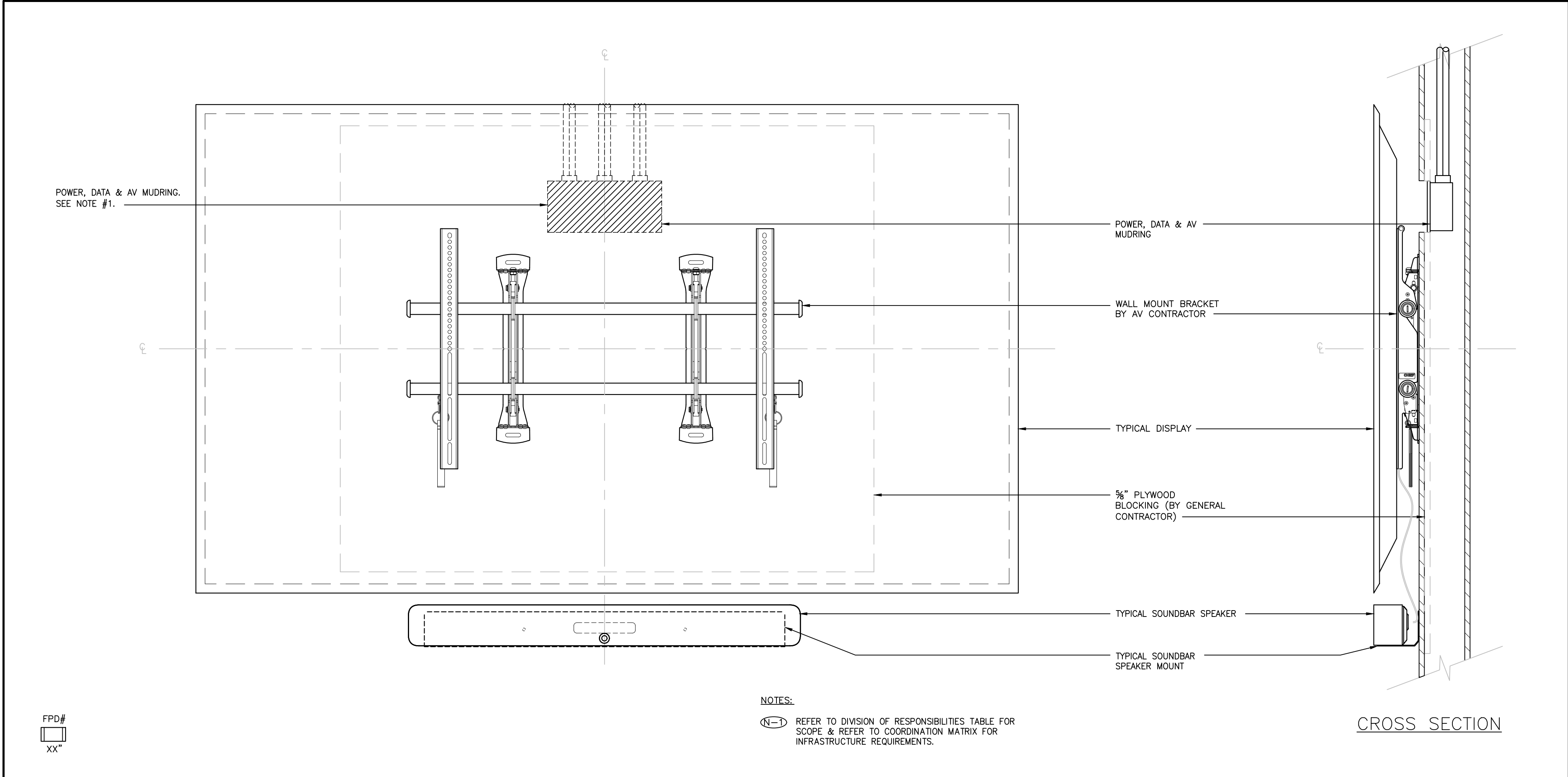




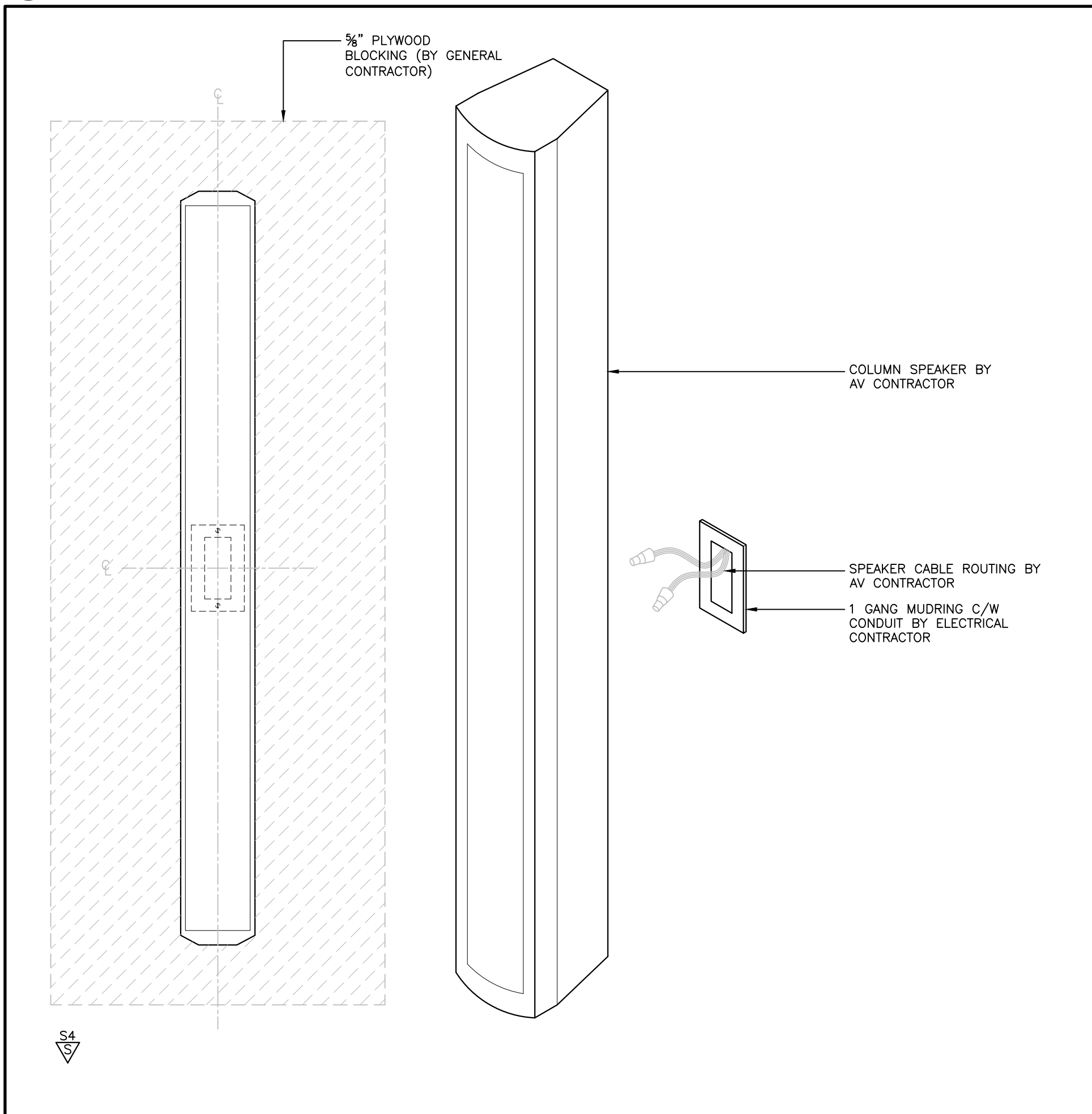
5. CEILING MOUNTED PRESENTER CAMERA  
SCALE: NTS



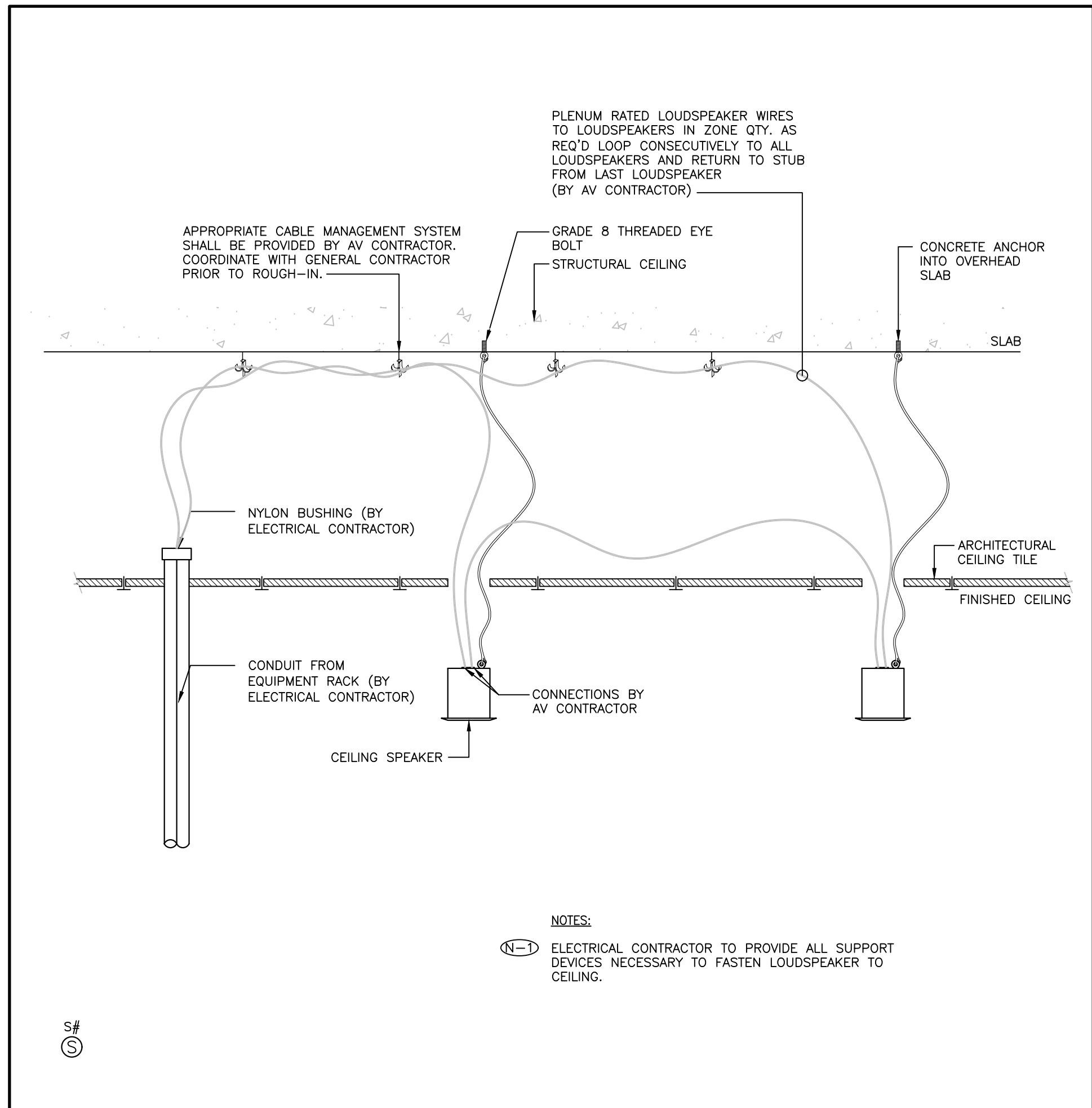
1. WALL MOUNT FLAT PANEL DISPLAY  
SCALE: NTS



2. WALL MOUNT DISPLAY W/ SOUND BAR  
SCALE: NTS



3. WALL MOUNT SPEAKER  
SCALE: NTS



3. CEILING SPEAKER INSTALLATION (STUBBED CONDUIT)  
SCALE: NTS

WRONG SPEAKER  
DETAIL  
ALL OF OUR  
SPEAKERS ARE  
CONDUIT NOT  
STUBBED

KEY PLAN :

CONSTRUCTOR SHALL CHECK ALL DIMENSIONS ON THE WORK AND REPORT ANY DISCREPANCY TO THE CONSULTANT BEFORE PROCEEDING. THIS DRAWING IS NOT TO BE USED FOR CONSTRUCTION UNITS. AUTHORIZED IN WRITING BY CONSULTANT.

REVISION		
NO.	DATE	DESCRIPTION
1	25/01/31	ISSUED FOR REFERENCE

PROJECT CONTACT

NAME: PAT GALARDO  
TEL: 416 572 8503  
EMAIL: pat.galaro@smithandandersen.com

THIS DRAWING SHALL BE READ IN CONJUNCTION WITH THE AUDIOVISUAL SPECIFICATION SUBMITTED FOR THIS PROJECT.

**Smith + Andersen**  
1100 - 100 Sheppard Ave. East, Toronto ON, M2N 6N6  
416-467-8101 smithandandersen.com

**ENFORM architects**  
ENFORM Architects Inc.  
1284 Blooring Road, Suite 302B  
Toronto, Ontario, Canada M8R 2B7  
416-593-7023  
www.enformarchitects.com

SEAL :

OWNER:

**UNIVERSITY OF TORONTO**

PROJECT  
**HEALTH AND WELLNESS CENTRE RENOVATION AT KOFFLER**

214 COLLEGE ST.  
TORONTO, ON M5T 3A1

SHEET CONTENTS :  
AV DETAILS

PROJECT NUMBER:  
**21590.003**

DRAWING SCALE:  
**NTS**

DRAWN BY :  
NL

CHECKED BY :  
PG

DATE:

SHEET NO :  
**AV401**

REV: