

**Architects in Joint Venture for the
Metro Fire Hall and Day Care**

Diamond Schmitt Architects
384 Adelaide Street West, Suite 100
Toronto, ON M5V 1R7

t: 416 862 8800

www.dsai.ca
info@dsai.ca

Salter Pilon Architecture Inc
151 Ferris Lane, Suite 400
Barrie, ON L4M 6C1

t: 705.737.3530

www.salterpilon.com
info@salterpilon.com

To:	Commercial Real Estate Management, City of Toronto Metro Hall 2nd floor 55 John Street Toronto ON M5V 3C6	Addendum No:	05
		Project No:	21025 211018
Attention:	Bonita Lee	File No:	6-2-1
		Date:	November 28, 2024
		Pages (with cover):	22
Project:	Metro Hall Toronto Early Learning Child Care Centre	Delivery:	Electronic

The following information supplements and/or supersedes the bid documents issued on September 27, 2024.

This Addendum forms part of the contract documents and is to be read, interpreted and coordinated with all other parts. The cost of all contained herein is to be included in the contract sum. The following revisions supersede the information contained in the original drawings and specifications issued for the above-named project to the extent referenced and shall become part thereof. Acknowledge receipt of this Addendum by inserting its number and date on the Tender Form. Failure to do so may subject the bidder to disqualification.

Title

1.1 Addendum No. 05

2.0 References

2.1 Revised architectural drawings C-A010, C-A011, C-A013 (3 sheets) dated 28 November 2024.

2.2 Refer to attached Project Manual – Volume 1 sections (7 pages) dated 28 November 2024:

.1 Section 12 93 00 – Exterior Site Furnishings (3 pages) dated 28 November 2024.

.2 Revised “Metro Hall - Furniture, Fixture, & Equipment Responsibility Matrix” (3 pages) dated 28 November 2024.

2.3 Refer to attached Mechanical addendum **ADD-M3 (1 cover page and 3 drawings), dated 25 November 2024.**

2.4 Refer to attached Audiovisual addendum **AV01 (1 cover page and 4 drawings), dated 28 November 2024.**

2.5 Refer to revised landscape drawings (2 pages) dated November 24, 2024.

3.0 Description

3.1 Revised architectural drawings:

1. C-A010:

1. 2/C-A010:
 1. Revised drawing to show extent of paving by landscape as indicated.

2. C-A011:

1. 1/C-A011:
 1. Revised drawing to show extent of paving by landscape as indicated.

3. C-A013:

1. 1/C-A013:
 1. Revised notes for wood fence

- assembly as indicated.
- 2. 2/C-A013:
 - 1. Revised notes for wood fence assembly as indicated.

3.2 Project Manual – Volume 1:

- 1. Section 12 93 00:
 - 1. Revise section as indicated.
 - 2. Revised “Metro Hall - Furniture, Fixture, & Equipment Responsibility Matrix”:
 - 1. DELETE exterior wood types WDE3A and WDE3B from the scope of work.

3.3 Mechanical addendum ADD-M3:

- 1. Refer to addendum enclosed for clarifications and/or revisions herein.

3.4 Audiovisual addendum AV01:

- 1. Refer to addendum enclosed for clarifications and/or revisions herein.

3.5 Revised landscape drawings:

- 1. L1: revise tree protection plan to clarify scope of work.
- 2. L2: revise detail 3 as indicated.


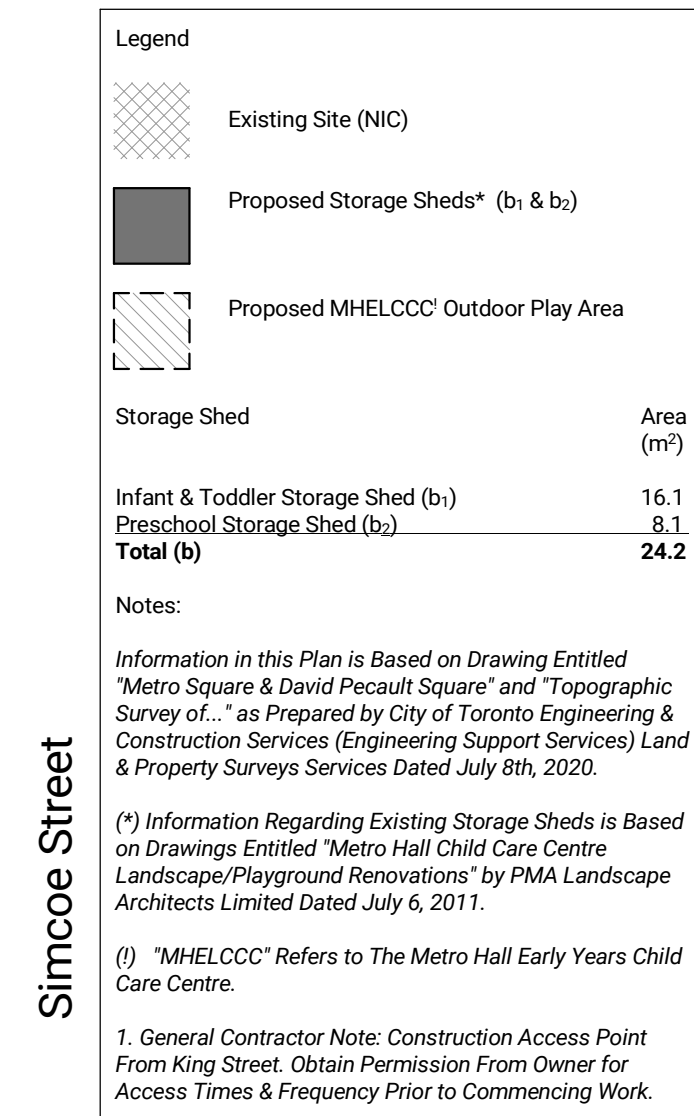
[End of Addendum]

Attachments:

Cover (2 pages)
Revised architectural drawings (3 sheets)
Revised project manual sections (4 pages)
Mechanical addendum ADD-M3 (4 pages)
Electrical addendum ADD-AV01 (5 pages)
Revised landscape drawings (2 sheets)

Per: Harvey Wu
Diamond Schmitt Architects

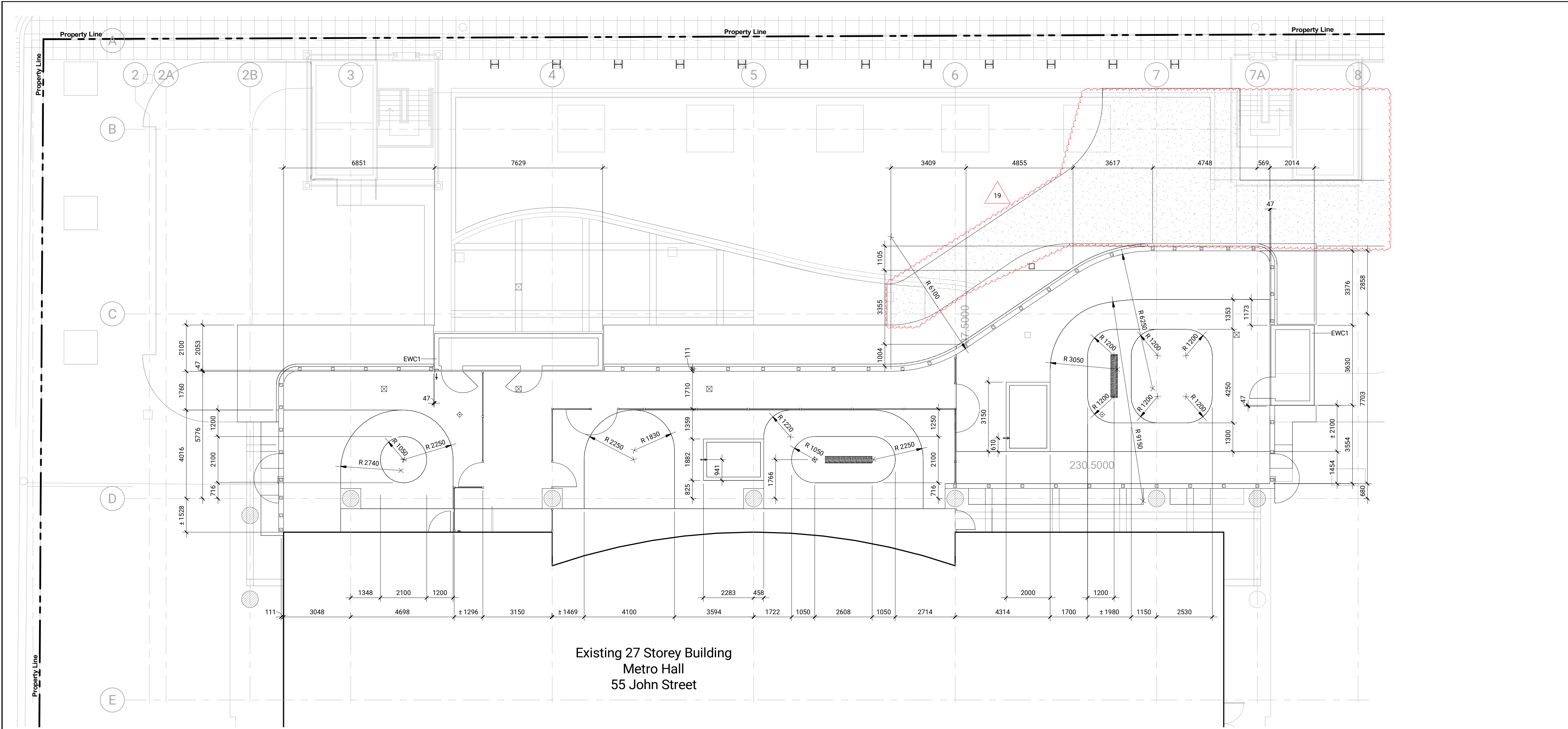
Copied: Ryan Stitt	Salter Pilon
Brandon Bortolucci	Salter Pilon
David Dow	Diamond Schmitt
Laura Hutchinson	Diamond Schmitt




NTS	C-A010
-----	--------



Contractor Must Check & Verify all Dimensions on the Job.
Do Not Scale Drawings.
All Drawings, Specifications and Related Documents are the Copyright Property of the Architect and Must Be Returned Upon Request. Reproduction of Drawings, Specifications and Related Documents in Part or in Whole is Forbidden Without the Written permission of the Architect.
This Drawing is Not to be Used for Construction Until Signed by the Architect.

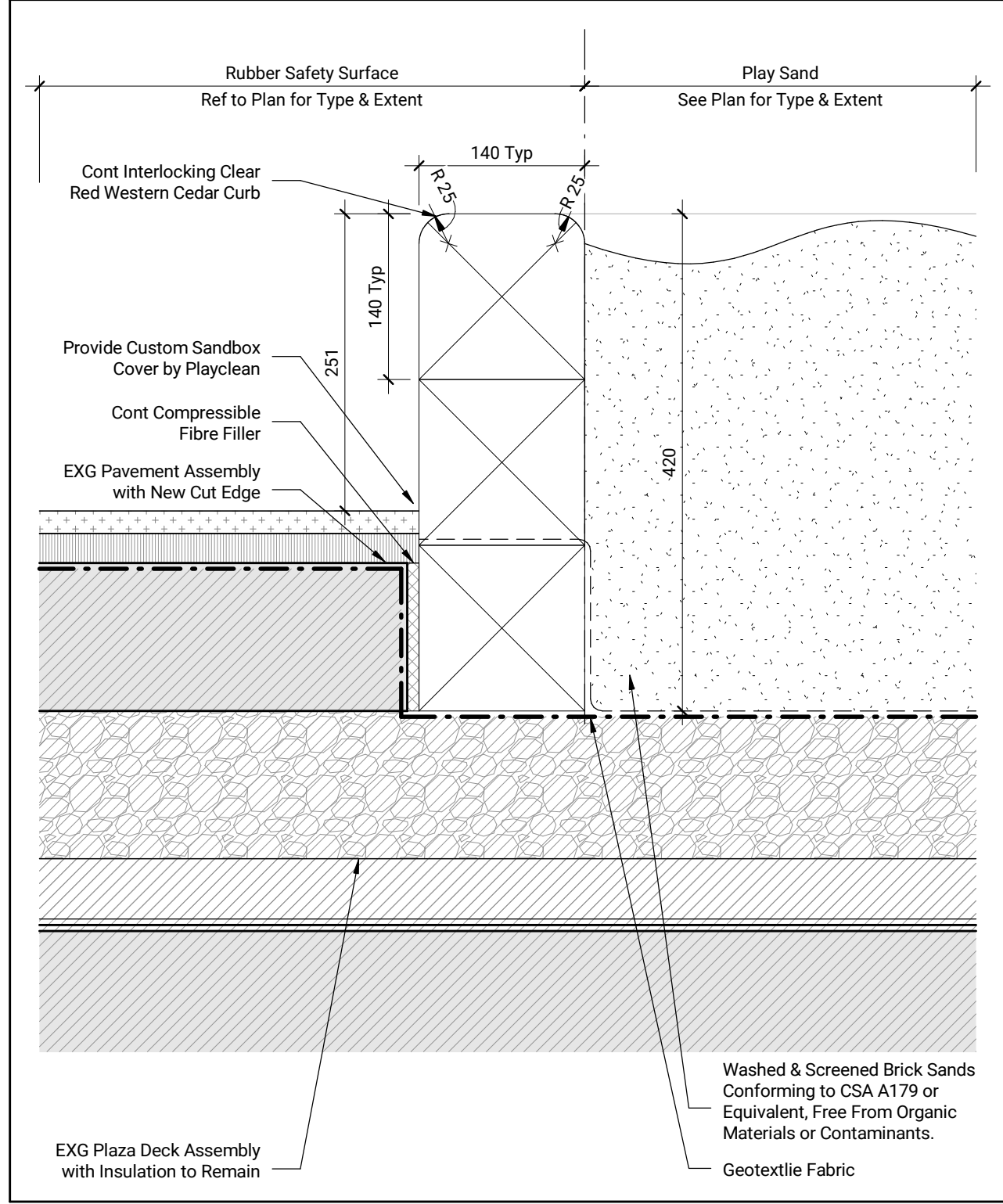


Existing 27 Storey Building
Metro Hall
55 John Street

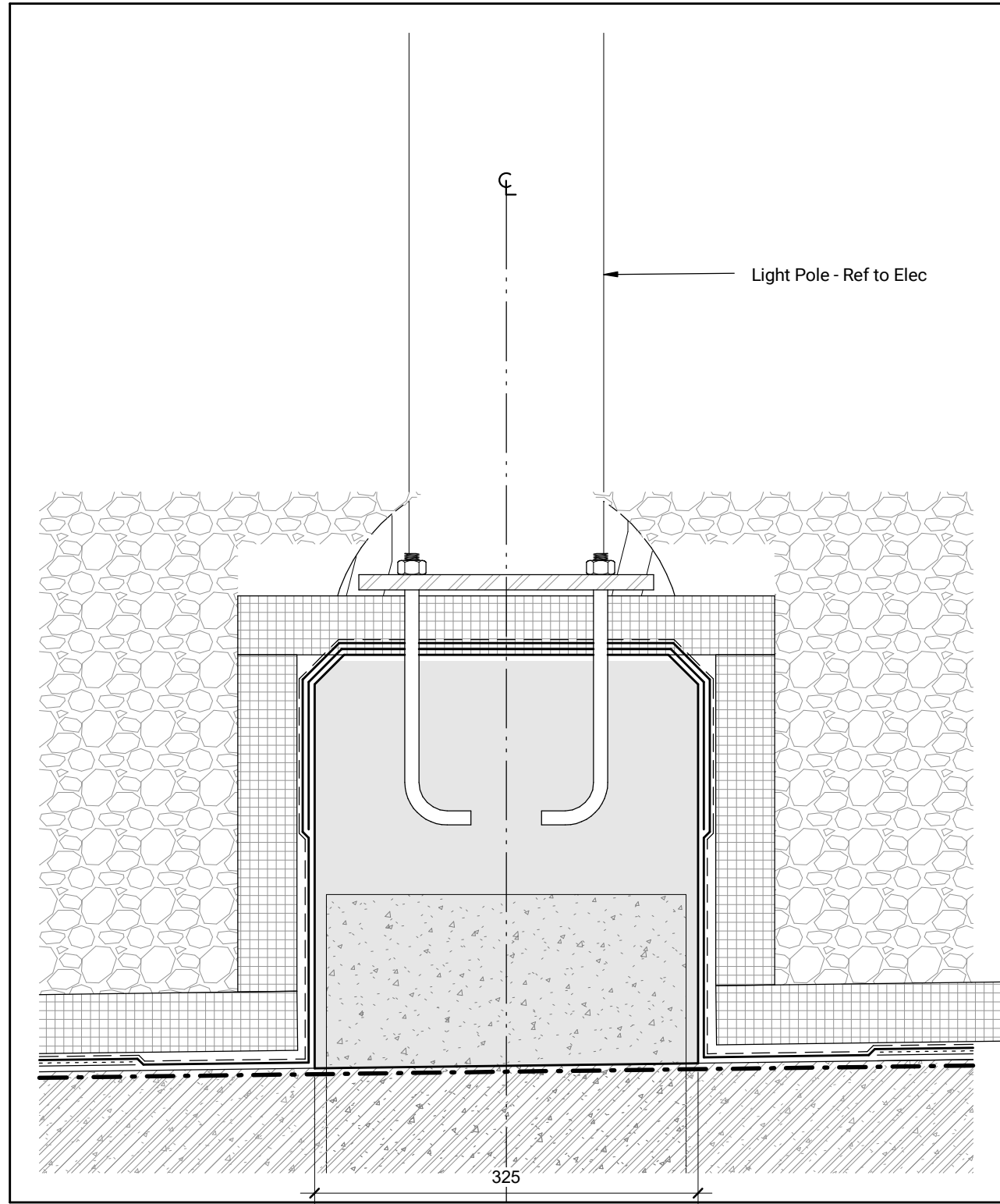


MHLC-Playground Layout Plan
1:100 (C-A011)


Landscape Types		
TYPE	ASSEMBLY	DESCRIPTION
WDE2		Wood Deck Assembly 21mm x 240mm Deck Boards Step-Clip Strips 38mm x 30mm Pressure Treated Strapping at Min 457mm OC Plastic Deck Pedestals with Joint Caps Existing Gravel Substrate - Re-Level Surface
RSS#		Rubber Safety Surface 10mm Safety Surface Buffer (Depth per Manufacturer's Requirements) Filter Fabric Existing Gravel Substrate - Re-Level Surface
RSS#		Rubber Safety Surface 10mm Safety Surface Buffer (Depth per Manufacturer's Requirements) Filter Fabric Existing Gravel Substrate - Re-Level Surface
TRF		Landscape Turf Landscape Turf Backer Filter Fabric New Gravel Substrate as Required to Achieve Finished Grades Existing Gravel Substrate



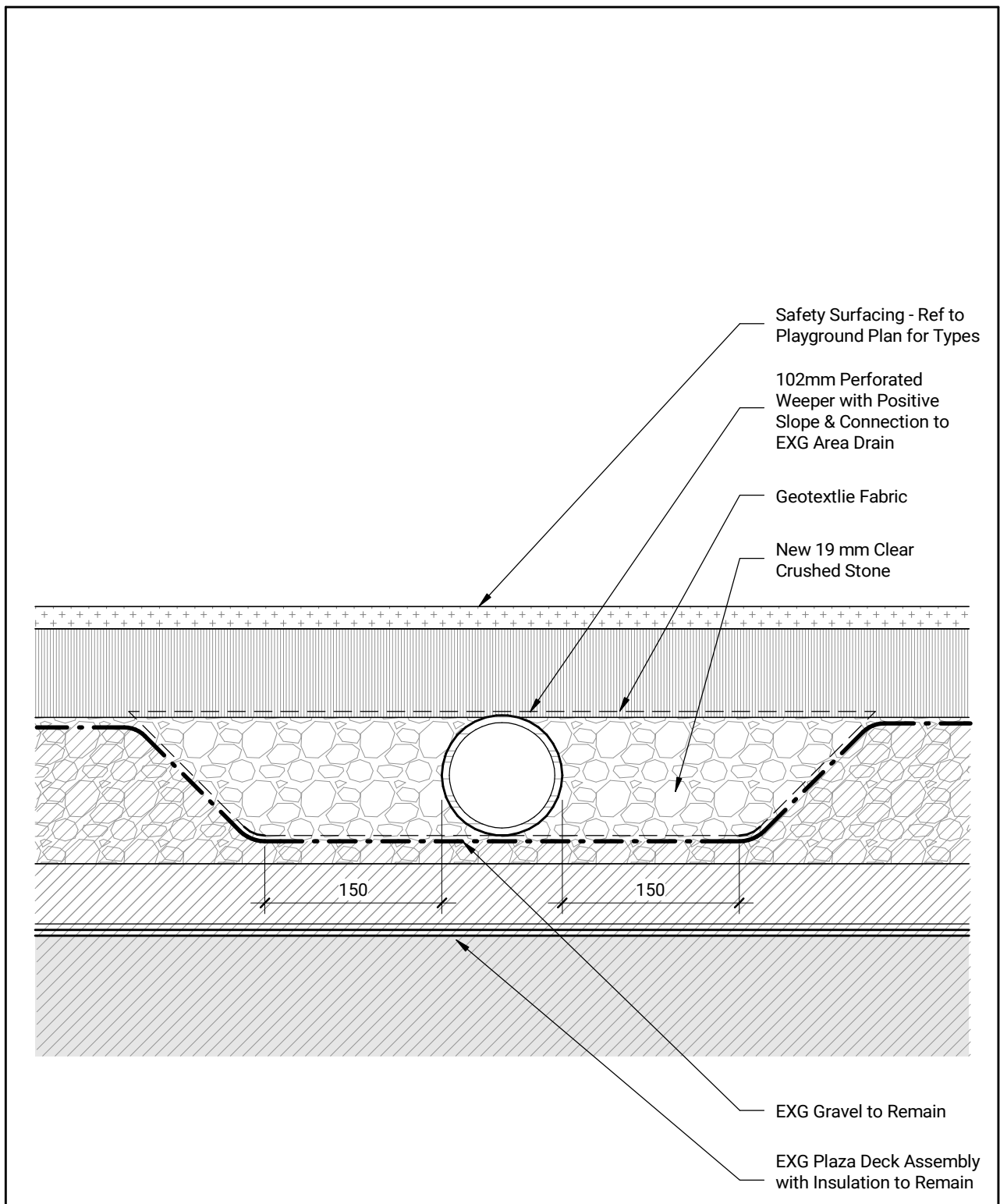
Site Detail - Play Sand at High Curb
1:5 (C-A011)



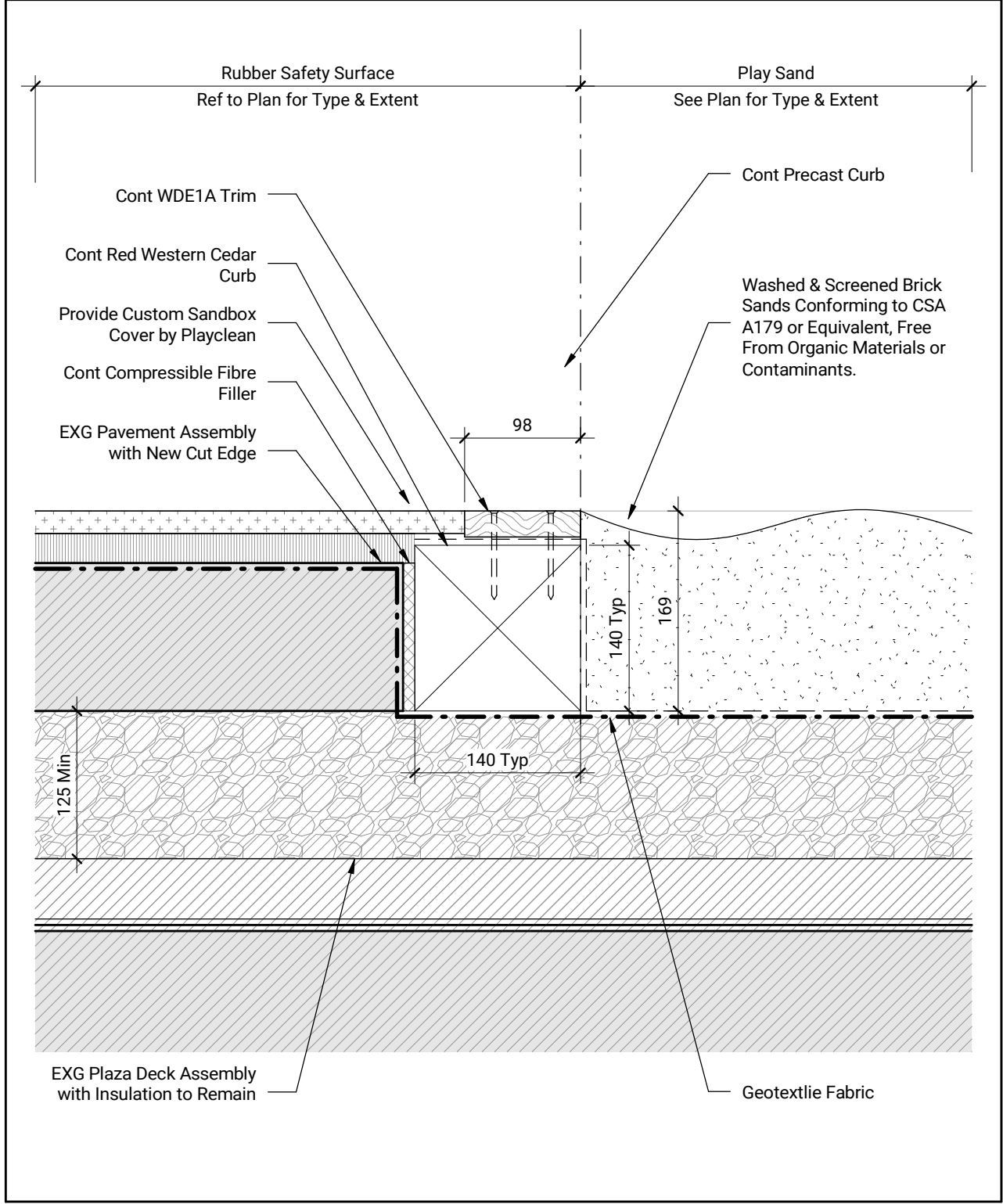
Light Pole Base
1:5 (C-A011)



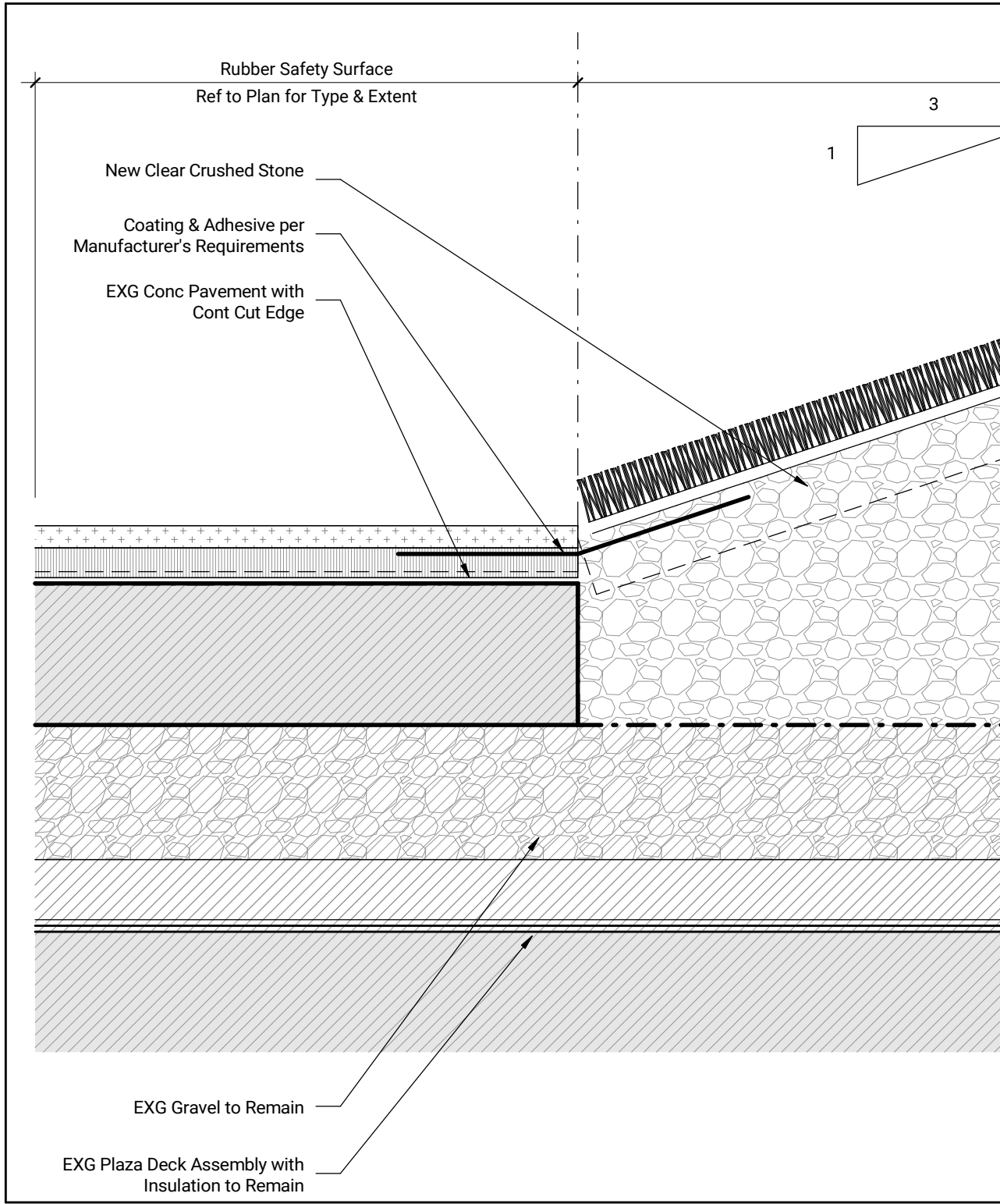
Site Detail - Deck Cross-Section
1:5 (C-A011)



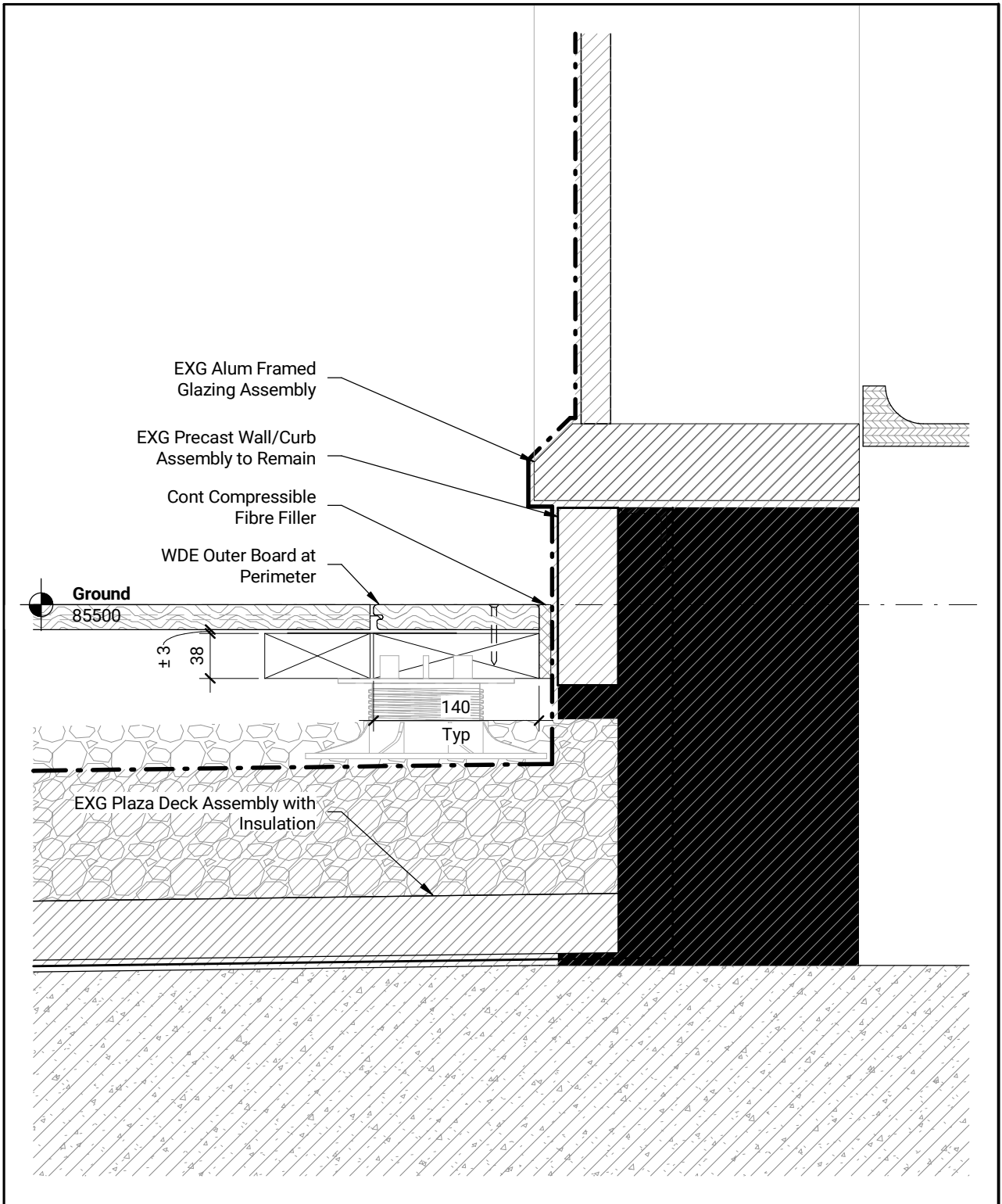
Site Detail - Perforated Weeper
1:5 (C-A011)



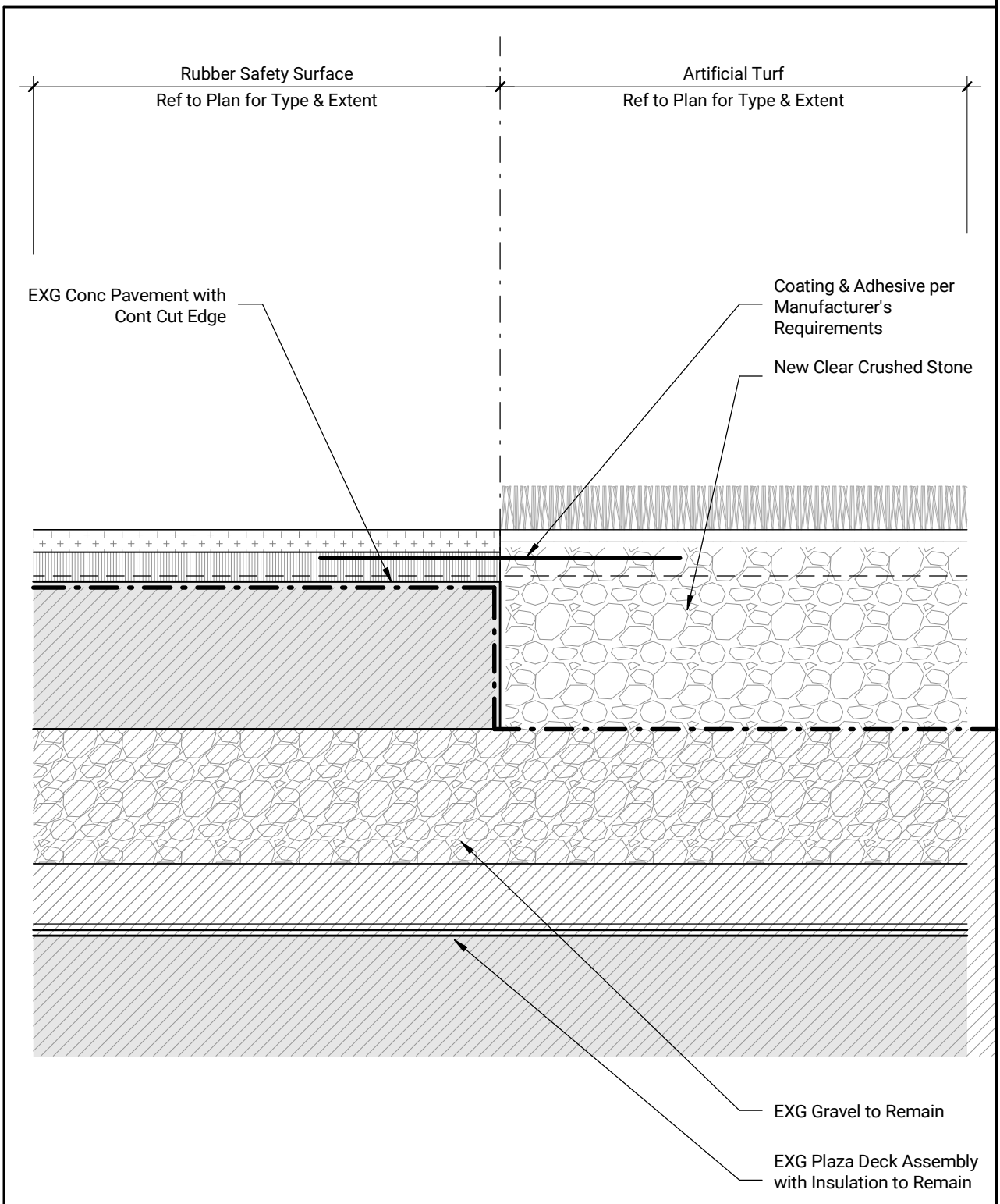
Site Detail - Play Sand at Flush Curb
1:5 (C-A011)



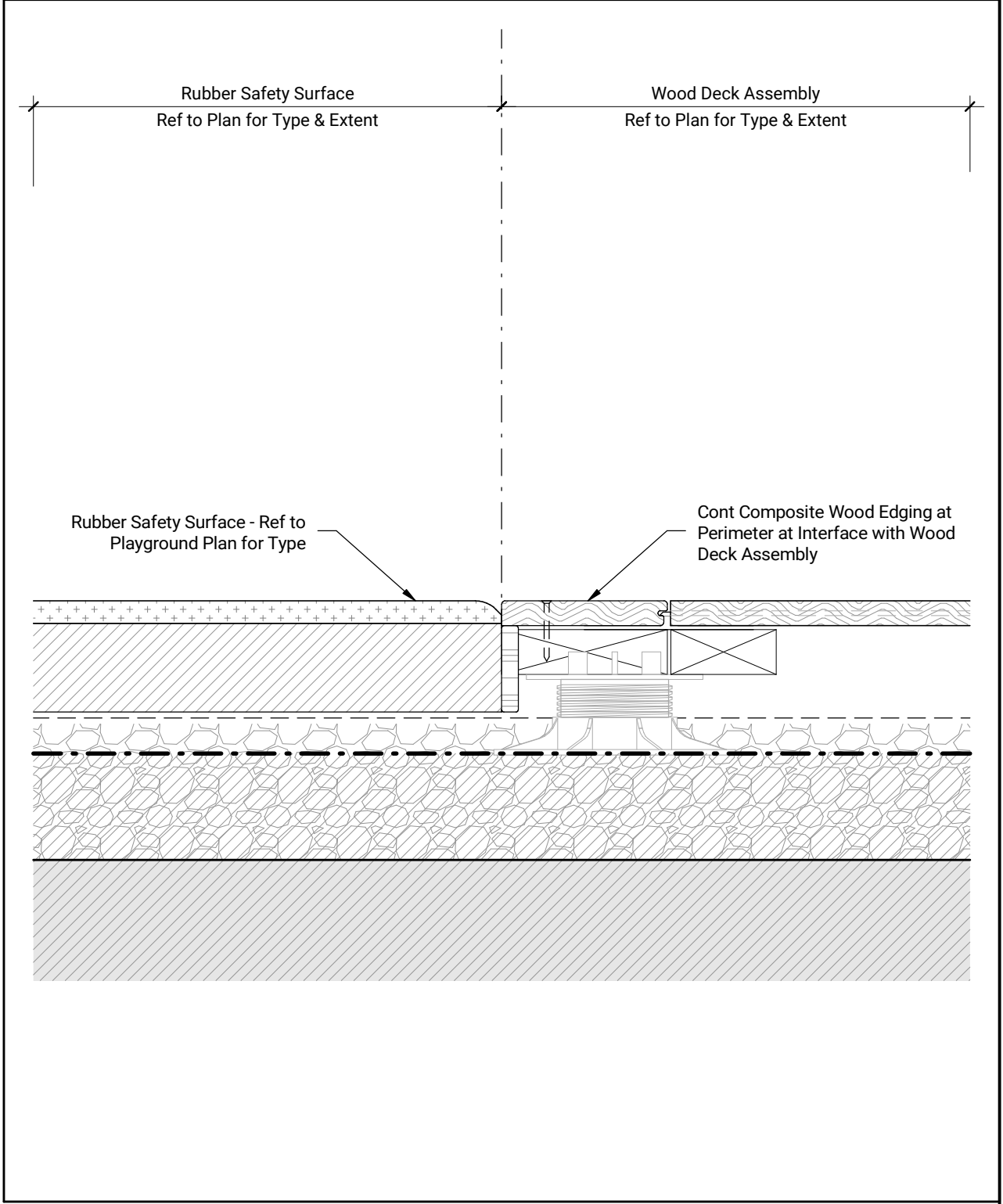
Site Detail - Contoured Landscape Turf
1:5 (C-A011)



Site Detail - Deck at Wall
1:5 (C-A011)



Site Detail - Landscape Turf Edge
1:5 (C-A011)



Site Detail - Safety Surfacing at Deck
1:5 (C-A011)

No.	Date	Description	ISSUE
4	17 MAR 23	Issued for Class C Costing	D
5	21 APR 23	Issued for 75% Design Review	
7	20 JUL 23	Issued for 95% Design Review	
11	23 FEB 24	Issued for 100% Final Design Package	
12	08 JUL 24	Revised for 100% Final Design Package	
14	18 JUL 24	Issued for ELCOC Building Permit	
19	28 NOV 24	Issued for Addendum No. 5	

NOT FOR
CONSTRUCTION

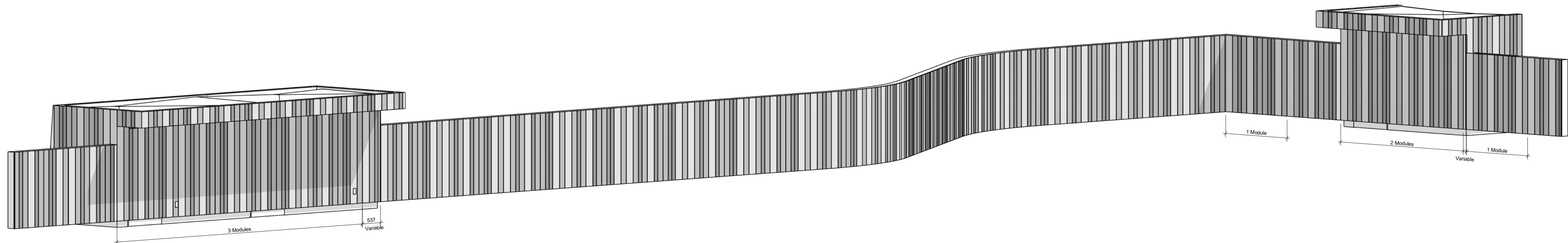
Contractor Must Check & Verify all Dimensions on the Job.
Do Not Scale Drawings.
All Drawings, Specifications and Related Documents are the Copyright Property of the Architect and Must be Released Upon Request. Reproduction of Drawings, Specifications and Related Documents in Part or in Whole is Forbidden Without the Written permission of the Architect.
This Drawing is Not to be Used for Construction Until Signed by the Architect.

TORONTO
Metro Hall Fire Station &
Early Years Child Care Centre
Renovation


55 John Street
Toronto ON
M5V 3C5
2101018-21025

Playground Details
As indicated

C-A011



Isometric Illustration - Playground Fence

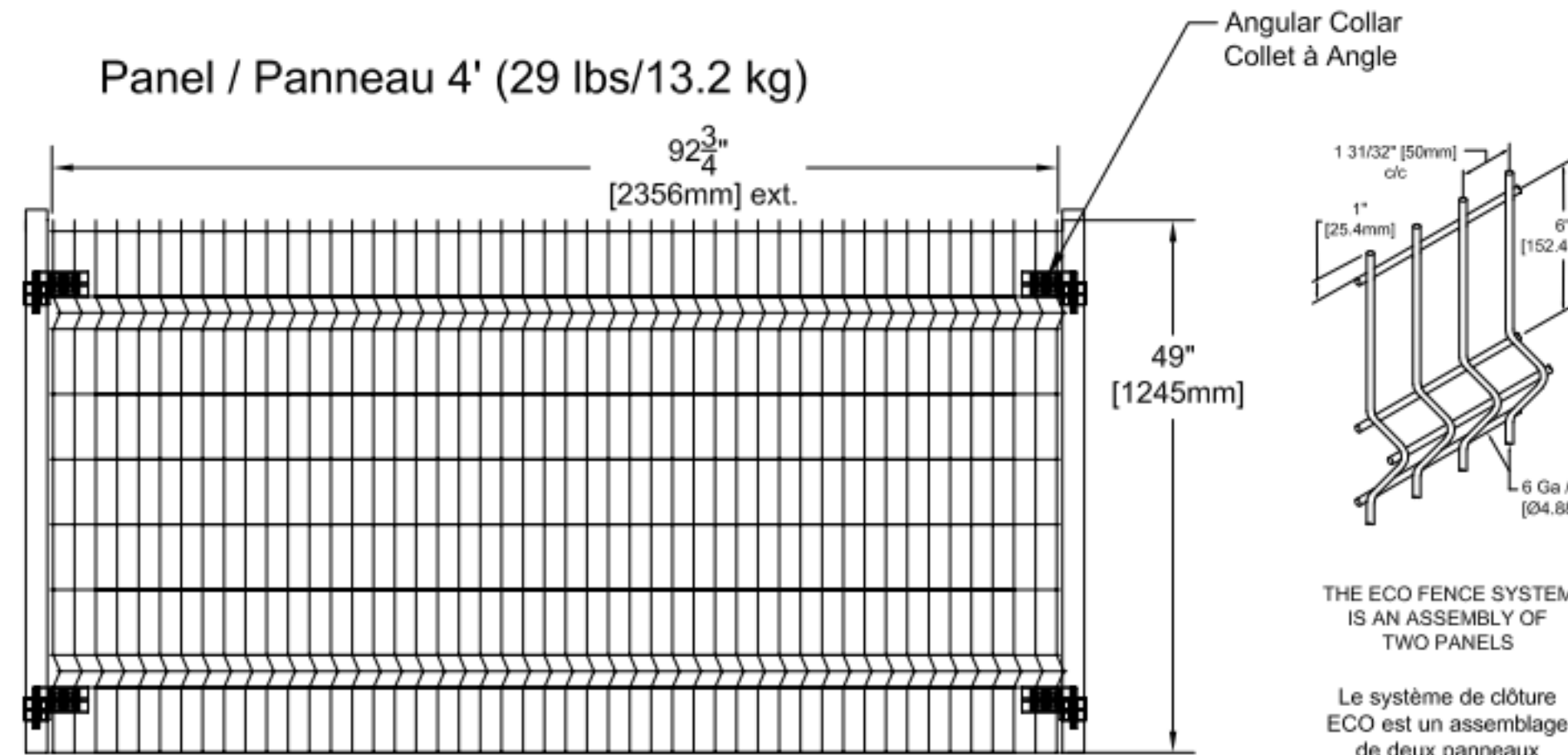


Elevation - Fence Vertical Boards

No.	Date	Description	ISSUE
4	17 MAR 23	Issued for Class C Coating	D
5	21 APR 23	Issued for 75% Design Review	
7	20 JUL 23	Issued for 95% Design Review	
11	23 FEB 24	Issued for 100% Final Design Package	
12	08 JUL 24	Revised for 100% Final Design Package	
14	18 JUL 24	Issued for ELOCC Building Permit	
19	28 NOV 24	Issued for Addendum No. 5	

OMEGA ECO PANELS MOUNTED ON SQUARE POSTS (HEIGHT 4' H)

Panneaux Omega ECO sur poteaux carrés (grandeur 4' H)

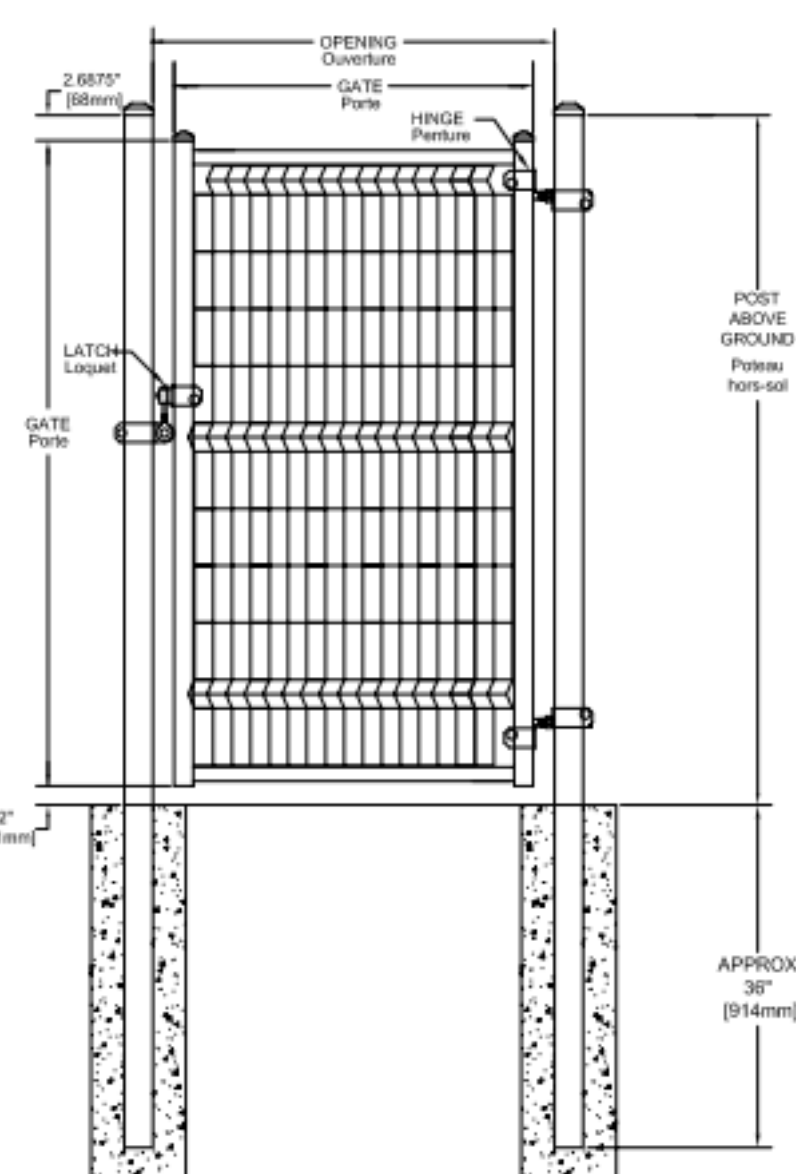


OMEGA ARCHITECTURAL SINGLE SWING GATE MODEL GPM20

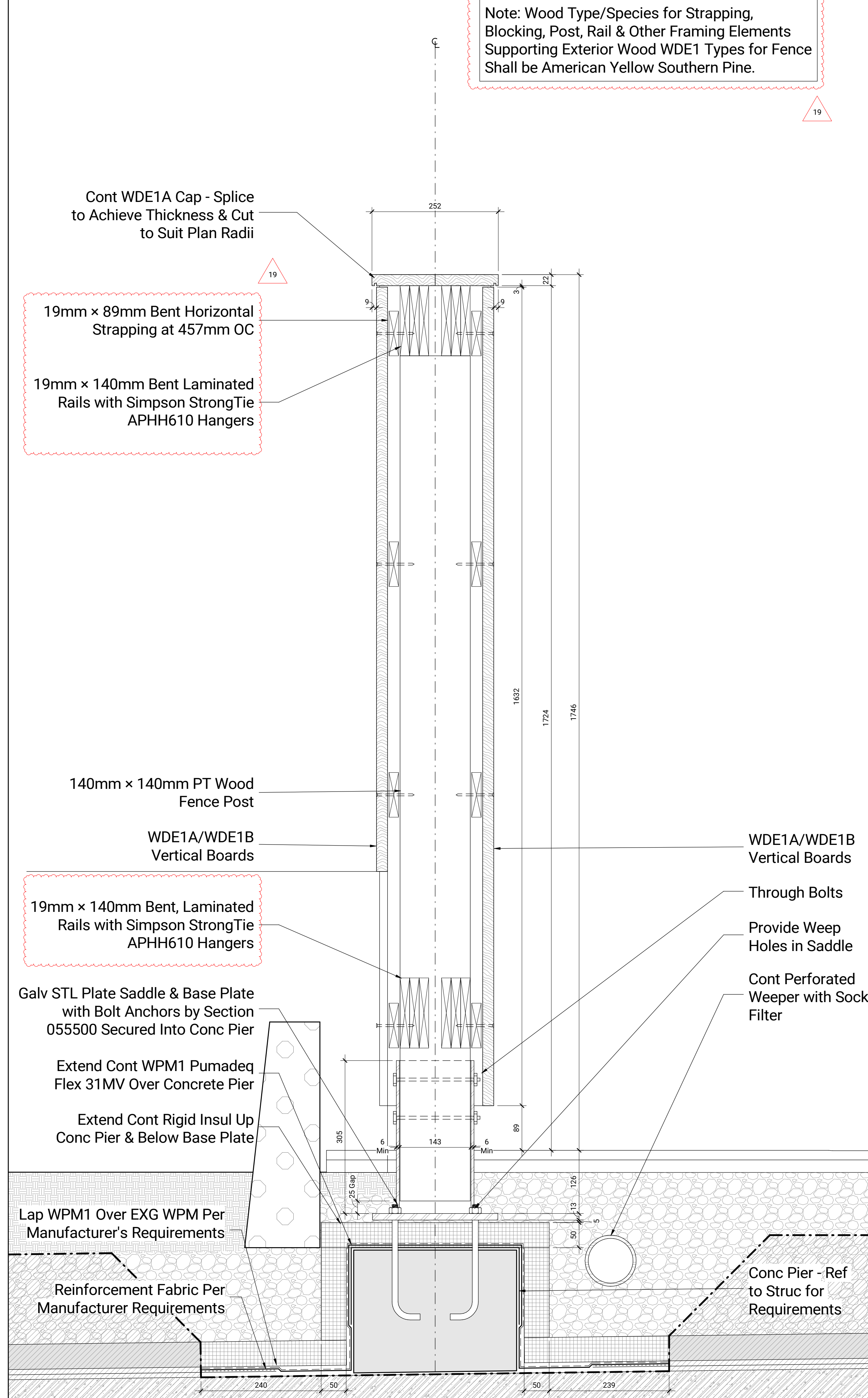
Barrière Omega Architecturale à battant simple modèle GPM20

GATE POST DIMENSIONS		
PANEL (H)	OPENING	POST
4', 5' & 6'	3' to 8'	3" x 3" 11 ga
8'	3' to 7'	3" x 3" 11 ga
4'	8' to 16'	4" x 4" 11 ga
5'	8' to 13'	4" x 4" 11 ga
6'	8' to 12'	4" x 4" 11 ga
8'	8' to 9'	4" x 4" 11 ga
5'	14' to 16'	6" x 6" 5/8"
6'	13' to 30'	6" x 6" 5/8"
8'	10' to 26'	6" x 6" 5/8"

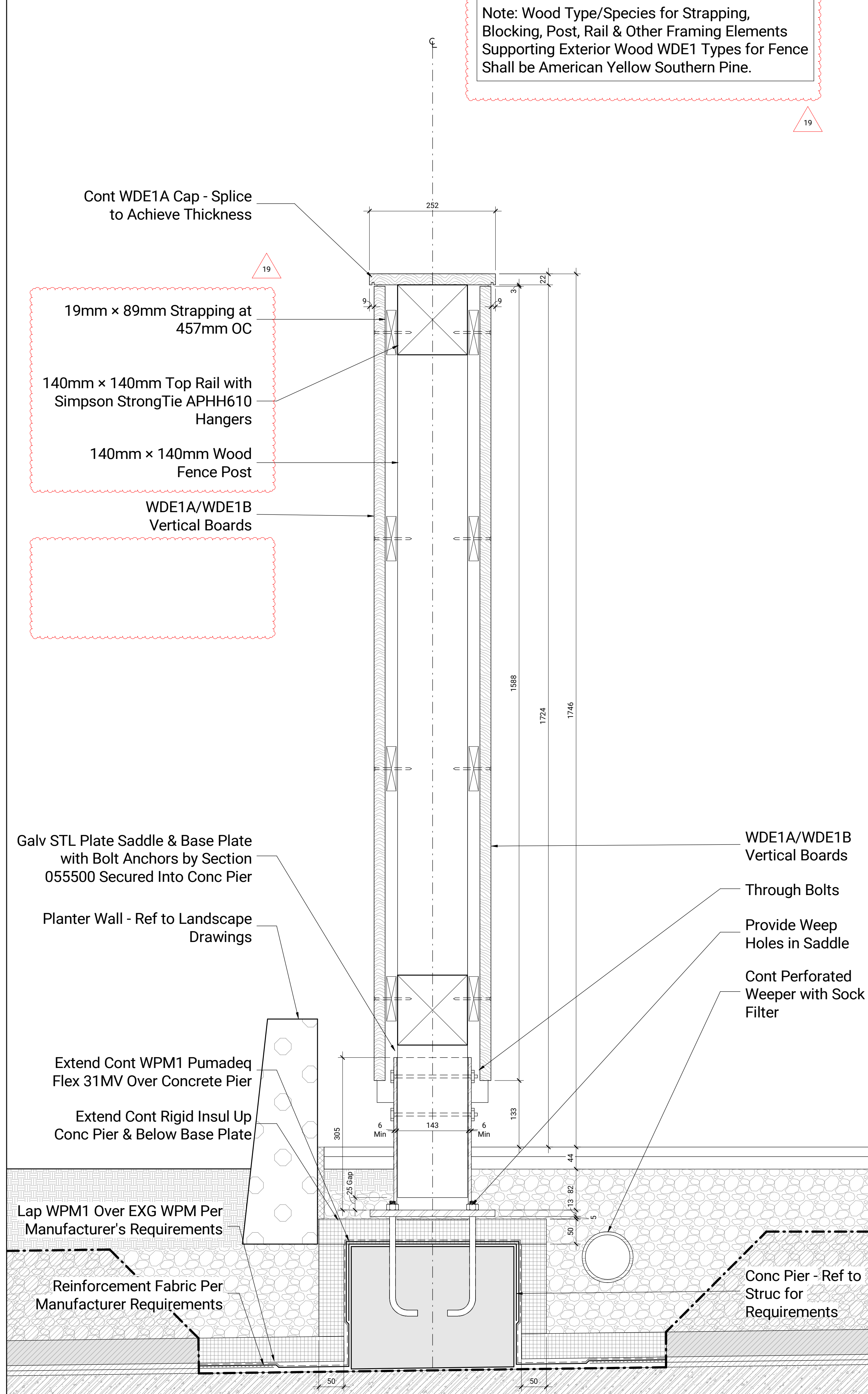
Grandeur des poteaux de porte		
Panneau (H)	Ouverture	Poteau
4', 5' & 6'	3 à 8'	3" x 3" 11 ga
8'	3 à 7'	3" x 3" 11 ga
4'	8' à 16'	4" x 4" 11 ga
5'	8' à 13'	4" x 4" 11 ga
6'	8' à 12'	4" x 4" 11 ga
8'	8' à 9'	4" x 4" 11 ga
5'	14' à 16'	6" x 6" 5/8"
6'	13' à 30'	6" x 6" 5/8"
8'	10' à 26'	6" x 6" 5/8"



Site Detail - Wire Fence Assembly



Section Detail - Wood Fence & Post Assembly at Radius



Section Detail - Wood Fence & Post Assembly

NOT FOR CONSTRUCTION

Construction Must Check & Verify all Dimensions on the Job.
Do Not Scale Drawings.
All Drawings, Specifications and Related Documents are the Copyright Property of the Architect and Must be Released Upon Request. Reproduction of Drawings, Specifications and Related Documents in Part or in Whole is Prohibited Without the Written permission of the Architect.
This Drawing is Not to be Used for Construction Until Signed by the Architect.

TORONTO
Metro Hall Fire Station &
Early Years Child Care Centre
Renovation

55 John Street
Toronto ON
M5V 3G5
2101018-21025

Site - Fence Details
As Indicated

C-A013

PART 1 - PART 1 GENERAL

1.1 Summary

.1 Section includes:

1. Exterior site furnishing products and manufactured items including:

- .1 Exterior children's play kitchens.**
- .2 Elevated planting box.**
- .3 Moveable log stump seating.**
- .4 Play and balance logs.**
- .5 Sand box covers.**
- .6 Padded column covers.**

1.2 Submittals

- .1 Submit product data in accordance with Section 01 33 00.**
- .2 Provide maintenance data for care and cleaning of site furnishings for incorporation into manual specified in Section 01 78 00 - Closeout Submittals.**

1.3 Standards, Codes and Acts

- .1 Comply with the latest edition of CAN/ULC Z614.**

1.4 WASTE MANAGEMENT AND DISPOSAL

- .1 Separate waste materials for reuse and recycling in accordance with Section 01 74 21.**
- .2 Remove from site and dispose of packaging materials at appropriate recycling facilities.**
- .3 Collect and separate for disposal: paper, plastic, polystyrene and corrugated cardboard packaging material in appropriate on-site bins for recycling in accordance with Waste Management Plan.**
- .4 Separate for reuse and/or recycling and place in designated containers for steel, metal, and plastic waste in accordance with Waste Management Plan.**
- .5 Fold up metal banding, flatten and place in designated area for recycling.**

PART 2 - PRODUCTS

- .1 Exterior children's play kitchens**

1. Description: movable, child-safe wood counter with heavy duty stainless steel sink and stopper and shelf.
2. Manufacturer: Nature's Instruments.
 - .1 Model name: NI-PG-507-01.01.
 - .2 Height: 458 mm.
 1. Quantity: 2.
 - .3 Model name: NI-PG-507-01.02.
 1. Height: 508 mm.
 2. Quantity: 1.
- .2 Elevated planting box.
 1. Model name: "Eden."
 2. Material: cedar.
 3. Model: RGT-23, SKU 1001161853.
 4. Distributer: Home Depot Canada.
 5. Dimensions: 1220 mm long x 915 mm wide x 812 mm high
- .3 **Play and balance logs. {Revised by Addendum No. 4}.**
 1. Description: de-barked, white oak log stump seat.
 2. **Manufacturer: Nature's Instruments or approved equal by Game Time Canada. {Revised by Addendum No. 4}.**
 - .1 Model Name: NI-PG-702.
 - .2 Diam: 610 mm.
 1. Height: 305 mm.
 - .1 Quantity: 6.
 2. Height: 252 mm.
 - .1 Quantity: 6.
- ~~.4 **Play and balance logs. {Revised by Addendum No. 4}.**~~
- .5 Sand box covers: mildew-resistant, weighted and breathable scrim

1. Material: woven polyester scrim per ASTM D3776.
2. Weight: 0.305152 kilograms per square metre
3. Colour: white
4. Manufacturer: Play Clean Playground Services Limited.
5. Size: to suit coverage of full length and width of sand boxes
- .6 Padded column covers.
 1. **Description: custom, formed, heavy-duty, vinyl column covers with high density, open cell polyurethane foam core and UV resistant coating. {Added by Addendum No. 4}.**
 2. **Thickness: 50 mm minimum. {Added by Addendum No. 4}.**
 3. **Height: 1830 mm. {Added by Addendum No. 4}.**
 4. **Colour: to later selection by Consultant from manufacturer's full range. {Added by Addendum No. 4}.**
 5. **Quantity:3. {Added by Addendum No. 4}.**
 6. **Manufacturer: Apple Athletic Products or approved equal by Sport Systems Canada. {Added by Addendum No. 4}.**

PART 3 - Execution

3.1 Installation

- .1 Assemble products in accordance with manufacturer's instructions.

END OF SECTION

Metro Hall Early Learning Child Care Centre - Material / Equipment / Product Schedule

 Project:
21025 211018

 Issuance:
Issued for Addendum No.
05

2024-11-28

Reference / Tag	Material / Equipment / Product Description	Finish / Colour	Acceptable Manufacturer/Distributor	Size / Configuration / Performance	Scope of Application	General Locations	Project Manual Section	Or Approved Equal
-----------------	--	-----------------	-------------------------------------	------------------------------------	----------------------	-------------------	------------------------	-------------------

Exterior Wood Types

WDE1A	Kebony Clear Dressed	NA	Kebony/North on Sixty	22mm x 98mm	Fence	Outdoor Play Areas	06 20 00 Exterior Woodwork	Ref to Specification
WDE1B	Kebony Clear Dressed	NA		22mm x 148mm	Fence			
WDE1C	Kebony Clear Dressed	NA		22mm x 198mm	Fence			
WDE2	Kebony Deck Board 2637 & 2638	NA		22mm x 140mm	Deck			
WDE3A	Kebony Clear Dressed	NA		38mm x 95mm	Furniture			
WDE3B	Kebony Clear Dressed	NA		38mm x 140mm	Furniture			

Roofing Membrane Types

AVBMC1	Henry LowSlope One-Ply Self-Adhered Waterproof Roll Roofing	NA	Henry	Ref to Specifications	Storage	Outdoor Play Areas	06 20 00 Exterior Woodwork	Ref to Specification
--------	---	----	-------	-----------------------	---------	--------------------	----------------------------	----------------------

Air Barrier Membrane Types

ABMC1	AirOutshield UV	Top: Black Coated Bottom: Black Textured	SRP Canada	Ref to Specifications	Storage	Outdoor Play Areas	06 20 00 Exterior Woodwork	Ref to Specification
-------	-----------------	---	------------	-----------------------	---------	--------------------	----------------------------	----------------------

Wood Types

WD1	White Oak Veneer on Particle Board Core	Quarter Cut	NA	Panel: 19 mm & 25 mm Thick	Willwork	Activity Seryery Corridor Children's Washrooms	06 40 00 Architectural Woodwork	NA
WD1A	Solid White Oak Edging	Quarter Cut	NA	Ref to Drawings	Millwork	Activity Seryery Corridor Children's Washrooms		
WD2	Post-Catalyzed MDF	NA	NA	Ref to Drawings	Millwork	Corridor		

Solid Surface Types

SSM1	Avonite, Nordic	Colour: Nordic 9119	Trinseo	12 mm Thick	Millwork	Activity Adult Washrooms Children's Washrooms Seryery Staff Laundry & Toy Wash Meeting	06 40 00 Architectural Woodwork	DuPont Corian
SSM2	Avonite	Colour: Custom	Trinseo	12 mm Thick	Millwork	Seryery		

Plastic Laminate Types

PLam1	Plastic Laminate, Colour 1	TBD	Abet Laminati		Millwork	Meeting Staff Laundry & Toy Wash	06 40 00 Architectural Woodwork	Formica Wilsonart
-------	----------------------------	-----	---------------	--	----------	--	---------------------------------	----------------------

Change Table Types

MCT1a	Toddler Changing Table with Sink, SKU TM8543A S2222	Maple	Totmate	1511mm x 952mm x 597mm Stair at Left	Floor	Children's Washrooms	06 40 00 Architectural Woodwork	NA
MCT1b	Toddler Changing Table with Sink, SKU TM8520A S2222	Maple	Totmate	1511mm x 952mm x 597mm Stair at Right	Floor	Children's Washrooms		

Metro Hall Early Learning Child Care Centre - Material / Equipment / Product Schedule

Project:
21025 211018

Issuance:
Issued for Addendum No.
05

2024-11-28

Reference / Tag	Material / Equipment / Product Description	Finish / Colour	Acceptable Manufacturer/Distributor	Size / Configuration / Performance	Scope of Application	General Locations	Project Manual Section	Or Approved Equal
-----------------	--	-----------------	-------------------------------------	------------------------------------	----------------------	-------------------	------------------------	-------------------

Air Grill Types								
FLGR1A	Extruded Aluminum Linear Grille, Pressed Core, 4900 Series	Anodized Clear, "SA"	Nailor	49-480, 6.35mm Blade Spacing, 3 mm Bars, 152mm Wide, Type 'F' Frame, Countersunk Mounting Bracket, Mitered Corners	Walls	Activity Vestibule Sleep	06 40 00 Architectural Woodwork	As Indicated in This Schedule
	Extruded Aluminum Linear Grille, Pressed Core, LBP	Anodized Clear, "AC"	EH Price	15A, 6.35mm Blade Spacing, 2.38mm Bars, 152mm Wide, 1000 Frame & 'A' Type Countersunk Mounting Bracket, Mitered Corners				

Display Types								
TBD1	Frame: Series 9100, Radius Corner Surface: Forbo Bulletin Board	Frame: Clear, Anodized Alum Surface: Oyster Shell 2206	ASI Group	Horizontal 1220mm x 1220mm	Wall	Activity	06 40 00 Architectural Woodwork	Ref to Specification
TBD2	Frame: Series 9100, Radius Corner Surface: Forbo Bulletin Board	Frame: Clear, Anodized Alum Surface: Oyster Shell 2206	ASI Group	Horizontal 1220mm x 1830mm	Wall	Activity		
TBD3	Frame: Series 9100, Radius Corner Surface: Forbo Bulletin Board	Frame: Clear, Anodized Alum Surface: Oyster Shell 2206	ASI Group	Horizontal 1220mm x 2440mm	Wall	Activity		

Waterproofing Membrane Types								
WPMC1	Pumadeq Flex 31MV		Henry	Ref to Specifications	Plaza Deck	Outdoor Play Areas	Fluid Applied Waterproofing	Ref to Specification

Corner Guard Types								
CG1	Curved Outside Corner, DRMC-OS-75	White	Fry-Reglet	76mm Radius	Wall	Ref to Drawings	09 29 00 Gypsum & Cement Board	Ref to Specification

Tiling Types								
TLC1	Micro Joint	Colour: Azure Finish: Matte	Terratinta Group Micro/Stone Tile Canada	70 x 280 mm	Backsplash	Activity Children's Washrooms	09 31 00 Tiling	Centura, OlympiaTile
TLC2	Micro Joint	Colour: White Finish: Matte		70 x 280 mm	Backsplash	Servery Adult Washrooms Children's Washrooms		
TLC3	Cementum	Colour: Sand Finish: Matte	Stone Tile Canada	300 x 600 x 10 mm	Floor	Adult Washrooms Children's Washrooms		

Acoustic Panel Ceiling Types								
APN1	Techstyle Acoustic Ceiling Panel, Swing-Down	White, Coated Fibreglass-Mat	CertainTeed	610 x 1830 x 28.6 mm	Ceiling	Refer to RCP	09 51 13 Acoustic Panel Ceiling Systems	Armstrong CGC

Acoustic Tile Types								
ACT1	Dune, 1773 HRC	White	Armstrong	610 x 1220 x 16 mm	Ceiling	Refer to RCP	09 51 23 Acoustic Tile Ceiling Systems	As Indicated in This Schedule
	Sand Micro, SHM197	White	CertainTeed					
	Astro, 8241	Flat White	CGC					
ACT2	Optima, 3261	White	Armstrong	610 x 1830 x 25 mm	Ceiling	Refer to RCP	09 51 23 Acoustic Tile Ceiling Systems	As Indicated in This Schedule
	Symphony f, 1358F-IOF-1	White	CertainTeed					
	Halcyon FL	White	CGC					

Resilient Base Types								
BTC1	Pinnacle Cove Wall Base	Colour: Lunar Dust	Roppe	100 mm High x 3.125 mm Thick	Wall Base	Ref to Drawings	09 65 13 Resilient Base and Accessories	As Indicated in This Schedule
	Johnsonite Baseworks, Traditional Thermoplastic Rubber Wall Base Covered	Colour 1	Tarkett					
	Burkbase Thermoplastic Rubber Base Type TP Covered	Colour 1	Mannington					
BTC2	Pinnacle Cove Wall Base	Colour 2	Roppe					
	Burkbase Thermoplastic Rubber Base Type TP Covered	Colour 2	Mannington					

Metro Hall Early Learning Child Care Centre - Material / Equipment / Product Schedule

 Project:
21025 211018

 Issuance:
Issued for Addendum No.
05
2024-11-28

Reference / Tag	Material / Equipment / Product Description	Finish / Colour	Acceptable Manufacturer/Distributor	Size / Configuration / Performance	Scope of Application	General Locations	Project Manual Section	Or Approved Equal
	Burkbase Thermoplastic Rubber Base Type TP Coved	Colour 2	Mannington					

Resilient Floor Types

RSFC1	DLW Arabesque	Colour: Arabesue, Antico 0302	Gerflor	2.5 mm Thick	Floor Finish	Activity Sleep	09 65 43 Linoleum	Tarkett Forbo
-------	---------------	-------------------------------	---------	--------------	--------------	----------------	-------------------	---------------

Wall Panel

AWP1	Arcus, ARC-3D-x-118-118	Colour: Castle Rock	Akustus/Sound Solutions	2100 x 756 x 65 mm	Walls	Activity		Artotfix Sonus
------	-------------------------	---------------------	-------------------------	--------------------	-------	----------	--	----------------

Fluid Applied Floor Types

EPX	Sikafloor 261CA	TBC (Manufacturer's Standard Range)	Sika	Ref to Specifications	Floor	Servery Janitor	09 67 00 Fluid Applied Floor & Wall Coatings	As Indicated in This Schedule
	StonKote GS4	TBC (Manufacturer's Standard Range)	Stonhard					

Paint Types

PT1	OC-65 "Chantilly Lace"	Benjamin Moore	Semi-gloss	Walls: Background	Ref to Drawings	09 91 00 Painting	Benjamin Moore Dulux PPG Paints Sherwin-Williams
PT2	DLX1022 "Rock Slide"		Semi-gloss	Walls: Accent (Dark Green)	Ref to Drawings		
PT3	Colour 3	Dulux	Semi-gloss	Walls, Ceilings: (White)	Ref to Drawings		
PT4	Colour 4		Semi-gloss	Walls	Ref to Drawings		
PT5	Colour 5		Semi-gloss	Walls	Ref to Drawings		
PT6	Colour 6		Semi-gloss	Walls	Ref to Drawings		
PT7	Colour 7		Semi-gloss	Walls	Ref to Drawings		
PT8	Colour 8		Semi-gloss	Walls	Ref to Drawings		
PT9	Colour 9		Semi-gloss	Walls	Ref to Drawings		
PT10	Colour 10		Semi-gloss	Ceilings, Metal: (Black)	Ref to Drawings		

Window Shade Fabric Types

WS	Fabric Basis of Design: E Screen	Basis of Design: Mermet	3% Openness, Conventional Basketweave	Curtain Wall	Activity Sleep	12 24 13 Roller Window Shades	Ref to Specification
----	----------------------------------	-------------------------	---------------------------------------	--------------	----------------	-------------------------------	----------------------

Applied Film

FILMC1	3M Film	TBC			Ref to Drawings	Applied Films	Ref to Specification
--------	---------	-----	--	--	-----------------	---------------	----------------------

Plastic Mirror

PLMir	Fabback Acrylic Mirror Sheet	Machine & Edge Relief	Plastokite	3mm Thick	Ref to Drawings		Ref to Specification
-------	------------------------------	-----------------------	------------	-----------	-----------------	--	----------------------

Turf

TRF	Play Platinum Artificial Turf	NA	SYNLawn	Per Manufacturer's Requirements	Pavement	Outdoor Play Areas	32 18 13 Synthetic Turf Surfacing	As Indicated in This Schedule
	Triblend 70 Landscape Turf	NA	Rymar Grass					

Rubber Safety Surfacing

RSS1	Playsoft TPV Safety Surfacing with Aliphatic Coating	Colour 1	Uretech	19mm on Minimum 25mm Buffer	Pavement	Outdoor Play Areas	32 18 16 Playground Protective Surfacing	TBD
RSS2	Playsoft TPV Safety Surfacing with Aliphatic Coating	Colour 2	Uretech	19mm on Mimum 25mm Buffer	Pavement	Outdoor Play Areas		
RSS3	Playsoft TPV Safety Surfacing with Aliphatic Coating	Colour 3	Uretech	19mm on Mimum 25mm Buffer	Pavement	Outdoor Play Areas		
RSS4	Playsoft TPV Safety Surfacing with Aliphatic Coating	Colour 4	Uretech	19mm on Mimum 25mm Buffer	Pavement	Outdoor Play Areas		

ADDENDUM



To: Diamond Schmitt Architects
 384 Adelaide Street West,
 Suite 100 Toronto, Ontario,
 Canada M5V 1R7
Fax/Email: hwu@dsai.ca
Attention: Harvey Wu
From: Lucas Turrin

No.: ADD-M3
Date: 25/11/2024
Project: Metro Hall - Daycare
Project No.: 2021-0245

This Addendum shall be attached to the drawings and specifications and shall form an integral part of the Contract Documents. The contents of this Addendum shall be brought to the attention of all concerned.

1.1. REFERENCE: DC-M-001 – Mechanical Legend and Drawing List

1.1.1. Revised mechanical legend indicated existing, demolished, and new sprinkler heads.

1.2. DRAWING RE-ISSUED: DC-M-200 – Level 1 Fire Protection Demo

1.2.1. Revised drawing for clarity.

1.3. DRAWING RE-ISSUED: DC-M-201 – Level 1 Fire Protection New

1.3.1. Added sprinkler heads, refer to room (Preschool activity 2). Review the drawing for more information.

1.3.2. Revised drawing for clarity.


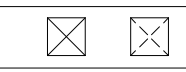
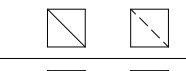

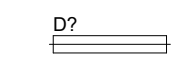



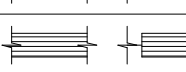
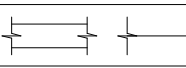
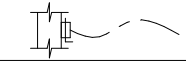




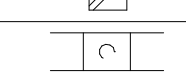
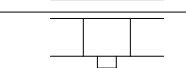
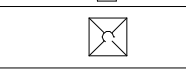
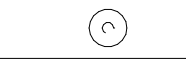





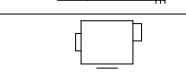
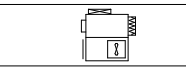



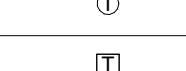
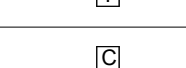
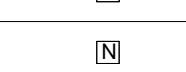

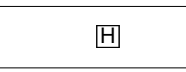
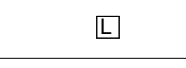




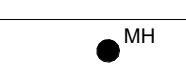
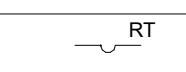


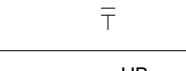
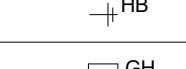
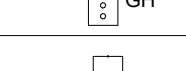

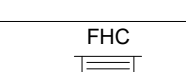

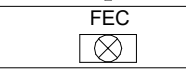



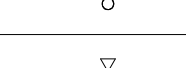
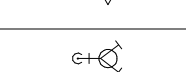
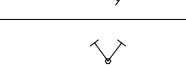
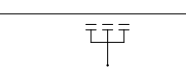
End of Addendum



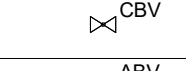
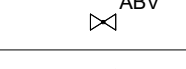
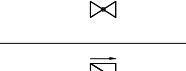


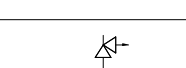

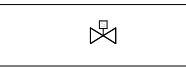
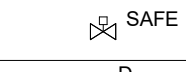

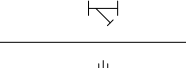

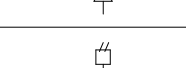
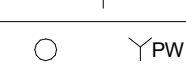

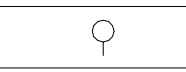


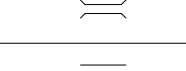
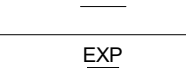
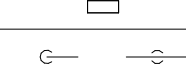
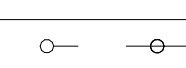
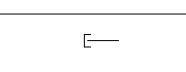

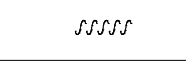

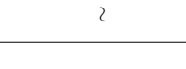
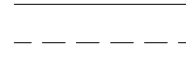

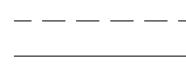
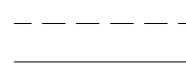


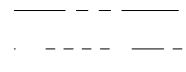
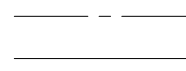
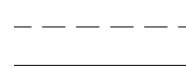
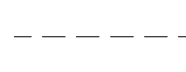
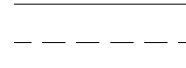
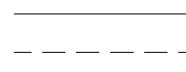
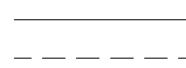
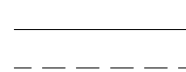


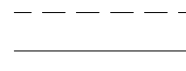
















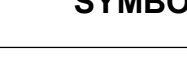




DISCIPLINES
 MECHANICAL
 ELECTRICAL
 FIRE PROTECTION
 LIGHTING DESIGN
 COMMUNICATIONS & AV
 SECURITY & RISK
 COMMISSIONING
 ENERGY SERVICES


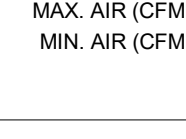
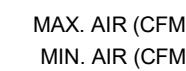
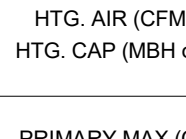
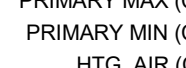
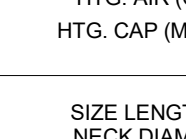
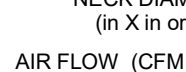
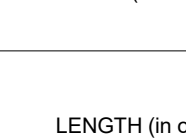
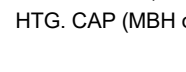


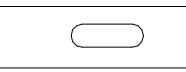
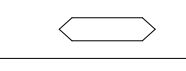

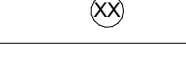






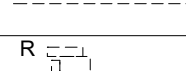
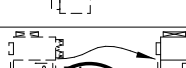



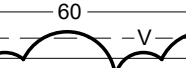








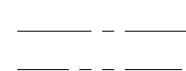


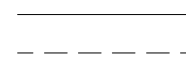




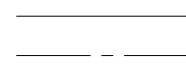
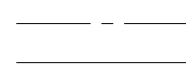


































BM 360.0211018.4.MH.DCC-RC1211016-MECH-HID-Building-RC1.rvt

2011/03/24 4:36:45 PM

MECHANICAL LEGEND		EXISTING DEVICES ARE TONED: 
	SUPPLY OR OUTSIDE AIR DUCT (UP / DOWN)	
	RETURN AIR DUCT (UP / DOWN)	
	EXHAUST AIR DUCT (UP / DOWN)	
	DAMPER DF - FIRE DG - GRAVITY BACKDRAFT DA - AUTOMATIC BY OPERATOR DFS - FIRE SMOKE	DM - MANUAL BALANCING DS - SMOKE
	DOUBLE LINE DUCT - SINGLE LINE DUCT	
	DOUBLE LINE DUCT - SINGLE LINE DUCT WITH LINING AS NOTED	
	DOUBLE LINE DUCT - SINGLE LINE DUCT WITH ACOUSTIC INSULATION	
	DOUBLE LINE DUCT - SINGLE LINE DUCT WITH SILENCER	
	DOUBLE LINE DUCT - SINGLE LINE DUCT WITH FIRE WRAP	
	FLEX DUCT WITH TAKE-OFF CW MANUAL BALANCING DAMPER	
	SECURITY BAR IN DUCTWORK	
	RETURN AIR GRILLE	
	EXHAUST GRILLE	
	TRANSFER GRILLE	
	LIGHT TROFFER - TOP INLET	
	LIGHT TROFFER - SIDE INLET	
	SQUARE DIFFUSER	
	ROUND DIFFUSER	
	LINEAR DIFFUSER	
	VAV BOX	
	VAV BOX WITH REHEAT COIL	
	VAV BOX WITH ATTENUATOR	
	VAV BOX WITH ATTENUATOR AND REHEAT COIL	
	BYPASS BOX	
	FAN POWERED VAV BOX	
	MECHANICAL EQUIPMENT AS INDICATED (REVIT)	
	THERMOSTAT	
	TEMPERATURE SENSOR - (DIGITAL)	
	CO SENSOR	
	CO/NOX SENSOR	
	CO2 SENSOR	
	HUMIDITY SENSOR	
	LEAK DETECTOR	
	SPEED CONTROLLER	
	ON/OFF SWITCH - CONTROL SWITCH	
	FD - FLOOR FED - FUNNEL FLOOR RD - ROOF DRAIN	GD - GARAGE AD - AREA
	ROOF DRAIN (SIZE)	
	CATCH BASIN MAN HOLE AS INDICATED	
	RUNNING TRAP	
	DT - TRENCH GTD - GARAGE	
	BACKWATER VALVE	
	CLEANOUT	
	HB - HOSE BIB NFB - NON-FREEZE HOSE BIB WH - WALL HYDRANT	
	NON-FREEZE GROUND HYDRANT	
	CAP	
	FIRE HOSE CABINET	
	FIRE EXTINGUISHER	
	FIRE EXTINGUISHER WITH CABINET	
	SPRINKLER HEAD - PENDANT	
	SPRINKLER HEAD - SEMI-RECESSED	
	SPRINKLER HEAD - CONCEALED	
	SPRINKLER HEAD - UPRIGHT	
	SPRINKLER HEAD - SIDEWALL	
	FIRE DEPARTMENT CONNECTION	
	FIRE HYDRANT	
	FIRE PUMP TEST HEADER	























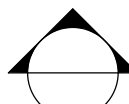



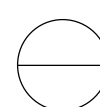



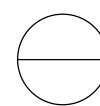

















































MECHANICAL LEGEND		EXISTING DEVICES ARE TONED: 
	ISOLATION VALVE	
	CIRCUIT BALANCING VALVE	
	AUTOMATIC FLOW CONTROL VALVE	
	BALANCING VALVE	
	CHECK VALVE	
	PRESSURE REDUCING VALVE	
	SUPERVISED VALVE	
	(SAFETY) RELIEF VALVE	
	2 OR 3 WAY CONTROL VALVE	
	SOLENOID VALVE	
	SHUT OFF FIRE SAFE VALVE	
	DRAIN VALVE	
	STRAINER	
	UNION	
	AIR VENT	
	FLOW SWITCH	
	PRESSURE GAUGE	PRESSURE WELL
	THERMOMETER	THERMOMETER WELL
	TEMPERATURE GAUGE	
	WATER METER - GAS METER - METER AS NOTED	
	BACKFLOW PREVENTER	
	PIPE GUIDE / PIPE ANCHOR	
	WALL SLEEVE	
	EXPANSION JOINT	
	ELBOW TURNING DN / TEE OUTLET TURNING DN	
	ELBOW TURNING UP / TEE OUTLET TURNING UP	
	PIPE END CAPPED	
	RUNNING TRAP	
	HEAT TRACE	
	FLOW ARROW	
	LINE BREAK	
	SANITARY DRAIN IN CEILING SPACE	
	SANITARY DRAIN BELOW SLAB	
	SANITARY DRAIN - PUMPED	
	INDIRECT DRAIN	
	SANITARY VENT	
	STORM DRAIN - SUSPENDED FROM CEILING	
	STORM DRAIN - BURIED (BELOW FLOOR)	
	STORM DRAIN - PUMPED	
	DOMESTIC COLD WATER	
	DOMESTIC HOT WATER	
	DOMESTIC HOT WATER RECIRCULATION	
	DOMESTIC HOT WATER - HIGH TEMPERATURE	
	DOMESTIC HOT WATER RECIRC - HIGH TEMPERATURE	
	DOMESTIC COLD WATER - IRRIGATION	
	HEATING WATER - SUPPLY	
	HEATING WATER - RETURN	
	HEATING WATER - SUPPLY - LOW TEMPERATURE	
	HEATING WATER - RETURN - LOW TEMPERATURE	
	CHILLED WATER - SUPPLY	
	CHILLED WATER - RETURN	
	CONDENSER WATER - SUPPLY	
	CONDENSER WATER - RETURN	
	GLYCOL CHILLED WATER - SUPPLY	
	GLYCOL CHILLED WATER - RETURN	
	GLYCOL HEATING - SUPPLY	
	GLYCOL HEATING - RETURN	
	FUEL OIL - SUPPLY	
	FUEL OIL - RETURN	
	FUEL OIL - FILL	
	FUEL OIL - VENT	
	GAS - LOW PRESSURE	
	GAS - MEDIUM PRESSURE	
	FIRE LINE	
	SPRINKLER LINE - ZONE NOTED	
	SPRINKLER LINE - DRY	

MECHANICAL LEGEND		EXISTING DEVICES ARE TONED: 
	MAX. AIR (CFM or l/s) MIN. AIR (CFM or l/s)	0-007 0-007
	VAV BOX	
	MAX. AIR (CFM or l/s) MIN. AIR (CFM or l/s) HTG. AIR (CFM or l/s) HTG. CAP (MBH or kW)	0-007 0-007 0-007 00.00
	VAV BOX WITH HEATING COIL	
	PRIMARY MAX (CFM or l/s) PRIMARY MIN (CFM or l/s) HTG. AIR (CFM or l/s) HTG. CAP (MBH or kW)	00 00 00 00.00
	FAN POWERED VAV BOX	
	SIZE LENGTH OR NECK DIAMETER (in X in or mm X AIR FLOW (CFM or l/s))	00 00 00 0000
	DIFFUSER, REGISTER OR GRILLE TYPE = SL, PL, Ex	
	LENGTH (in or mm) HTG. CAP (MBH or kW)	IN 000
	RADIATION OR (RA) RADIANT PANEL	
	CONNECT TO EXISTING	
	EQUIPMENT TAG (REFER TO SCHEDULE)	
	PLUMBING FIXTURE TAG	
	RISER TAG	
	REFER TO KEYNOTE NUMBER	
	REFER TO DETAIL NOTE NUMBER	
	DENOTES MATCHLINE	
	DENOTES CROSS SECTION DETAIL CALL OUT	
	DENOTES DETAIL CALLOUT	
DEMOLITION		
	R - REMOVE	RL - RELOCATE
	DENOTES EXISTING EQUIPMENT, PIPE, DUCT TO BE 'REMOVED'	
	DENOTES EXISTING EQUIPMENT TO BE 'REMOVED'	
	DENOTES EXISTING EQUIPMENT, PIPE, DUCT TO BE 'RELOCATED'	
	DENOTES EXISTING EQUIPMENT, PIPE, DUCT TO BE 'RELOCATED'	
EXISTING		
	EXISTING TO REMAIN (TONED)	
	EXISTING SPRINKLER HEAD TO REMAIN (TONED)	
	DOMESTIC COLD WATER - HIGH PRESSURE	
	DOMESTIC HOT WATER - HIGH PRESSURE	
	DOMESTIC HOT WATER RECIRC - HIGH PRESSURE	
	GROUND WATER DRAIN - UNDERGROUND	
	CONDENSATE DRAIN	
	REFRIGERANT	
	REFRIGERANT - RETURN	
	CONDENSATE - HIGH PRESSURE	
	CONDENSATE - MEDIUM PRESSURE	
	CONDENSATE - LOW PRESSURE	
	CONDENSATE - PUMPED	
	MAKEUP WATER	
	STEAM - HIGH PRESSURE	
	STEAM - MEDIUM PRESSURE	
	STEAM - LOW PRESSURE	
	GRAY WATER	
	GRAY WATER - PUMPED	
	ACID DRAIN	

CONTROLS LEGEND	
	MANAGED NETWORK SWITCH
	REMOTE CONTROL UNIT (RCU)
	CCS
	CURRENT TRANSFORMER
	FILTER
	DAMPER
	FAC
	HUMIDITY SENSOR
	TEMPERATURE SENSOR
	MOTORIZED DAMPER ACTUATOR
	FREEZE STAT
	PRESSURE SENSOR
	PRESSURE SENSOR (HIGH SIDE)
	PRESSURE SENSOR (LOW SIDE)
	FILTER DIFFERENTIAL PRESSURE SENSOR
	DUCT PRESSURE SWITCH
	AIR FLOW SWITCH
	DIFFERENTIAL SENSOR
	FAILURE POSITION (LAST POSITION)
	SPRING FAILURE POSITION (NORMALLY OPEN)
	SPRING FAILURE POSITION (NORMALLY CLOSED)
	HYDRONIC COOLING COIL
	HYDRONIC HEATING COIL
	REMOTE AIR FLOW MEASURING STATION
	EVAPORATION MEDIA
	HUMIDIFIER
	FLOW MEASURING STATION
	TWO-WAY CONTROL VALVE
	THREE-WAY CONTROL VALVE
	WATER METER
	BACKNET MSTP
	BACKNET IP

DC-SHEET LIST	
Sheet Name	Sheet Number
MECHANICAL LEGEND AND DRAWING LIST	DC-M-001
LEVEL 1 - PAD DEMO	DC-M-100
LEVEL 1 - PAD NEW	DC-M-101
LEVEL 1 - PAD NEW	DC-M-102
LEVEL 1 - FIRE PROTECTION DEMO	DC-M-200
LEVEL 1 - FIRE PROTECTION NEW	DC-M-201
LEVEL 1 - HVAC DEMO	DC-M-300
MECHANICAL MEZZ - HVAC DEMO	DC-M-301
LEVEL 1 - HVAC NEW	DC-M-302
MECHANICAL MEZZ - MECH NEW	DC-M-303
MECHANICAL SCHEDULES	DC-M-800
MECHANICAL DETAILS	DC-M-900

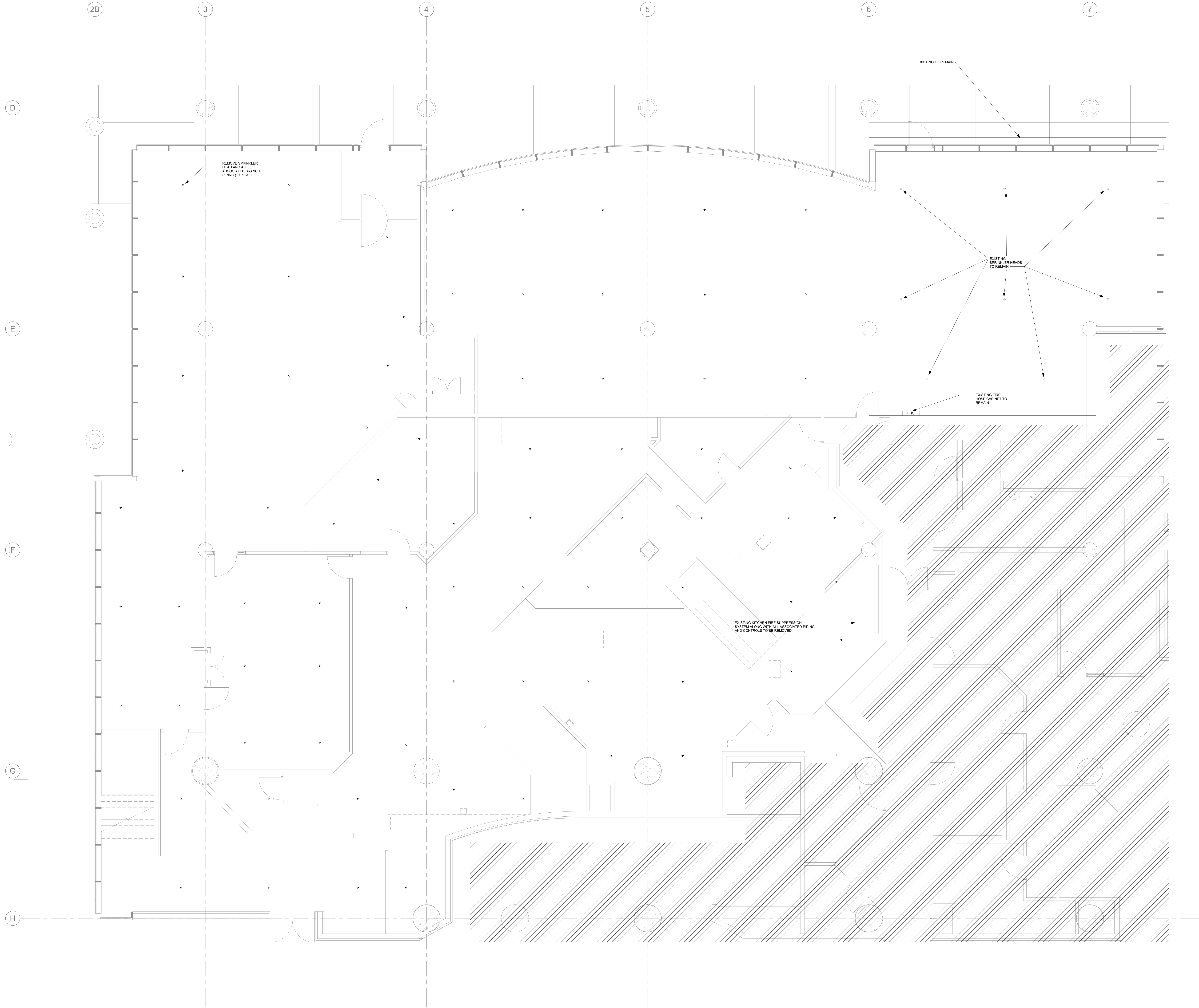
SYMBOLS LEGEND

	Arrow		Flow Measure Station		Arrow		3 Way Control Valve
	Heat Trace		Flow Measure Station 2		Pressure Sensor		3 Way Control Valve
	(Safety) Relief Valve		Flow Switch		Temperature Sensor		2 Way Control Valve
	Autoflow		Hose Bib		Schem Funnel		2 Way Control Valve
	Air Vent		Rectangular Tag		Scupper Drain		Gate Valve
	Balancing Valve		Round Tag		Section		Pressure Reducing Valve
	Backflow Preventer		Gas Meter		Section		VAV Tag
	Check valve		Water Meter		Section		VAV Tag
	Balancing Valve		Water Meter 2		Site Glass		View Tag
	Generic Control Point		Pipe Cap		Solenoid Valve		Well
	Control Point Tag - 6 Char		Pipe Drop		Pendant (Tamper Resistant)		Recessed
	Control Point Tag - 8 Char		Continuation		Semi Recessed		Sidewall
	Control Point Tag - General		Pipe Drop		Upright		P Trap
	CO2 Sensor		Pipe Up		Strainer		Square Symbol
	CO & NOx Sensor		Plug Valve		Supervised Valve		
	Humidity Sensor		Pneaction Valve		Switch Annotation		
	Smoke Detector?		Pressure Gauge		Temperature Gauge		
	Thermostat		Pump (Large)		Union		
	Section Head		Pump (Small)				
	Section Head		Radiation Tag				
	Section Head		Dust Reducer				
	Floor Drain		Riser Tag				
	Roof Drain		Riser Tag				
	Fire Extinguisher		Room Tag				

No.	Date	Description	ISSUED
1	23/06/2022	ISSUED FOR CLASS D COSTING	
2	17/03/2023	ISSUED FOR 75% DESIGN REVIEW	
3	02/05/2023	ISSUED FOR 95% DESIGN REVIEW	
6	14/07/2023	ISSUED FOR 95% DESIGN DEVELOPMENT	
7	25/08/2023	ISSUED FOR APPROVAL	
8	02/01/2024	ISSUED FOR TENDER	
10	09/07/2024	ISSUED FOR PERMIT	
11	01/10/2024	ISSUED FOR TENDER	
12	03/10/2024	ISSUED FOR ADDENDUM M1	
13	28/10/2024	ISSUED FOR ADDENDUM M2	
14	25/11/2024	ISSUED FOR ADDENDUM M3	

BM 360.02110184.MH.DCC-RC1211019.MECH-HID Building-FC1.rvt

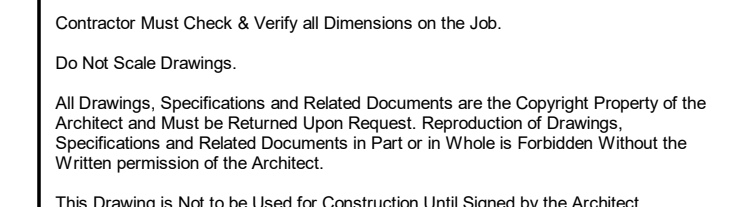
28/11/2024 4:36:46 PM



Contractor Must Check & Verify all Dimensions on the Job.
Do Not Scale Drawing.
All Drawings, Specifications and Related Documents are the Copyright Property of the Architect and shall be Returned Upon Request. Reproduction of Drawings, Specifications and Related Documents in Part or in Whole is Forbidden Without the Written permission of the Architect.
This Drawing is Not to be Used for Construction Until Signed by the Architect.

TORONTO
Metro Hall Fire Station &
Early Years Child Care
Centre Renovation
55 John Street
Toronto ON
M5V 3C8
2021-0245

LEVEL 1 - FIRE
PROTECTION DEMO
1 : 50
DC-M-200



ADDENDUM



To:	Diamond Schmitt 384 Adelaide St. W., Suite 100, Toronto, ON	No.:	AV01
Fax/Email:	hwu@dsai.ca	Date:	November 28, 2024
Attention:	Harvey Wu	Project:	City of Toronto, 55 John St, Toronto, ON
From:	Barry McLaurin	Project No.:	2021-0245

This Addendum shall be attached to the drawings and specifications and shall form an integral part of the Contract Documents. The contents of this Addendum shall be brought to the attention of all concerned.

1. Reference: AV-101 – Daycare Audio Visual Layout (Drawing Re-Issued Herewith)

1.1. Add callout “2/AV201” at Staff [C117]

2. Reference: AV-201 – Audio Visual Room Enlargements (Drawing Re-Issued Herewith)

2.1. Add Detail 02 – DC-AV-Staff Room [C117]

3. Reference: AV-501 – Functional Diagrams (Drawing Re-Issued Herewith)

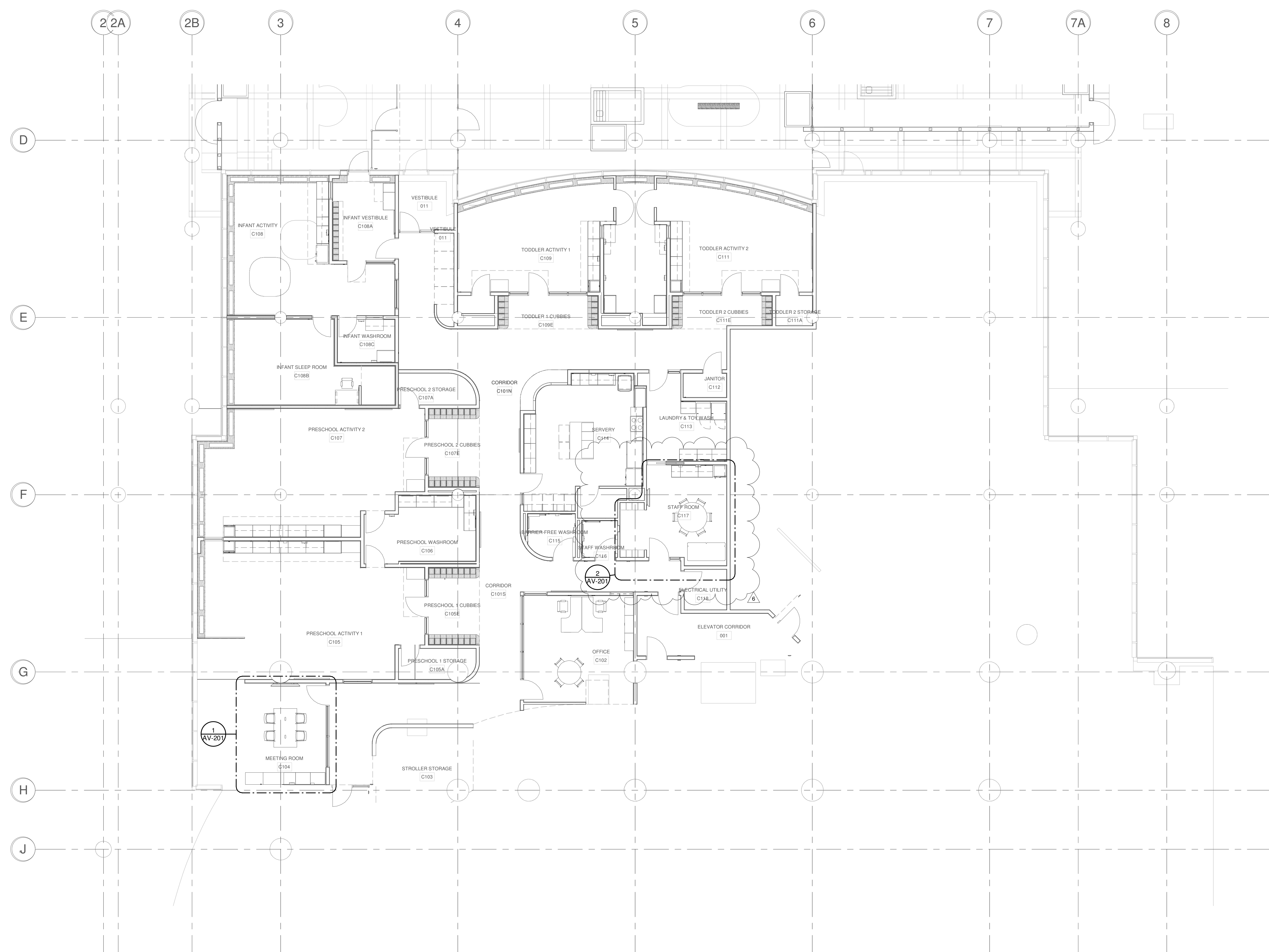
3.1. Add Detail 02 – AV Functional Diagram Staff Room [C117]

4. Reference: AV-502 – AV Riser (Drawing Re-Issued Herewith)

4.1. Add Staff Room [C117]

End of Addendum

No.	Date	Description
1	2023-03-17	ISSUED FOR 75% DESIGN REVIEW
2	2023-05-01	ISSUED FOR 95% DRAFT DESIGN REVIEW
3	2023-07-14	ISSUED FOR 95% DESIGN REVIEW
4	2023-08-23	ISSUED FOR APPROVAL
5	2024-02-01	ISSUED FOR TENDER
6	2024-11-28	ISSUED FOR ADD-AV01



Contractor Must Check & Verify all Dimensions on the Job.
Do Not Scale Drawings.
All Drawings, Specifications and Related Documents are the Copyright Property of the Architect and Must be Returned Upon Request. Reproduction of Drawings, Specifications and Related Documents in Part or in Whole is Forbidden Without the Written permission of the Architect.
This Drawing is Not to be Used for Construction Until Signed by the Architect.



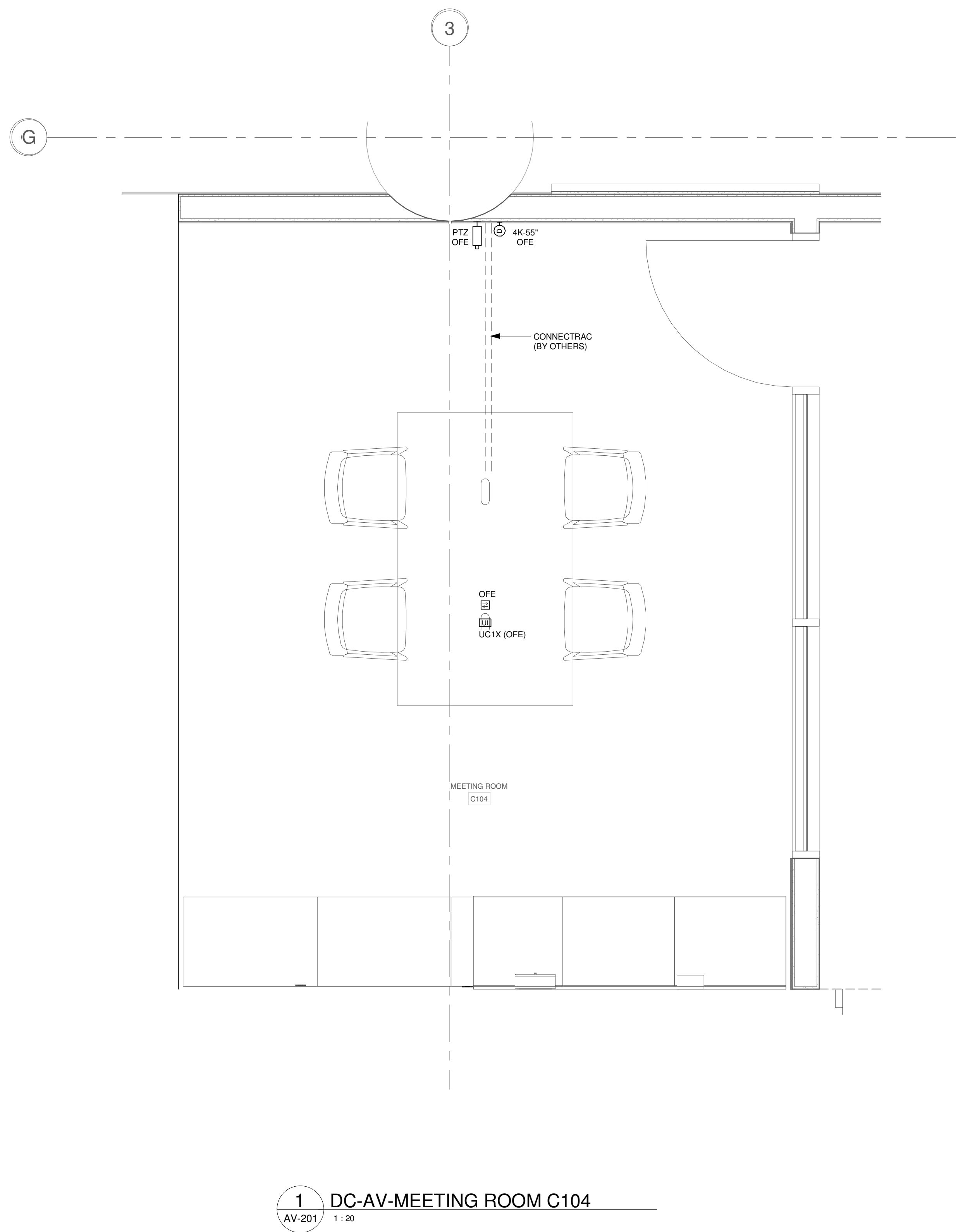
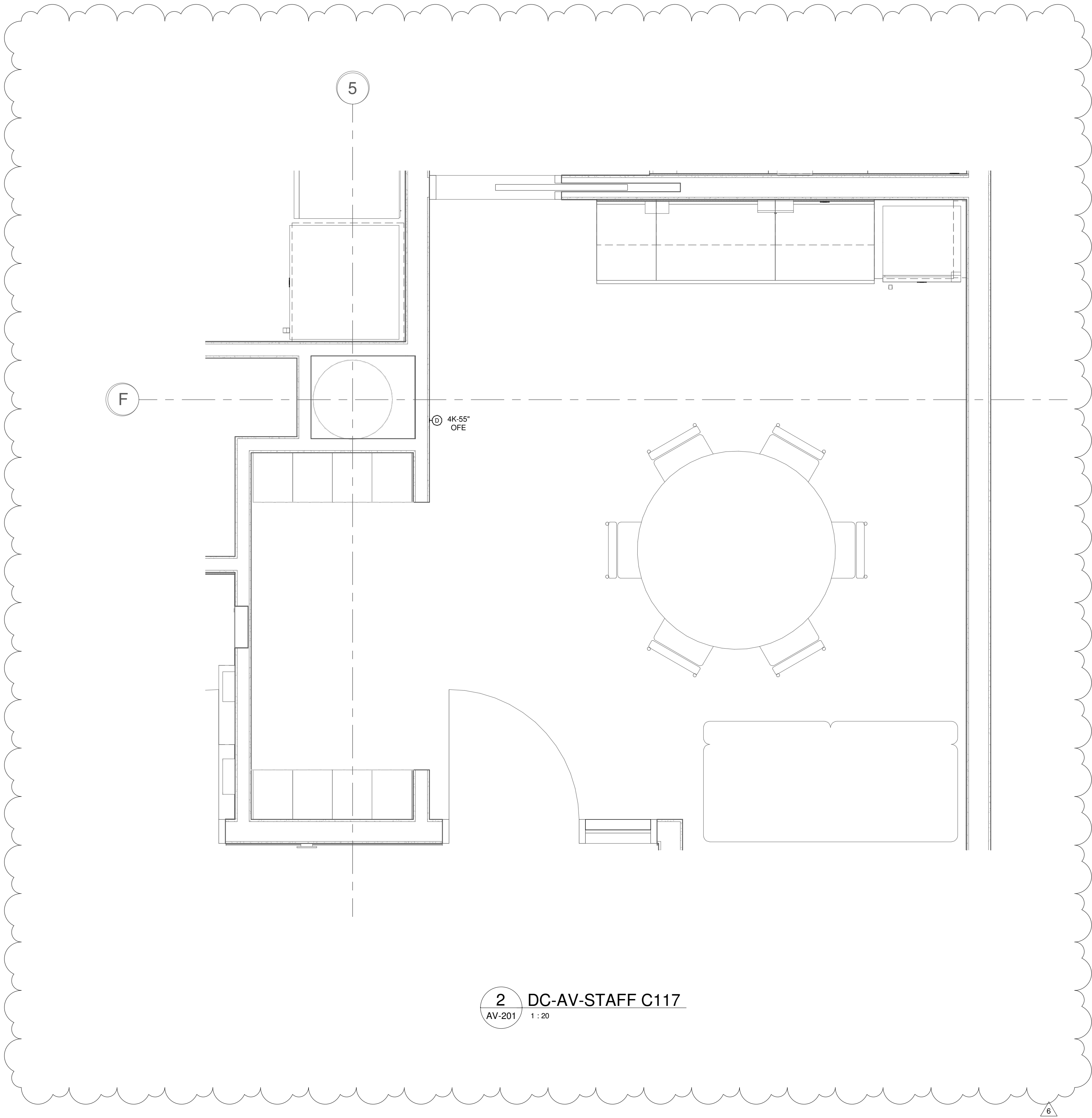
Toronto
Metro Hall Fire Station &
Early Years Child Care
Centre Renovation

55 John Street
Toronto ON
M5V 3C6

2021-0245

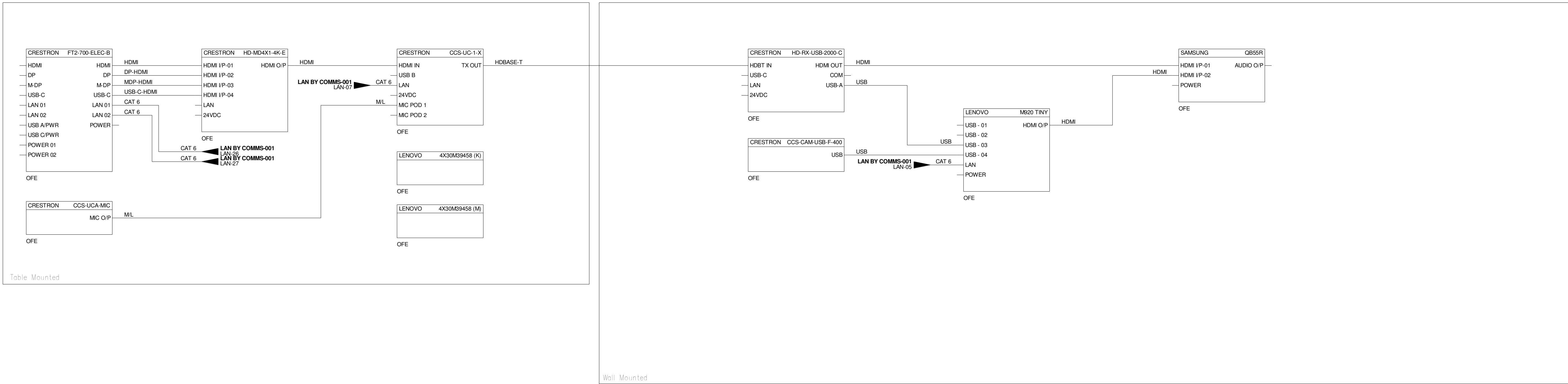
DAYCARE AUDIO VISUAL LAYOUT

AV-101

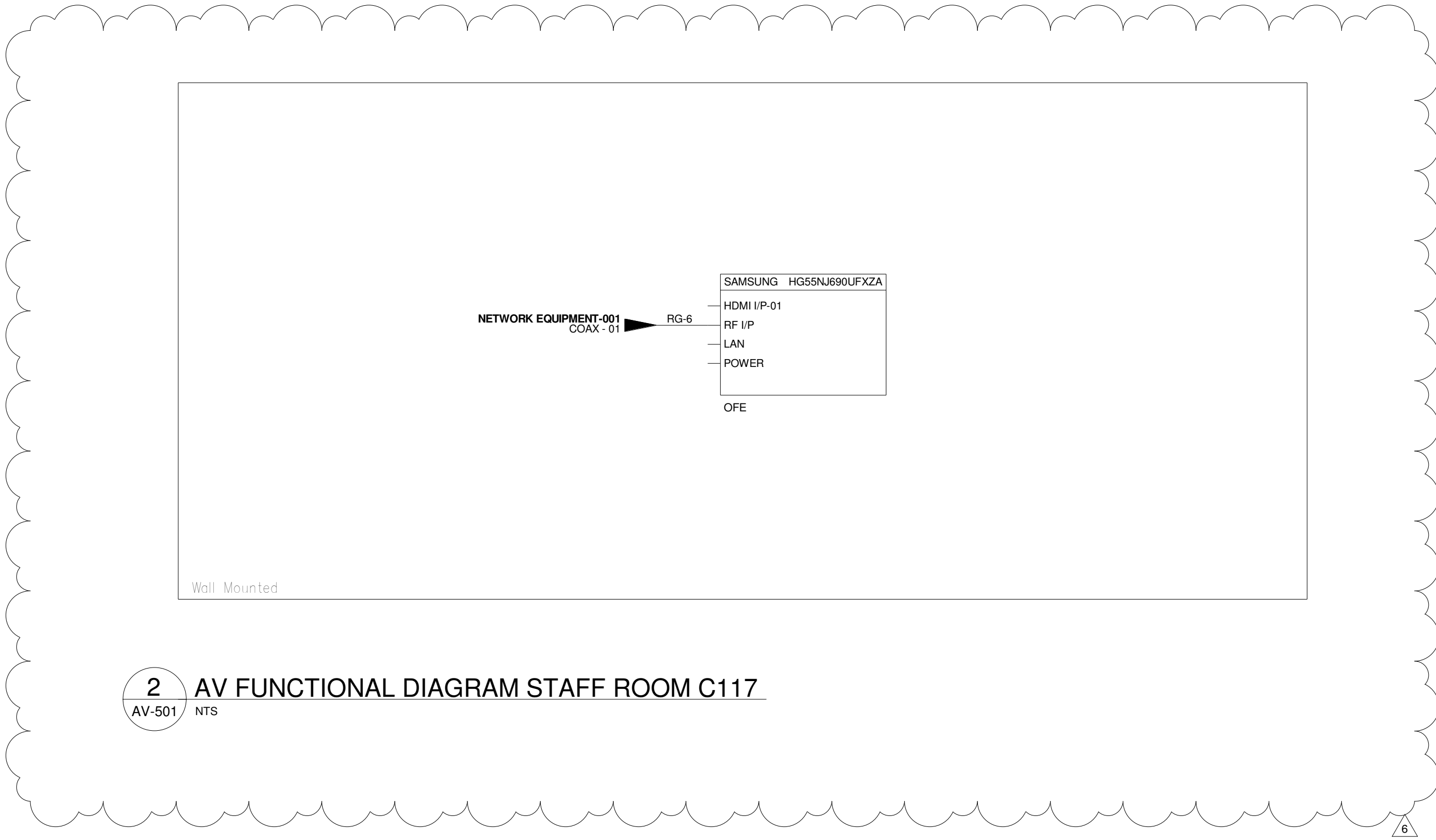


			ISSUED
No.	Date	Description	
1	2023-03-17	ISSUED FOR 75% DESIGN REVIEW	
2	2023-03-01	ISSUED FOR 85% DRAFT DESIGN REVIEW	
3	2023-07-14	ISSUED FOR 85% DESIGN REVIEW	
4	2023-08-23	ISSUED FOR APPROVAL	
5	2024-02-01	ISSUED FOR TENDER	
6	2024-11-28	ISSUED FOR ADD-AV01	

Contractor Must Check & Verify all Dimensions on the Job.
Do Not Scale Drawings.
All Drawings, Specifications and Related Documents are the Copyright Property of the Architect and Must be Returned Upon Request. Reproduction of Drawings, Specifications and Related Documents in Part or in Whole is Forbidden Without the Written permission of the Architect.
This Drawing is Not to be Used for Construction Until Signed by the Architect.



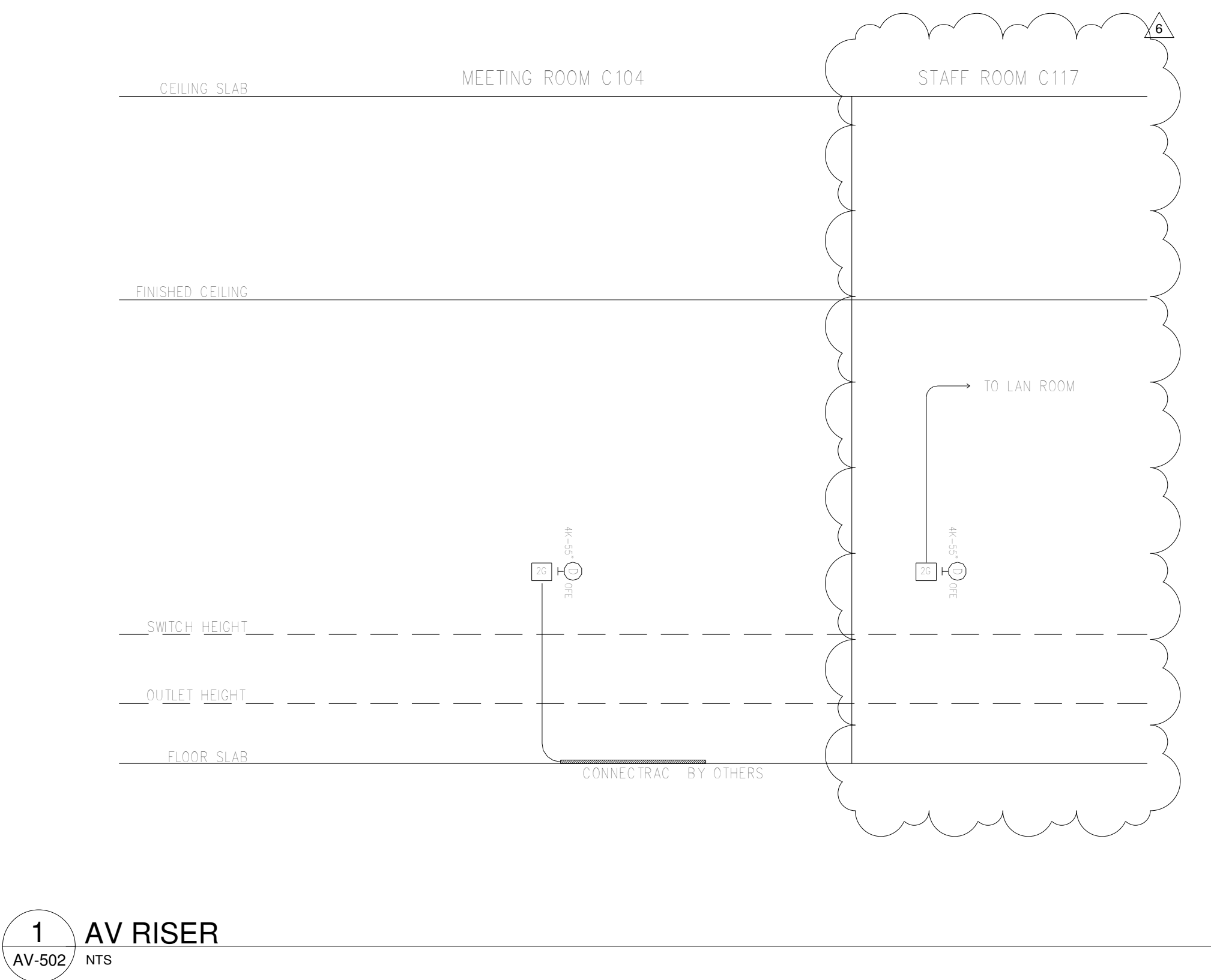
1 AV FUNCTIONAL DIAGRAM MEETING ROOM C104
AV-501 NTS



2 AV FUNCTIONAL DIAGRAM STAFF ROOM C117
AV-501 NTS

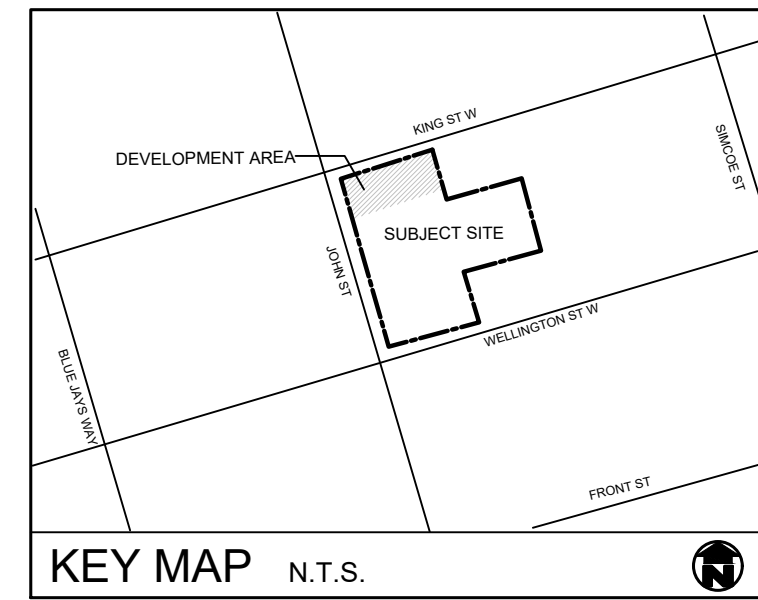
ISSUED		
No.	Date	Description
1	2023-03-17	ISSUED FOR 75% DESIGN REVIEW
2	2023-03-01	ISSUED FOR 85% DWG/T DESIGN REVIEW
3	2023-07-14	ISSUED FOR 85% DESIGN REVIEW
4	2023-08-23	ISSUED FOR APPROVAL
5	2024-02-01	ISSUED FOR TENDER
6	2024-11-28	ISSUED FOR ADD-AV01

NOTES:
CONDUIT SIZE TO BE 21mm UNLESS OTHERWISE NOTED.



1 AV RISER
NTS

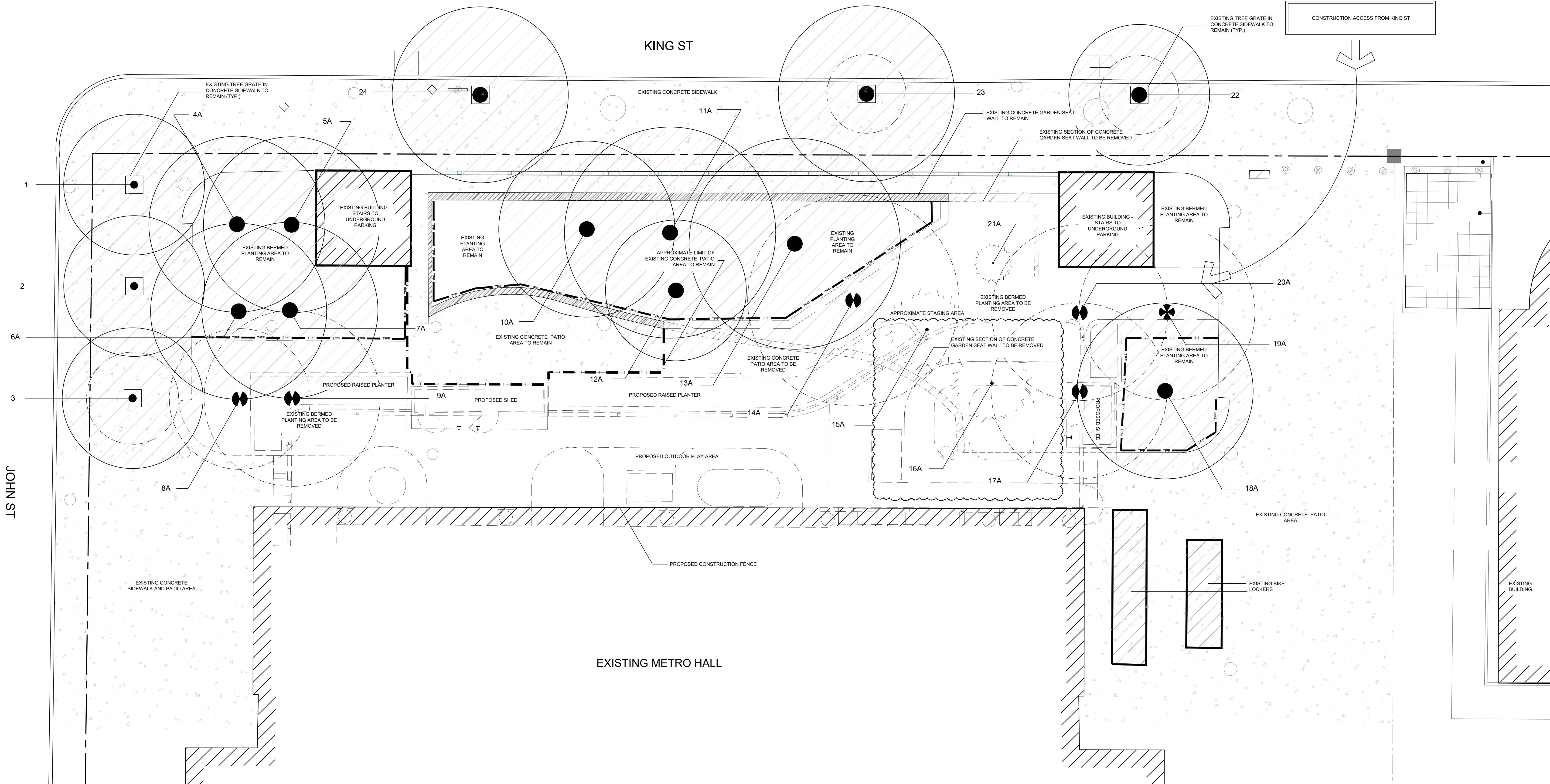
ISSUED		
No.	Date	Description
1	2023-03-17	ISSUED FOR 75% DESIGN REVIEW
2	2023-05-01	ISSUED FOR 85% DRAFT DESIGN REVIEW
3	2023-07-14	ISSUED FOR 95% DESIGN REVIEW
4	2023-08-23	ISSUED FOR APPROVAL
5	2024-02-01	ISSUED FOR TENDER
6	2024-11-28	ISSUED FOR ADD-AV01



GENERAL NOTES

1. ALL WORKMANSHIP WILL BE TO THE STANDARDS OF LANDSCAPE ONTARIO.
2. CONTRACTOR TO LOCATE ALL UNDERGROUND UTILITIES.
3. SITE PLAN INFORMATION AS PER DIAMOND SCHMITT ARCHITECTS.
4. EXISTING CONDITIONS PROVIDED BY SALTER PILON ARCHITECTS INC.

No.	Date	Description	ISSUED
1	23 Aug. 23	Issued for approval	
2	20 Oct. 23	Re-issued for Tree Declaration	
3	15 Mar. 24	Revised as per site plan	
4	9 Jul. 24	Issued for building permit	
5	23 Oct. 24	Issued for addendum	
6	26 Nov. 24	Issued as per comments	



TREE INVENTORY LIST

ID #	Tree Species	D.B.H (cm)	Condition	Ownership	Status	Comments
1	Ginkgo biloba	27	Good	Subject site	Preserve	
2	Ginkgo biloba	28	Good	Subject site	Preserve	
3	Ginkgo biloba	31	Good	Subject site	Preserve	
4A	Syringa reticulata	16/12	Fair	Subject site	Preserve	Trunk split
5A	Syringa reticulata	16/12	Fair	Subject site	Preserve	
6A	Syringa reticulata	14/14/14	Fair	Subject site	Preserve	
7A	Syringa reticulata	10/14	Fair	Subject site	Preserve	
8A	Syringa reticulata	18/15/21	Fair	Subject site	Remove (grading within rootzone)	
9A	Syringa reticulata	18/22	Fair	Subject site	Remove (grading within rootzone)	
10A	Acer ginnala	20/16/16/16/12/15	Fair	Subject site	Preserve	
11A	Acer ginnala	16/16/18/22	Fair	Subject site	Preserve	
12A	Acer ginnala	26/15	Fair	Subject site	Preserve	
13A	Acer ginnala	16/20/23/13	Fair	Subject site	Preserve	
14A	Acer ginnala	18/22	Fair	Subject site	Remove (grading within rootzone)	
15A	Picea glauca	29	Poor	Subject site	Remove (grading within rootzone)	60% dead
16A	Picea glauca	24	Fair	Subject site	Remove (grading within rootzone)	Thin crown, 30% dead
17A	Syringa reticulata	15/10/12/12	Fair	Subject site	Preserve	
18A	Syringa reticulata	15/10/16	Fair	Subject site	Preserve	
19A	Syringa reticulata	15/10/16/15	Fair	Subject site	Remove (grading within rootzone)	
20A	Syringa reticulata	20/18	Fair	Subject site	Remove (grading within rootzone)	
21A	Picea glauca	24	Dead	Subject site	Remove (grading within rootzone)	Dead
22	Ginkgo biloba	22	Fair	Municipal property	Preserve	
23	Quercus bicolor var. inermis	27	Fair	Municipal property	Preserve	
24	Quercus bicolor var. inermis	28	Fair	Municipal property	Preserve	

TREE PROTECTION NOTES

1. PRIOR TO THE REMOVAL OF VEGETATION ON SITE AND/OR THE START OF CONSTRUCTION, A CERTIFICATION LETTER VERIFYING TREE PROTECTION FENCING HAS BEEN INSTALLED IS TO BE SUBMITTED TO THE ENGINEERING SERVICES LANDSCAPE REPRESENTATIVE IN COMPLIANCE WITH THE APPROVED PLANS.
2. AS PART OF ANY TREE REMOVAL OPERATION ALL STEMS, LIMBS AND STUMPS SHOULD BE REMOVED FROM THE SITE.
3. UPON COMPLETION OF ANY TREE REMOVAL OPERATIONS, TREE PROTECTION FENCING SHOULD BE INSTALLED AS ILLUSTRATED. TREE PROTECTION FENCING WILL REMAIN INSTALLED DURING THE DURATION OF CONSTRUCTION.
4. ANY ROOTS DISTURBED DURING CONSTRUCTION SHOULD BE CUT CLEANLY AND BURIED IMMEDIATELY.
5. NO HEAVY EQUIPMENT OR STOCKING OF MATERIAL SHALL OCCUR WITHIN THE DRILPLINES OF ANY TREES THAT ARE TO BE PRESERVED.
6. TREE PROTECTION MEASURES TO BE INSPECTED BY LANDSCAPE ARCHITECT AND TOWNSHIP STAFF PRIOR TO START OF CONSTRUCTION.
7. IF CONSTRUCTION OR ANY WORK OCCURS WITHIN THE TREE PRESERVATION ZONE, INSIDE THE LIMITS OF THE TREE PROTECTION FENCE, IT IS NECESSARY TO ONLY USE HAND TOOLS. NO MACHINERY WILL BE PERMITTED IN THIS ZONE. ANY WORK WITHIN THE TPZ MUST BE APPROVED BY LANDSCAPE ARCHITECT.
8. ANY TREES PROPOSED TO BE PROTECTED ARE IMPACTED BY DEVELOPMENT WILL BE REPLACED WITH THE SAME SPECIES OF AN APPROVED ALTERNATE.
9. NO VEGETATION REMOVALS ARE TO OCCUR ON THE SITE UNTIL THE TIME OF FINAL SITE PLAN APPROVAL.

LEGEND	
	EXISTING INVENTORIED TREES TO REMAIN
	EXISTING INVENTORIED TREES TO BE REMOVED
	TREE PROTECTION FENCE
	PROPOSED CONSTRUCTION FENCING - MODULAR OR APPROVED EQUAL
	TREE PROTECTION ZONE

Toronto
Parks, Forestry & Recreation

Tree Protection Zone (TPZ)

All construction related activities, including grade alteration, excavation, soil compaction, any materials or equipment storage, disposal of liquid and vehicular traffic are **NOT** permitted within this TPZ.

This tree protection barrier must remain in good condition and must not be removed or altered without authorization of City of Toronto, Urban Forestry.

Concerns or inquiries regarding this TPZ can be directed to:
311 or 311@toronto.ca

Toronto
Parks, Forestry & Recreation

Tree Protection Barriers

1. Tree protection barriers must be constructed with a solid wood frame clad with plywood or approved equivalent. Height of hoarding may be less than 6 ft. to accommodate any branches that may be loose.
2. Tree protection barriers for trees situated on the City road allowance where visibility must be maintained can be 1.2m (4ft) high and consist of orange plastic with snow fencing on a wood frame made of 2 x 4's.
3. Where some excavate or fill has to be temporarily located near a tree protection barrier, plywood must be used to ensure no material enters the Tree Protection Zone.
4. No construction activity, grade changes, surface treatment or excavations of any kind is permitted within the Tree Protection Zone.

Note:
Settlement control fencing shall be installed in locations indicated in an Urban Forestry approved Tree Protection Plan. The settlement control fencing must be installed to Ontario Provincial Standards (OPSD 218 130) heavy duty silt fence barrier and to the satisfaction of Urban Forestry. See Detail TP-1.

Toronto
Urban Forestry
February 2016
Detail TP-1


1 CITY OF TORONTO STANDARD
TREE PROTECTION FENCING DETAIL
NTS

2 TREE PROTECTION ZONE SIGNAGE DETAIL
NTS

NOTES

SITE VISIT DATE: APRIL 10, 2023
TREE INVENTORY COMPLETED BY ISA CERTIFIED ARBORIST CATHERINE HODGINS #0N-2256A
TREE LOCATIONS AND DRILPLINES BASED ON TOPOGRAPHIC SURVEY PROVIDED BY SALTER PILON ARCHITECTURE, HILL DESIGN STUDIO FIELD SURVEY AND CITY OF TORONTO AERIAL PHOTOGRAPHY.
NA DENOTES APPROXIMATE LOCATION OF TREE BASED ON HILL DESIGN STUDIO FIELD SURVEY & AERIAL PHOTOGRAPHY.
ALL VEGETATION ON SITE AND WITHIN 6M OF PROPERTY BOUNDARY HAVE BEEN IDENTIFIED.

DRAWING BY: CHL
DESIGN BY: CHL
APPROVED BY: ANH
PLOT DATE: OCT 23, 2024

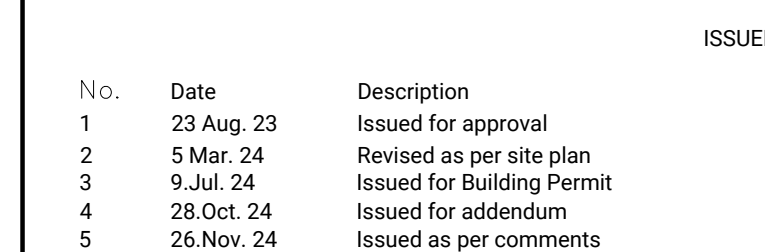


Metro Hall Fire Station &
Early Years Child Care Centre
Renovation

55 John Street
Toronto, ON
M5V 3C6

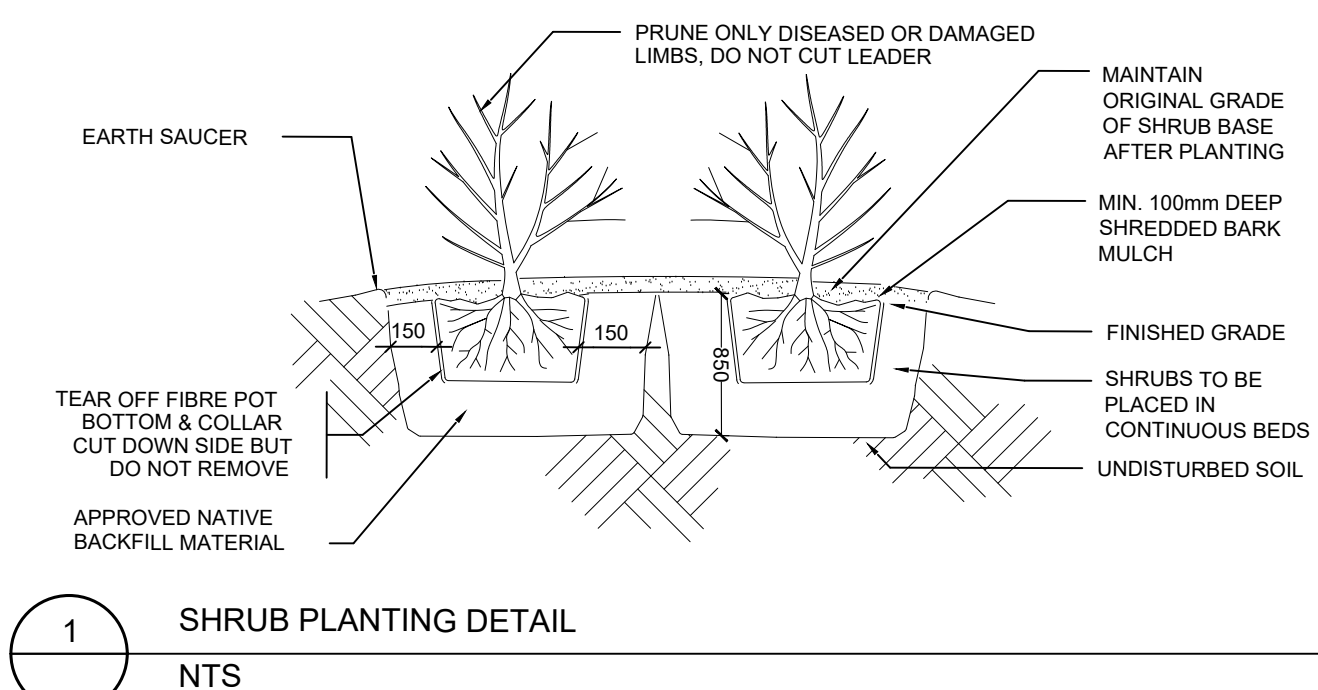
2023-15
TREE AND CONSTRUCTION
MANAGEMENT PLAN
Scale: 1:125

L1



1. ALL WORKSMANSHIP WILL BE TO THE STANDARDS OF LANDSCAPE ONTARIO.
2. ALL PLANT MATERIAL TO BE NO 1 GRADE NURSERY GROWN IN ACCORDANCE WITH THE CANADA STANDARDS FOR NURSERY STOCK, 8TH EDITION, 2017. BY THE CANADIAN NURSERY TRADES ASSOCIATION.
3. BACKFILL WILL CONSIST OF SOIL NATIVE TO THE SITE OR GENERAL SOIL TYPE/ECLASSE NATIVE TO THE SITE. TOPSOIL TO BE REPLACED TO THE SAME DEPTH AND TYPE AS REMOVED TO ALLOW GROWTH AS PER THE RECOMMENDATIONS OF THE SOIL TEST.
4. CONTRACTOR SHALL MAINTAIN ALL LANDSCAPE AREAS UNTIL THE END OF EACH GROWING SEASON.
5. CONTRACTOR TO KEEP ALL UNDERGROUND UTILITIES.
6. PLANTING MAY BE ADJUSTED TO SUIT LOCATIONS OF SITE UTILITY STRUCTURES/SERVICES.
7. ALL MATERIALS MUST BE APPROVED BY LANDSCAPE ARCHITECT PRIOR TO INSTALLATION.
8. DRIVEWAY TO BE A MINIMUM OF 100mm 100mm COMPACTED DEPTH ON ALL TREE PITTS AND PLANTING BEDS.
9. CHECK AND VERIFY ALL DIMENSIONS AND QUANTITIES PRIOR TO COMMENCEMENT OF WORK. ANY DISCREPANCIES ARE TO BE REPORTED TO THE CLIENT IMMEDIATELY. ANY CHANGES TO THE QUANTITIES NOTED WITHIN THE PLAN SUPERSEDE THOSE IN THE ORIGINAL SPECIFICATIONS. SHALL BE APPROVED BY THE LANDSCAPE ARCHITECT.
10. SOIL AS MARKED WITH NURSERY SOD ON A MINIMUM OF 100mm DEPTH TO BE THE SAME TYPE AND CLASSIFICATION AS THE SOD TO BE REMOVED. SPECIFICATIONS AND REPAIR DAMAGE TO BE MADE TO THE SAME STANDARD.
11. FINAL INSPECTION AND ACCEPTANCE OF PLANTING WORK SHALL COINCIDE WITH THE FINAL INSPECTION AND ACCEPTANCE OF THE ENTIRE PROJECT.
12. ALL SEEDED SLOPES 3:1 AND GREATER TO RECEIVE EROSION CONTROL MATTING. PIN SOD ON ALL SLOPES OF 3:1 OR GREATER.
13. SUBMIT A WRITTEN GUARANTEE TO THE EFFECT THAT ALL PLANTS WILL BE GUARANTEED TO SURVIVE FOR A PERIOD OF 180 DAYS. ALL PLANTS PLANTED UNTIL JULY 15th SHALL BE GUARANTEED UNTIL JULY 15th THE FOLLOWING YEAR. ALL PLANTS PLANTED AFTER JULY 15th SHALL BE GUARANTEED TO DECEMBER 31st SHALL BE GUARANTEED FOR ONE YEAR FROM THE DATE OF PLANTING. ALL PLANTS PLANTED AFTER DECEMBER 31st SHALL APPLY TO ALL NURSERY GROWN PLANTS.
14. AT THE TIME OF FINAL INSPECTION ALL PLANTS SHALL BE IN A HEALTHY, VIGOROUS GROWING CONDITION. PLANTED IN FULL ACCORDANCE WITH THE LANDSCAPE ARCHITECT'S SPECIFICATIONS.
15. SITE PLAN INFORMATION AS PER DIAMOND SCAFFOLD ARCHITECTS.
16. THE PLAN HAS BEEN CREATED IN THE ABSENCE OF SITE GRADING AND SURVEYING DATA.
17. SITE LIGHTING BY OTHERS.

KEY	QUANT.	BOTANICAL NAME	COMMON NAME	SIZE	COND.
Ds	45	<i>Dienella</i> x Kodiak Orange	Kodiak Orange Bush Honeysuckle	60cm, 3 gal.	Pot
Trn	13	<i>Taxus</i> x media 'Densaformis'	Dense Yew	60cm, 3 gal.	Pot
hg	15	<i>Hosta</i> 'Great Expectations'	Great Expectations Hosta	1 gal.	Pot



POURED IN PLACE EXPOSED AGGREGATED CONCRETE, ARTEVEA SAND OR EQUAL, SANDBLAST/LOW ETCH FINISH.

DYE: ARTEVEA ANTIQUE LAKE (OR EQUAL) SAMPLE FOR REVIEW ON SITE

MINIMUM 2% CROSS SLOPE

100

150

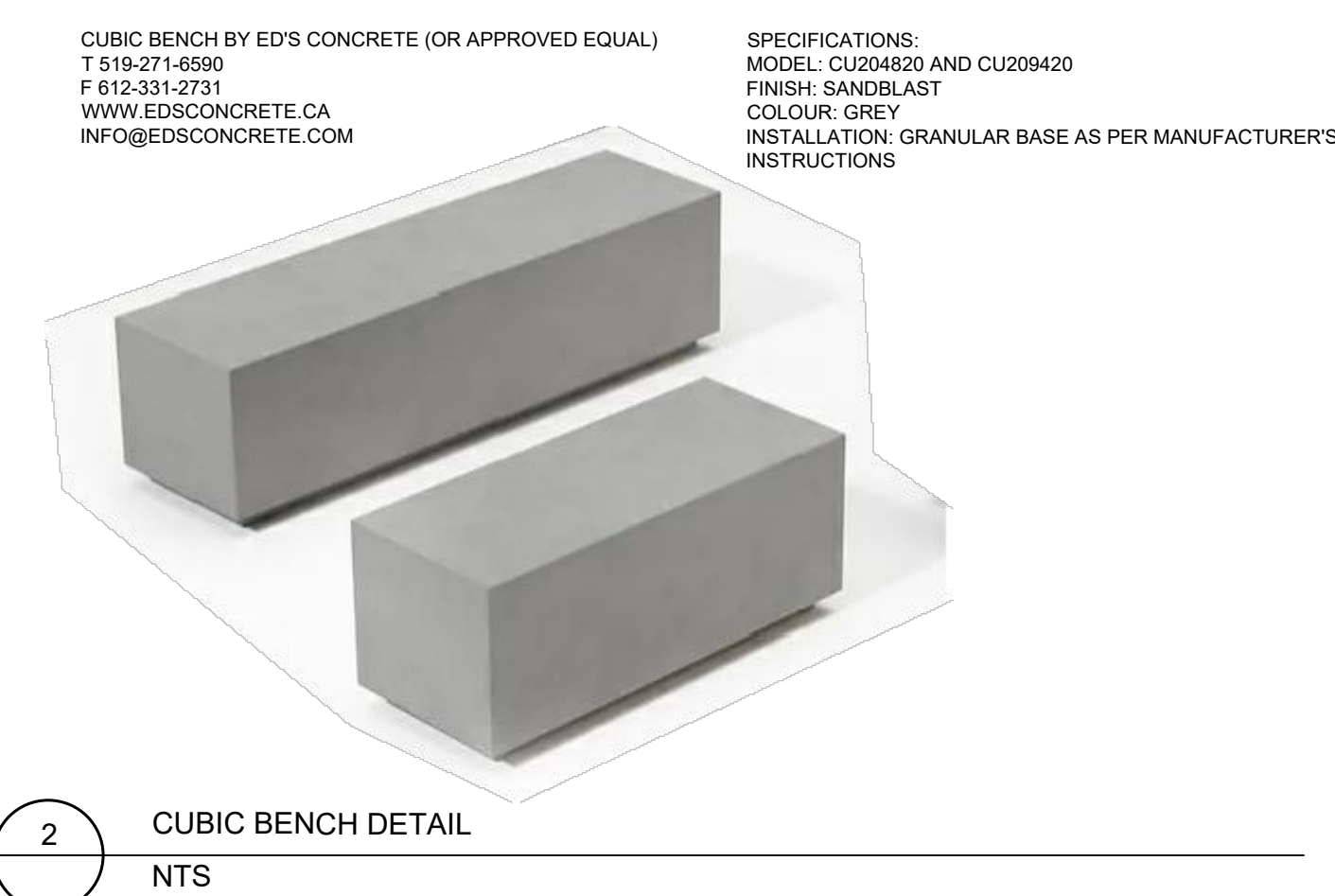
200

REINFORCING WIRE MESH AS REQUIRED

DECORATIVE SAW CUT PATTERN TO MATCH EXISTING, TO BE CONFINED IN THE FIELD

200mm GRANULAR FILL COMPACTED TO 98% PRO. EXCAVATION TO EXTEND 100mm DEEPER THAN CONCRETE PAD ON ALL SIDES

COMPACTED OR UNDISTURBED SUBGRADE TO 98% PRO

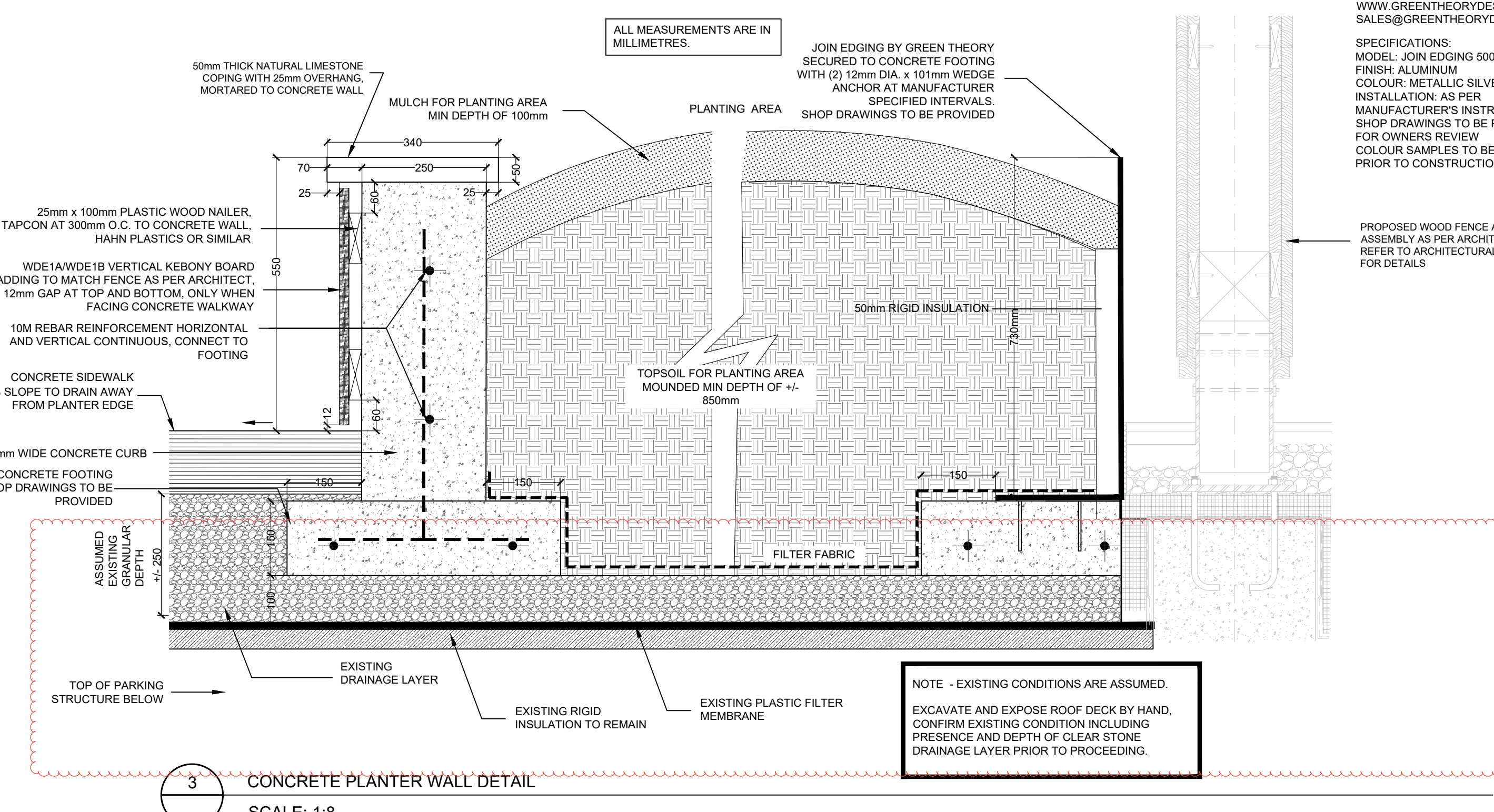


Technical drawing showing two types of joints in a concrete slab:

- EXPANSION JOINT @ 6000mm O.C. UNLESS OTHERWISE DESCRIBED ON LAYOUT PLAN**
 - Hot Paraplasic Sealing Compound conforming to MTC Form 1306
 - Preformed Filler Full Depth of Slab
 - 25mm
 - 13
- CONTROL JOINT @ 2000mm O.C. UNLESS OTHERWISE DESCRIBED ON LAYOUT PLAN**
 - Saw Cut or Tooled Joint
 - 6
 - 25mm

NOTES:

1. ALL DIMENSIONS SHOW MILLIMETRES
2. THIS DETAIL IS TO BE IN ACCORDANCE WITH SPECIFICATION SECTION IN-PLACE CONCRETE PREP



3 CONCRETE
SCALE: 1:8

DRAWING BY: CMH
DESIGN BY: CMH
APPROVED BY: AWH
PLOT DATE: OCT 28, 2022



Metro Hall Fire Station &
Early Years Child Care Centre
Renovation

KING STREET LANDSCAPE PLAN

L2