

ABBREVIATIONS

A

AT ASPHALT IMPREGNATED FIBREBOARD
A.F.F. ABOVE FINISHED FLOOR
A.C.T. ACUSTIC TILE CEILING
ALUM. ALUMINUM
APPROX. APPROXIMATE
A.C.W.F.D. ACUSTIC CORE WOOD FLUSH DOOR

B

BLOCKING BLOCKING
BD. BOARD
BOTT. BOTTOM
B.E.W. BOTTOM EACH WAY
B.L.L. BOTTOM LOWER LAYER
BTN. BETWEEN
B.U.L. BOTTOM UPPER LAYER
BLDG. BUILDING
BU STEEL BUILT-UP (TO OWSJ)
BP BASE PLATE

C

CB. CATCH BASIN
C/C CENTRE TO CENTRE
COL. COLUMN
C/W COMPLETE WITH
CONC. CONCRETE
CONST. CONSTRUCTION
CONT. CONTINUOUS
CO-ORD. CO-ORDINATE
CJ. CONTROL JOINT
CRS. COURSE

D

DIA. DIAMETER
DIM. DIMENSION
DCBHM DOUBLE CATCH BASIN MANHOLE
DN. DOWN
DWG. DRAWING
DF DRINKING FOUNTAIN

E

EA. EACH
E.F. EACH FACE
E.W. EACH WAY
ELEC. ELECTRICAL
ELEV. ELEVATION
EQ. EQUAL
EQUIP. EQUIPMENT
EX. EXISTING
EXT. EXTERIOR

F

FIN. FINISH/FINISHED
F.E. FIRE EXTINGUISHER
F.R.R. FIRE-RESISTANCE RATING
F.S. FIRE SEPARATION
FLR. FLOOR
F.D. FLOOR DRAIN
FND. FOUNDATION

G

G1S GOOD ONE SIDE
G2S GOOD TWO SIDES
GALV. GALVANIZED
GRAN. GRANULAR
GYP. GYPSUM
GWB GYPSUM WALL BOARD

H

H.D. HEAVY DUTY
H.M.D. HOLLOW METAL DOOR
HORIZ. HORIZONTAL
H.E.F. HORIZONTAL EACH FACE
H.I.F. HORIZONTAL INSIDE FACE
H.O.F. HORIZONTAL OUTSIDE FACE
HR. HOUR
HSS HOLLOW STEEL SECTION

I

INCL. INCLUDED
I.F. INSIDE FACE
INSUL. INSULATION

J

JAN. JANITOR

L

L.C.C. LEAD COATED COPPER

M

MH. MANHOLE
MANUF. MANUFACTURED
MCJ. MASONRY CONTROL JOINT
M.O. MASONRY OPENING
MAX. MAXIMUM
MECH. MECHANICAL
MTD. MOUNTED
MEMB. MEMBRANE
MIRR. MIRROR

N

NBC NATIONAL BUILDING CODE
N.I.C. NOT IN CONTRACT
N.T.S. NOT TO SCALE
No. NUMBER

O

O.C. ON CENTRE
ONB ONTARIO BUILDING CODE
OSB ORIENTED STRAND BOARD
O.D. OUTSIDE DIAMETER
O.F. OUTSIDE FACE
OWSJ OPEN WEB STEEL JOIST

P

PED. PEDESTAL
PLAM. PLASTIC LAMINATE
PLYWD. PLYWOOD
POLY. POLYETHYLENE
PREFIN. PREFINISHED
P.T. PRESSURE TREATED
PTD. PAINTED
P.SF. PRESSED STEEL FRAME

Q

Q.T. QUARRY TILE

R

RAD. RADIUS
R.W.L. RAIN WATER LEADER
REINF. REINFORCED/REINFORCING
REQ'D. REQUIRED
REQTS. REQUIREMENTS
R.D. ROOF DRAIN
RM. ROOM
R.O. ROUGH OPENING

S

SN. SANITARY
S/C SAW CUT
SEP. SEPARATION
SH. SHELF/SHELVES
SHT. SHEET
SIM. SIMILAR
SPEC. SPECIFICATION
SPF SPRUCE PINE FIR
SQ. FT. SQUARE FEET
S.S. STAINLESS STEEL
STL. STEEL
SF. STEP FOOTING
STOR. STORAGE
STM. STORM
STRUCT. STRUCTURAL
SUSP. SUSPENDED
T. TIE JOIST
T.L.L. TOP LOWER LAYER
T.O. TOP OF
T.U.L. TOP UPPER LAYER
TYP. TYPICAL

U

U/G UNDERGROUND
U/S UNDERSIDE OF
U.N.O. UNLESS NOTED OTHERWISE

V

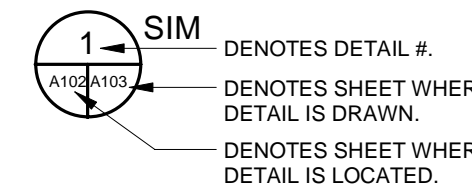
V.B. VAPOUR BARRIER
VEST. VESTIBULE
VERT. VERTICAL
V.E.F. VERTICAL EACH FACE
V.I.F. VERTICAL INSIDE FACE
V.O.F. VERTICAL OUTSIDE FACE
VCT. VINYL COMPOSITE TILE

W

WR. WASHROOM
W.V. WATER VALVE
W.W.M. WLEDED WIRE MESH
W/ WITH
W.D. WOOD DOOR

NOTE: SHEET NUMBERS SHOWN REFER TO ARCHITECTURAL DRAWINGS UNLESS INDICATED OTHERWISE.

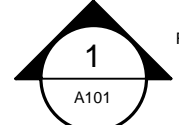
DENOTES: DETAIL TITLE



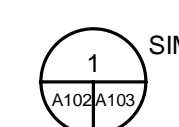
DENOTES: BUILDING SECTION



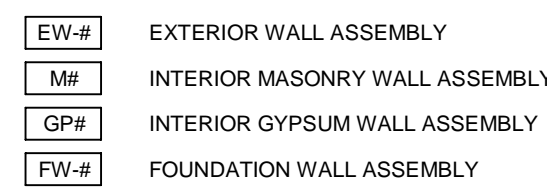
DENOTES: WALL SECTION



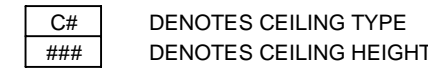
DENOTES: DETAIL



DENOTES: WALL/PARTITION ASSEMBLY



DENOTES: CEILING TYPE



DENOTES: DOOR NUMBER



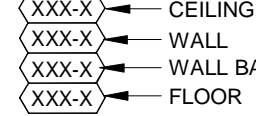
DENOTES: ROOM NAME AND NUMBER



DENOTES: WINDOW NUMBER



DENOTES: ROOM FINISHES



DENOTES: MATCH LINE




DENOTES: ROOF ASSEMBLY



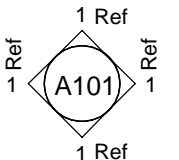
DENOTES: FLOOR ASSEMBLY



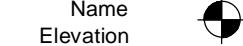
DENOTES: CONSTRUCTION KEYNOTE



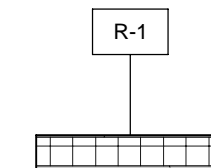
DENOTES: INTERIOR ELEVATIONS



DENOTES: LEVELS AND ELEVATIONS



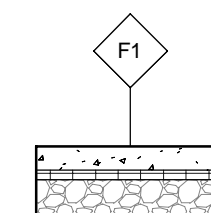
ROOF ASSEMBLY SCHEDULE



MAIN ROOF ASSEMBLY

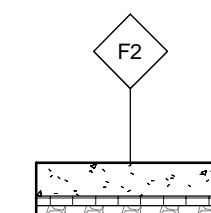
- 2-PLY MODIFIED BITUMEN ROOF MEMBRANE
- LOCALLY SLOPED ROOF CRICKETS WHERE SHOWN
- 13 FIBREGLASS FACED GYPSUM EXTERIOR SHEATHING
- 150 POLY ISOCYANURATE INSULATION (MIN. RSI-6.2)
- VAPOUR BARRIER
- 13 GLASS FIBRE REINFORCED GYPSUM EXTERIOR SHEATHING
- 38 METAL ROOF DECK
- SLOPED STEEL STRUCTURE BELOW SEE STRUCTURAL DRAWINGS

FLOOR ASSEMBLY SCHEDULE



OFFICE SLAB ON GRADE

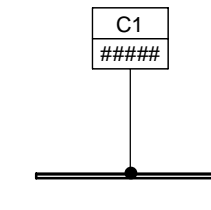
- 125 CAST-IN-PLACE CONCRETE
- 75 RIGID INSULATION (MIN. RSI-2.8)
- 200 CLEAR 19 CRUSHED STONE BASE LAYER (REFER TO GEOTECHNICAL)



GARAGE BAY SLAB ON GRADE

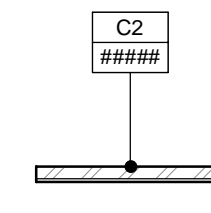
- 175 CAST-IN-PLACE CONCRETE
- 75 RIGID INSULATION (MIN. RSI-2.8)
- 200 CLEAR 19 CRUSHED STONE BASE LAYER (REFER TO GEOTECHNICAL)

CEILING ASSEMBLY SCHEDULE



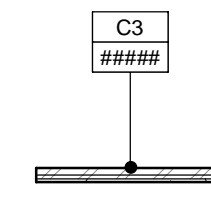
ACOUSTIC CEILING TILE

- 610x610 ACOUSTIC CEILING TILE ON INVERTED TEE SUPPORT GRID



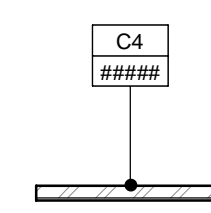
SUSPENDED LINEAR WOOD FEATURE

- 16 WOOD SLAT FINISH
- 38 STEEL FRAMING @ MAX 610 O.C.



SUSPENDED GYPSUM BOARD

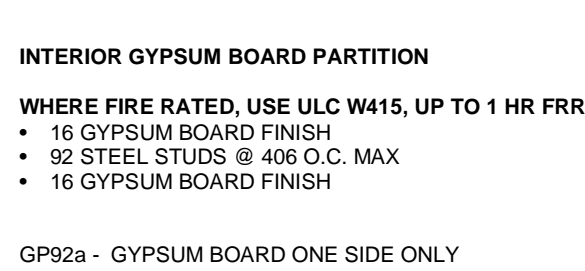
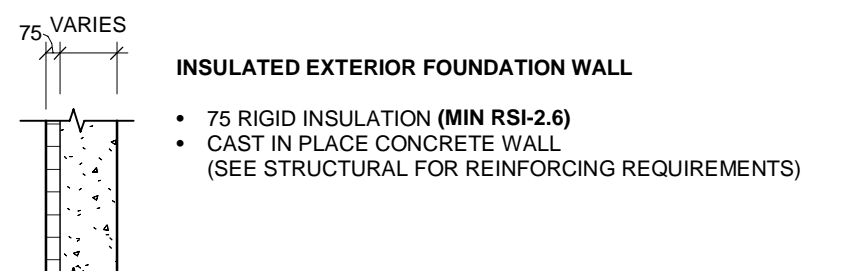
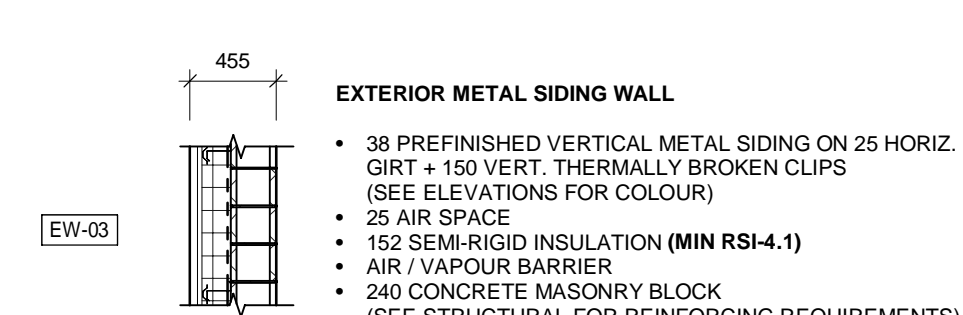
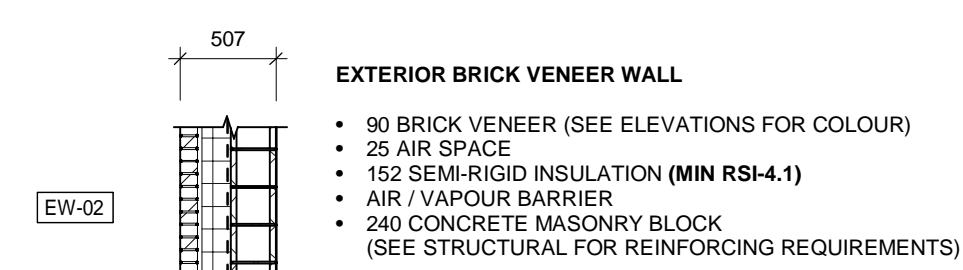
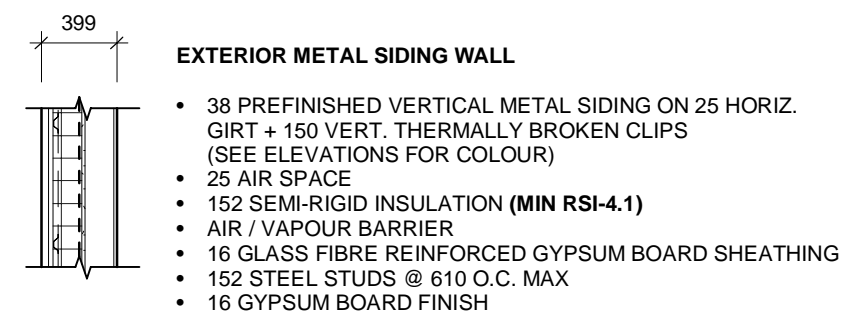
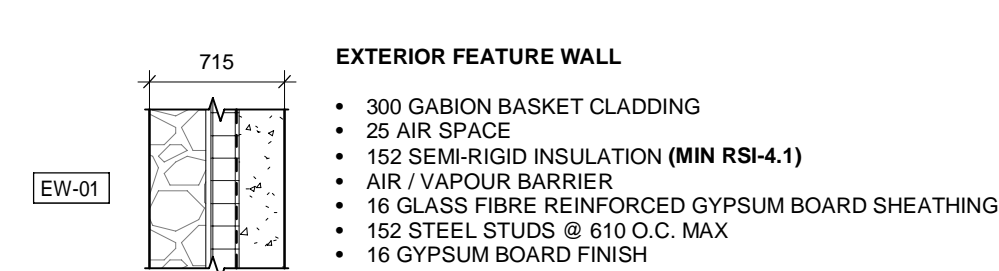
- 16 GYPSUM BOARD FINISH (PAINTED)
- PROVIDE MOISTURE-RESISTANT GYPSUM BOARD OVER WET AREAS
- 22 HAT CHANNELS
- 38 STEEL STUD FRAMING @ 610 O.C.



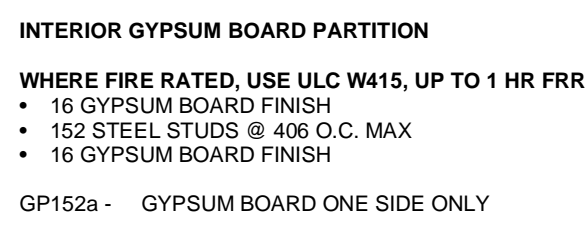
SUSPENDED LINEAR WOOD FEATURE

- 16 WOOD SLAT FINISH
- 38 STEEL FRAMING @ MAX 610 O.C.

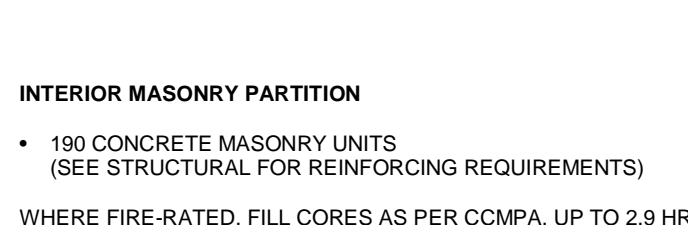
WALL ASSEMBLY SCHEDULE



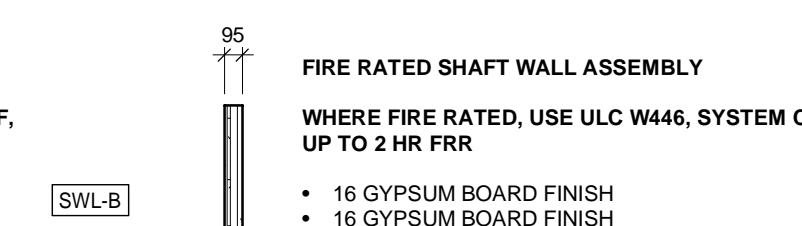
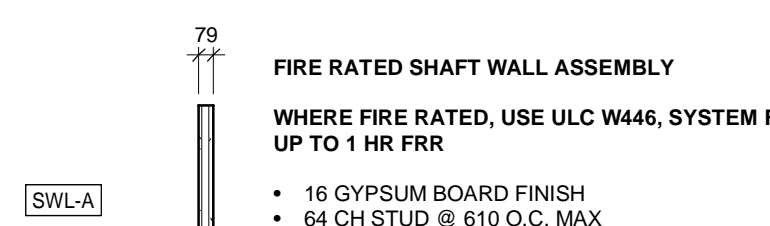
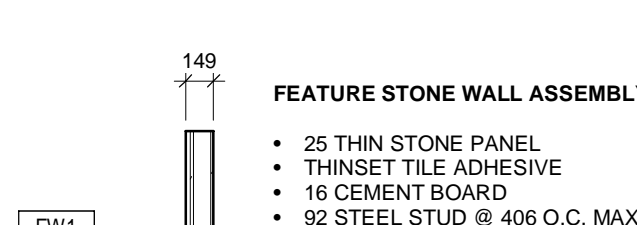
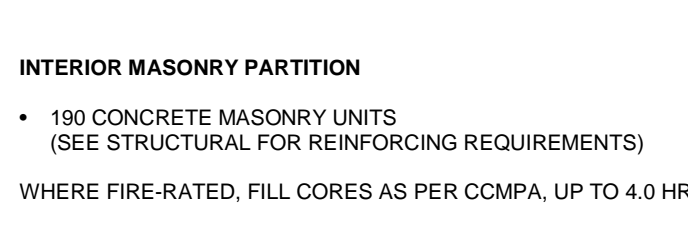
GP32a - GYPSUM BOARD ONE SIDE ONLY
GP32b - STUD ONLY



GP152a - GYPSUM BOARD ONE SIDE ONLY



WHERE FIRE-RATED, FILL CORES AS PER CCMPA, UP TO 4.0 HR



ALL MEASUREMENTS ARE TO BE VERIFIED BY THE CONTRACTOR ON SITE AND ANY DISCREPANCIES ARE TO BE REPORTED BEFORE PROCEEDING WITH THE WORK. THE REGION OF DURHAM ASSUMES NO RESPONSIBILITY FOR THE ACCURACY OF THE LOCATION OF EXISTING SERVICES AS INDICATED ON THIS DRAWING. DO NOT SCALE DRAWINGS.

1890 Fifth Concession Rd

NO.	DATE.	NAME	REVISIONS

PRIME CONSULTANT		
SUB CONSULTANT		

DESIGN BY: JC / GG	SCALE: As Indicated
DRAWN BY: TH / MR	DATE: 10/08/20
CHECKED BY: JC	CONSULTANT PROJECT NO. 60611569
APPROVED BY: RT	CLIENT FILE No.: 811/20

NO	DATE	NAME	REVISIONS

	THE REGIONAL MUNICIPALITY OF DURHAM WORKS DEPARTMENT DESIGN, CONSTRUCTION & ASSET MANAGEMENT
--	---

PROPERTY NO.	FACILITIES CODE	FACILITIES PROJECT NO.
CONTRACT NO.	DRAWING NO.	SHEET NO.
T- 1160- 2021	A- 001	P061- 18- 01

NAME OF PRACTICE:
AECOM Canada Architects Ltd
50-290 Sportsworld Crossing Rd
Kitchener, Ontario
N2P 0A4

PROJECT IMPORTANCE CATEGORY:
POST-DISASTER
REFER TO STRUCTURAL FOR MORE INFORMATION

NAME OF PROJECT:
SEATON STATION - REGION OF DURHAM PARAMEDIC SERVICES

PROJECT LOCATION:
SEATON, ONTARIO

ITEM

2012 ONTARIO BUILDING CODE
DATA MATRIX - PARTS 3 AND 9

OBC REFERENCE
REFERENCES ARE TO DIVISION B UNLESS NOTED [A]
FOR DIVISION A OR [C] FOR DIVISION C.

01

PROJECT DESCRIPTION:
NEW BUILD PARAMEDICS SERVICES STATION WITH
TRAINING COMPONENT.

☒ NEW
☐ ADDITION
☐ ALTERATION

☐ CHANGE
OF USE

☐ PART 11
11.1 TO
11.4

☒ PART 3
1.1.2.[A]

☐ PART 9

02

MAJOR OCCUPANCY(S):
GROUP D - OFFICE
GROUP F, DIV. 3 - STORAGE GARAGE
GROUP A, DIV. 2 - TRAINING CENTRE

3.1.2.1. (1)
APPENDIX "A"

03

BUILDING AREA (m²):
EXISTING: 0 m² NEW: 1,519.7 m² TOTAL: 1,519.7 m²

1.4.1.2.[A]

04

GROSS FLOOR AREA (m²):
EXISTING: 0 m² NEW: 1,519.7 m² TOTAL: 1,519.7 m²

1.4.1.2.[A]

05

MEZZANINE(S) AREA (m²):
EXISTING: 0 m² NEW: 0 m² TOTAL: 0 m²

3.2.1.1. (3) thru (8)

06

MEZZANINE 10% OR LESS ENCLOSED AREA (m²):
0 m²

07

MEZZANINE 40% OR MORE UNCLOSED AREA (m²):
0 m²

08

NUMBER OF STOREYS:
ABOVE GRADE: 1
BELOW GRADE: 0

1.4.1.2.[A], 3.2.1.1.

09

BUILDING HEIGHT (m):
6.6 m

10

NUMBER OF STREETS / FIRE FIGHTER ACCESS: 2 STREETS

3.2.2.10. & 3.2.5.

11

BUILDING CLASSIFICATION: 3.2.2.25

3.2.2.25

12

SPRINKLER SYSTEM PROPOSED:
☐ ENTIRE BUILDING
☐ SELECTED COMPARTMENTS
☐ SELECTED FLOOR AREAS
☐ BASEMENT ONLY
☐ IN LIEU OF ROOF RATING
☒ NOT REQUIRED

3.2.2.25
3.2.1.5.
3.2.2.17.
INDEX
INDEX

13

STANDPIPE SYSTEM REQUIRED:
☐ YES
☒ NO
HOSE CABINET LOCATION:
30.0M MAX. + 3.0M HOSE STREAM

3.2.9.
3.2.9.4(i)
3.4.4.4.(9)(a)

14

FIRE ALARM REQUIRED:
☒ YES
☐ NO
NOT REQUIRED, BUT PROVIDED ABOVE
AND BEYOND CODE REQUIREMENTS

3.2.4.

15

WATER SERVICE/SUPPLY IS ADEQUATE:
☒ YES
☐ NO

3.2.5.7.

16

HIGH BUILDING:
☐ YES
☒ NO
IF YES, REFER TO
HIGH BUILDING REQUIREMENTS CHART

3.2.6.

17

CONSTRUCTION RESTRICTIONS:
REQUIRED: ☐ COMBUSTIBLE PERMITTED ☐ NON-COMBUSTIBLE ☒ BOTH
PROVIDED: ☐ COMBUSTIBLE ☒ NON-COMBUSTIBLE ☐ BOTH

3.2.2.25

18

HAZARDOUS SUBSTANCES:
☐ YES
☒ NO

19

BARRIER-FREE DESIGN:
☒ YES
☐ NO (EXPLAIN):

3.8.

20

BARRIER-FREE ENTRANCES:
No. OF ENTRANCES REQ'D TO BE BARRIER FREE: 2
POWER DOOR OPERATORS REQ'D: ☒ YES ☐ NO

3.8.1.2.
3.8.3.3.

21

REQUIRED FIRE RESISTANCE RATINGS:
HORIZONTAL ASSEMBLIES FIRE RESISTANCE RATINGS (F.R.R.)
FLOOR: 0 HR FRR
ROOF: 0 HR FRR
MEZZANINE: N/A
FIRE RESISTANCE RATINGS OF SUPPORTING MEMBERS (F.R.R.)
FLOOR: NOT REQ'D
ROOF: NOT REQ'D
MEZZANINE: NOT REQ'D
LISTED DESIGN No. (ULC) OR ASSEMBLY DESCRIPTION (SB-2)
FLOOR: NON. COMB.
ROOF: NON. COMB.
MEZZANINE: NOT REQ.
LISTED DESIGN No. (ULC) OR ASSEMBLY DESCRIPTION (SB-2)
FLOOR: NOT REQ'D
ROOF: NOT REQ'D
MEZZANINE: NOT REQ'D

3.2.2.25
3.2.4.1.

22

REQUIRED SEPARATION FIRE RESISTANCE RATINGS:
SPACE NAME:
SUITES
PUBLIC CORRIDORS
JANITOR ROOMS
SERVICE ROOMS
VERTICAL SERVICE SPACES
HORIZONTAL SERVICE SPACES
ELEVATOR - HOISTWAY
ELEVATOR - MACHINE ROOM
EXITS - STAIR TOWERS
EXITS - CORRIDORS
LOBBY SEPARATION TO OTHER EXITS
REQUIRED RATING:
1 HR
45 MIN
0 HR (SMOKE SEAL)
1 HR
45 MIN
EQ. TO VERT. SEPARATION PENETRATED
1 HR
1 HR
1 HR
1 HR
45 MIN
SPECIFIC REFERENCE(S):
3.3.1.1.(1)
3.3.1.4.(2)
3.6.2.1.(1)
3.6.2.1.(1)
3.6.3.1.(1), TABLE 3.6.3.1.
3.6.4.2.(1)
3.5.3.1.(1), TABLE 3.5.3.1.
3.5.3.3.(1), 3.5.3.1.(1)
3.4.4.1.(1)(a) & (b), 3.2.2.75.
3.4.4.1.(1)(a) & (b), 3.2.2.75.
3.4.4.2.(1)(f), 3.4.4.1.(1)(a) & (b)

3.4.
3.4.2.5.(1)(f)
3.4.4.2.(2)(b)
3.3.1.9.(13)(a)(i) & (ii)

23

EXITS:
MAX. TRAVEL DISTANCE:
MAX. LOBBY TRAVEL DISTANCE:
MAX. DEAD END CORRIDOR

30 m
15 m
9 m
w/ MAX. OCC. LOAD = 30

3.4.2.5.(1)(f)
3.4.4.2.(2)(b)
3.3.1.9.(13)(a)(i) & (ii)

24

EXPOSED BUILDING FACE & SPATIAL SEPARATION:
WALL FACE
AREA OF E.B.F. (m²)
AREA OF U.P.O. (m²)
LIMITING DISTANCE (m)
RATIO LH OR H/L (1 : x)
PERMITTED MAX. % OF OPENINGS
PROPOSED MAX. % OF OPENINGS
REQUIRED F.R.R. OF WALL
LISTED DESIGN OR DESCRIPTION
NON-COMB. CONST'N REQ'D
NON-COMB. CLADDING REQ'D

3.2.3.1.
3.2.3.1.1.
3.2.3.1.2.
3.2.3.1.3.
3.2.3.1.4.
3.2.3.1.5.
3.2.3.1.6.
3.2.3.1.7.
3.2.3.1.8.
3.2.3.1.9.
3.2.3.1.10.
3.2.3.1.11.
3.2.3.1.12.
3.2.3.1.13.
3.2.3.1.14.
3.2.3.1.15.
3.2.3.1.16.
3.2.3.1.17.
3.2.3.1.18.
3.2.3.1.19.
3.2.3.1.20.
3.2.3.1.21.
3.2.3.1.22.
3.2.3.1.23.
3.2.3.1.24.
3.2.3.1.25.
3.2.3.1.26.
3.2.3.1.27.
3.2.3.1.28.
3.2.3.1.29.
3.2.3.1.30.
3.2.3.1.31.
3.2.3.1.32.
3.2.3.1.33.
3.2.3.1.34.
3.2.3.1.35.
3.2.3.1.36.
3.2.3.1.37.
3.2.3.1.38.
3.2.3.1.39.
3.2.3.1.40.
3.2.3.1.41.
3.2.3.1.42.
3.2.3.1.43.
3.2.3.1.44.
3.2.3.1.45.
3.2.3.1.46.
3.2.3.1.47.
3.2.3.1.48.
3.2.3.1.49.
3.2.3.1.50.
3.2.3.1.51.
3.2.3.1.52.
3.2.3.1.53.
3.2.3.1.54.
3.2.3.1.55.
3.2.3.1.56.
3.2.3.1.57.
3.2.3.1.58.
3.2.3.1.59.
3.2.3.1.60.
3.2.3.1.61.
3.2.3.1.62.
3.2.3.1.63.
3.2.3.1.64.
3.2.3.1.65.
3.2.3.1.66.
3.2.3.1.67.
3.2.3.1.68.
3.2.3.1.69.
3.2.3.1.70.
3.2.3.1.71.
3.2.3.1.72.
3.2.3.1.73.
3.2.3.1.74.
3.2.3.1.75.
3.2.3.1.76.
3.2.3.1.77.
3.2.3.1.78.
3.2.3.1.79.
3.2.3.1.80.
3.2.3.1.81.
3.2.3.1.82.
3.2.3.1.83.
3.2.3.1.84.
3.2.3.1.85.
3.2.3.1.86.
3.2.3.1.87.
3.2.3.1.88.
3.2.3.1.89.
3.2.3.1.90.
3.2.3.1.91.
3.2.3.1.92.
3.2.3.1.93.
3.2.3.1.94.
3.2.3.1.95.
3.2.3.1.96.
3.2.3.1.97.
3.2.3.1.98.
3.2.3.1.99.
3.2.3.1.100.

3.2.3.1.
3.2.3.1.1.
3.2.3.1.2.
3.2.3.1.3.
3.2.3.1.4.
3.2.3.1.5.
3.2.3.1.6.
3.2.3.1.7.
3.2.3.1.8.
3.2.3.1.9.
3.2.3.1.10.
3.2.3.1.11.
3.2.3.1.12.
3.2.3.1.13.
3.2.3.1.14.
3.2.3.1.15.
3.2.3.1.16.
3.2.3.1.17.
3.2.3.1.18.
3.2.3.1.19.
3.2.3.1.20.
3.2.3.1.21.
3.2.3.1.22.
3.2.3.1.23.
3.2.3.1.24.
3.2.3.1.25.
3.2.3.1.26.
3.2.3.1.27.
3.2.3.1.28.
3.2.3.1.29.
3.2.3.1.30.
3.2.3.1.31.
3.2.3.1.32.
3.2.3.1.33.
3.2.3.1.34.
3.2.3.1.35.
3.2.3.1.36.
3.2.3.1.37.
3.2.3.1.38.
3.2.3.1.39.
3.2.3.1.40.
3.2.3.1.41.
3.2.3.1.42.
3.2.3.1.43.
3.2.3.1.44.
3.2.3.1.45.
3.2.3.1.46.
3.2.3.1.47.
3.2.3.1.48.
3.2.3.1.49.
3.2.3.1.50.
3.2.3.1.51.
3.2.3.1.52.
3.2.3.1.53.
3.2.3.1.54.
3.2.3.1.55.
3.2.3.1.56.
3.2.3.1.57.
3.2.3.1.58.
3.2.3.1.59.
3.2.3.1.60.
3.2.3.1.61.
3.2.3.1.62.
3.2.3.1.63.
3.2.3.1.64.
3.2.3.1.65.
3.2.3.1.66.
3.2.3.1.67.
3.2.3.1.68.
3.2.3.1.69.
3.2.3.1.70.
3.2.3.1.71.
3.2.3.1.72.
3.2.3.1.73.
3.2.3.1.74.
3.2.3.1.75.
3.2.3.1.76.
3.2.3.1.77.
3.2.3.1.78.
3.2.3.1.79.
3.2.3.1.80.
3.2.3.1.81.
3.2.3.1.82.
3.2.3.1.83.
3.2.3.1.84.
3.2.3.1.85.
3.2.3.1.86.
3.2.3.1.87.
3.2.3.1.88.
3.2.3.1.89.
3.2.3.1.90.
3.2.3.1.91.
3.2.3.1.92.
3.2.3.1.93.
3.2.3.1.94.
3.2.3.1.95.
3.2.3.1.96.
3.2.3.1.97.
3.2.3.1.98.
3.2.3.1.99.
3.2.3.1.100.

25

OCCUPANT LOAD:
OCCUPANT LOAD BASED ON:
OCCUPANCY:
LOAD:
PERSONS:
BASEMENT: -
LEVEL 01: A2 / F2 / D
LEVEL 02: -
LEVEL 03: -
LEVEL 04: -
LEVEL 05: -
LEVEL 06: -
TOTAL OCCUPANT LOAD: 50 PEOPLE
WASHROOM REQUIREMENTS:
OTHER:
APPENDIX TO SECTION 20 - FIRE SEPARATIONS
A STORAGE GARAGE SHALL BE SEPARATED FROM ALL OTHER OCCUPANCIES BY A 1.5 HR FIRE RATED WALL.

3.1.17.
3.7.5.

1 LIFE SAFETY PLAN - PHASE 1

OCCUPANCY SCHEDULE - PHASE 1							
NAME	AREA (m²)	AREA (ft²)	DESIGNED OCCUPANT LOAD	EXITING		HEALTH REQUIREMENTS	
				WIDTH / PERSON	EXIT WIDTH REQUIRED	FEMALE	MALE
ANCILIARY SPACE	591.8 m²	6370 ft²	0	6.1 mm	0 mm	0	0
OFFICE	105.9 m²	1140 ft²	8	6.1 mm	49 mm	4	4
OFFICE	27.9 m²	301 ft²	10	6.1 mm	61 mm	5	5
STORAGE	34.5 m²	371 ft²	2	6.1 mm	12 mm	1	1
STORAGE	141.2 m²	1520 ft²	0	6.1 mm	0 mm	0	0
STORAGE	7.4 m²	80 ft²	0	6.1 mm	0 mm	0	0
STORAGE	7.1 m²	76 ft²	0	6.1 mm	0 mm	0	0
STORAGE GARAGE	345.5 m²	3719 ft²	6	6.1 mm	37 mm	3	3
TRAINING	140.7 m²	1515 ft²	26	6.1 mm	159 mm	13	13
TRAINING	119.8 m²	1289 ft²	26	6.1 mm	159 mm	13	13
TOTALS	1521.7 m²	16380 ft²	78		476 mm	39	39

AS PER TABLE 3.7.4.7. - PLUMBING FIXTURES REQUIRED FOR BUSINESS AND PERSONAL SERVICES OCCUPANCIES

FOR THE AMOUNT OF 25 TO 49 PERSONS PER SEX, 3 WATERCLOSETS ARE REQUIRED PER SEX. WE HAVE PROVIDED 12 GENDER NEUTRAL WATERCLOSETS TO BE CONSIDERED AS 6 PER SEX AS WELL AS ONE UNIVERSAL WATERCLOSET.

LEGEND:

NOTE: ALL EXTERIOR AND INTERIOR DIMENSIONS ARE TO THE FACE OF THE WALL ASSEMBLY UNLESS OTHERWISE NOTED.

----- 0 HOUR FIRE RESISTANCE RATING

----- 45 MIN. FIRE RESISTANCE RATING

----- 1 HOUR FIRE RESISTANCE RATING

----- 1.5 HOUR FIRE RESISTANCE RATING

----- 2 HOUR FIRE RESISTANCE RATING

----- TRAVEL DISTANCE

* DOORS W/ AUTOMATIC DOOR OPERATORS

△ BARRIER FREE PUSH BUTTON

SEE MECHANICAL DRAWINGS FOR FIRE EXTINGUISHER LOCATIONS

ALL MEASUREMENTS ARE TO BE VERIFIED BY THE CONTRACTOR ON SITE AND ANY DISCREPANCIES ARE TO BE REPORTED BEFORE PROCEEDING WITH THE WORK. THE REGION OF DURHAM ASSUMES NO RESPONSIBILITY FOR THE ACCURACY OF THE LOCATION OF EXISTING SERVICES AS INDICATED ON THIS DRAWING. DO NOT SCALE DRAWINGS.

1890 Fifth Concession Rd

CONSULTANT REVISIONS

PRIME CONSULTANT
AECOM
AECOM Canada Architects Ltd.
50 Sportsworld Crossing Road, Suite 290
Kitchener, Ontario, N2P 0A4
519 650 5313 tel 519 650 3424 fax
www.aecom.com
SUB CONSULTANT

DESIGN BY: JC / GG
DRAWN BY: TH / MR
CHECKED BY: JC
APPROVED BY: RT

SCALE: As Indicated
DATE: 10/07/20
CONSULTANT PROJECT NO. 60611569
CLIENT FILE No.: 811/20

CONTRACT REVISIONS

1 09/22/21 ISSUED FOR TENDER

THE REGIONAL MUNICIPALITY OF DURHAM
WORKS DEPARTMENT
DESIGN, CONSTRUCTION & ASSET MANAGEMENT

NEW SEATON PARAMEDIC STATION
AND TRAINING FACILITY IN PICKERING
OBC MATRIX & LIFE SAFETY PLAN -
PHASE 1

PROPERTY NO.
CONTRACT NO.
T- 1160- 2021

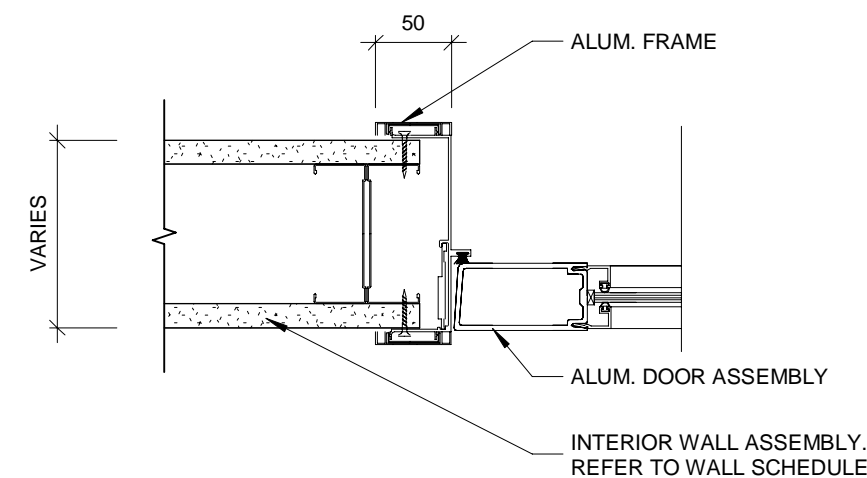
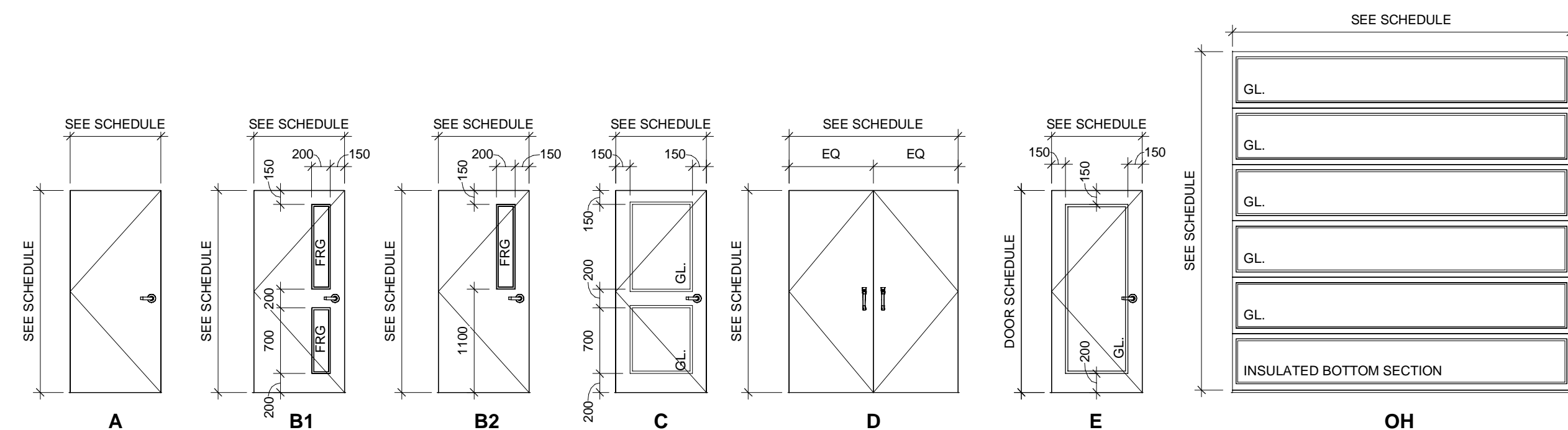
FACILITIES CODE
DRAWING NO.
A- 002

FACILITIES PROJECT NO.
PO61- 18- 01
SHEET NO.

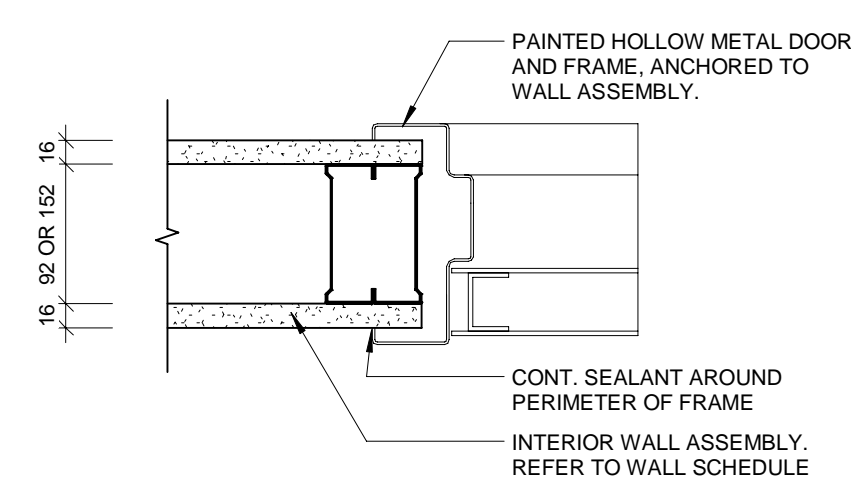
BIM 300/JBP-AMER (CAN) 60611569-SEATON RDFS-A.rvt

D.S.	-DOOR SCHEDULE
FRG	-FIRE RATED GLASS
GL	-TEMPERED GLASS
ANOD	-ANODIZED
ALUM	-ALUMINUM
HM,	-HOLLOW METAL
PAINT	-PAINTED (COORDINATE WITH ROOM FINISH PLANS)
S.C.W.	-SOLID CORE WOOD
STAIN	-CLEAR COATED STAINED
GALV.	-HOT DIPPED GALVANIZED
C.W	-CURTAIN WALL

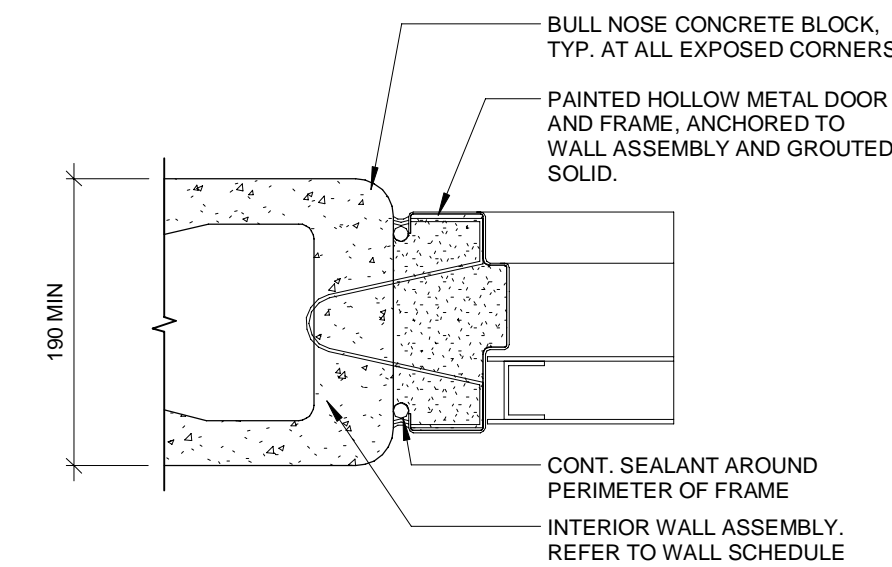
NOTE: -COORDINATE WITH MECHANICAL FOR DOOR UNDERCUTS AND TRANSFER GRILLES
-COORDINATE DOOR AND FRAME ELEVATIONS WITH DOOR SCHEDULE



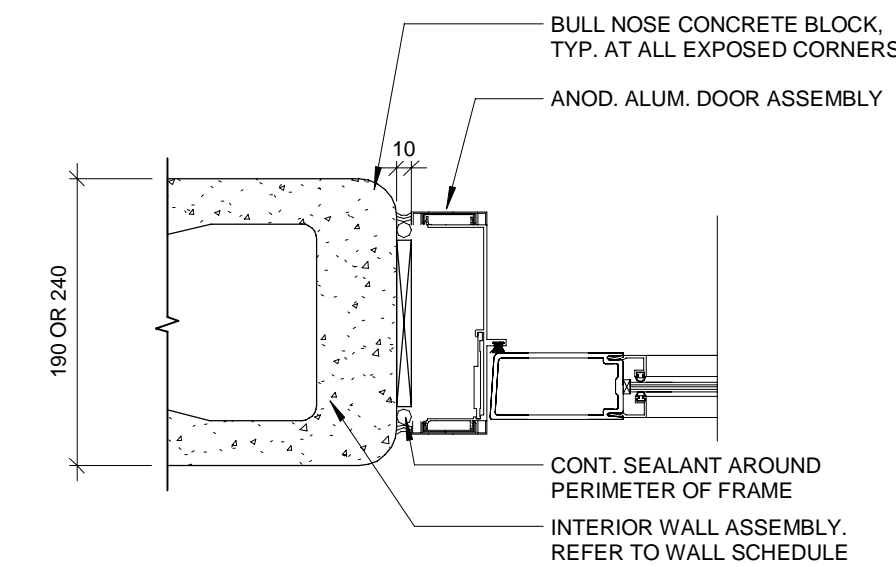
ALUM. FRAME AT GYPSUM PARTITION



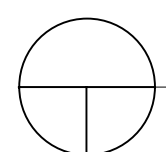
H.M. FRAME AT GYPSUM PARTITION



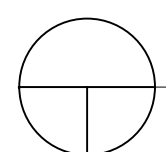
H.M. FRAME AT CMU PARTITION



ALUM. FRAME AT CMU PARTITION



1 : 50



1:5

MARK	FROM ROOM		TO ROOM		LEAF COUNT (HM, WOOD)	LEAF				FRAME		FIRE RATING	INSULATION	HARDWARE		COMMENTS
	NO.	NAME	NO.	NAME		WIDTH	HEIGHT	MAT'L	FINISH	TYPE	MAT'L			FINISH	•	
D001	101	VESTIBULE	EXT	EXTERIOR		965	2368	ALUM.	PAINT	E	ALUM.	PAINT				THERMALLY BROKEN DOOR
D002	102	CORRIDOR	101	VESTIBULE		965	2568	ALUM.	PAINT	E	ALUM.	PAINT	•	•		THERMALLY BROKEN DOOR
D003	102	CORRIDOR	103	REPORT WRITING	1	965	2150	WOOD	STAIN	B2	HM	PAINT				
D004	102	CORRIDOR	125	IT	1	965	2150	WOOD	STAIN	A	HM	PAINT			•	
D005	102A	CLOSET	102	CORRIDOR		1830	2150	WOOD	STAIN	A	N/A	N/A				DOUBLE-LEAF SLIDING DOOR, SEE HARDWARE SCHEDULE SPECS
D006	104	KITCHEN	106	COURTYARD		965	2540	ALUM.	PAINT	E	ALUM.	PAINT	•	•		THERMALLY BROKEN DOOR, REQUEST TO EXIT
D007	107	CORRIDOR	106	COURTYARD		965	2540	ALUM.	PAINT	E	ALUM.	PAINT	•	•		THERMALLY BROKEN DOOR, REQUEST TO EXIT
D008	107	CORRIDOR	112	CLASSROOM	1	965	2150	WOOD	STAIN	B2	HM	PAINT	45			
D009	107	CORRIDOR	112	CLASSROOM	1	965	2150	WOOD	STAIN	B2	HM	PAINT	45			
D010	107	CORRIDOR	113	CLASSROOM	1	965	2150	WOOD	STAIN	B2	HM	PAINT	45			
D011	107	CORRIDOR	113	CLASSROOM	1	965	2150	WOOD	STAIN	B2	HM	PAINT	45			
D012	107	CORRIDOR	116	STORAGE	1	965	2150	WOOD	STAIN	A	HM	PAINT				
D013	107	CORRIDOR	119	UNI. W/R	1	965	2150	WOOD	STAIN	A	HM	PAINT		•		PROVIDE UNIVERSAL WASHROOM CONTROL KIT AS PER OBC
D014	107	CORRIDOR	122	VESTIBULE		965	2570	ALUM.	PAINT	E	ALUM.	PAINT		•	•	
D015a	107A	CLOSET	107	CORRIDOR		915	2150	WOOD	STAIN	A	N/A	N/A				SINGLE-LEAF SLIDING DOOR, SEE HARDWARE SCHEDULE SPECS
D015b	107A	CLOSET	107	CORRIDOR		1830	2150	WOOD	STAIN	A	N/A	N/A				DOUBLE-LEAF SLIDING DOOR, SEE HARDWARE SCHEDULE SPECS
D016	108	OPEN OFFICE	109	BREAKOUT		965	2890	GL	-	GL	-	GL				DOOR AND HARDWARE BY GLASS PARTITION MANUFACTURER
D017	108	OPEN OFFICE	110	STORAGE	1	965	2150	WOOD	STAIN	A	HM	PAINT				
D019	108	OPEN OFFICE	EXT	EXTERIOR		965	2368	ALUM.	PAINT	E	ALUM.	PAINT	•		•	THERMALLY BROKEN DOOR
D020	113	CLASSROOM	114	SIM LAB	1	965	2150	WOOD	STAIN	A	HM	PAINT				
D021	113	CLASSROOM	115	STORAGE	1	965	2150	WOOD	STAIN	A	HM	PAINT				
D022	114	SIM LAB	EXT	EXTERIOR	1	965	2150	HM	PAINT	A	HM	PAINT	•		•	THERMALLY BROKEN DOOR
D023	117	GENDER NEUTRAL W/R	107	CORRIDOR	1	965	2150	WOOD	STAIN	A	HM	PAINT				
D024	117	GENDER NEUTRAL W/R	117	GENDER NEUTRAL W/R	1	965	2150	WOOD	STAIN	A	HM	PAINT				D-SHAPE HANDLE BOTH SIDES, OCCUPANCY INDICATOR DEADBOLT, GRAVITY HINGES AS PER OBC 3.8.3.8.(1)(c)(iv)
D025	117	GENDER NEUTRAL W/R	117	GENDER NEUTRAL W/R	1	875	2150	WOOD	STAIN	A	HM	PAINT				D-SHAPE HANDLE BOTH SIDES, OCCUPANCY INDICATOR DEADBOLT, GRAVITY HINGES AS PER OBC 3.8.3.8.(1)(c)(iv)
D026	117	GENDER NEUTRAL W/R	117	GENDER NEUTRAL W/R	1	875	2150	WOOD	STAIN	A	HM	PAINT				D-SHAPE HANDLE BOTH SIDES, OCCUPANCY INDICATOR DEADBOLT, GRAVITY HINGES AS PER OBC 3.8.3.8.(1)(c)(iv)
D027	117	GENDER NEUTRAL W/R	117	GENDER NEUTRAL W/R	1	875	2150	WOOD	STAIN	A	HM	PAINT				D-SHAPE HANDLE BOTH SIDES, OCCUPANCY INDICATOR DEADBOLT, GRAVITY HINGES AS PER OBC 3.8.3.8.(1)(c)(iv)
D028	117	GENDER NEUTRAL W/R	117	GENDER NEUTRAL W/R	1	875	2150	WOOD	STAIN	A	HM	PAINT				D-SHAPE HANDLE BOTH SIDES, OCCUPANCY INDICATOR DEADBOLT, GRAVITY HINGES AS PER OBC 3.8.3.8.(1)(c)(iv)
D029	117	GENDER NEUTRAL W/R	117	GENDER NEUTRAL W/R	1	875	2150	WOOD	STAIN	A	HM	PAINT				D-SHAPE HANDLE BOTH SIDES, OCCUPANCY INDICATOR DEADBOLT, GRAVITY HINGES AS PER OBC 3.8.3.8.(1)(c)(iv)
D030	117	GENDER NEUTRAL W/R	117	GENDER NEUTRAL W/R	1	875	2150	WOOD	STAIN	A	HM	PAINT				D-SHAPE HANDLE BOTH

ALL MEASUREMENTS ARE TO BE VERIFIED BY THE CONTRACTOR ON SITE AND ANY DISCREPANCIES ARE TO BE REPORTED BEFORE PROCEEDING WITH THE WORK. THE REGION OF DURHAM ASSUMES NO RESPONSIBILITY FOR THE ACCURACY OF THE LOCATION OF EXISTING SERVICES AS INDICATED ON THIS DRAWING. DO NOT SCALE DRAWINGS.


1890 Fifth Concession Rd

CONSULTANT REVISIONS				
NO.	DATE.	NAME	REVISIONS	

PRIME CONSULTANT

AECOM

AECOM Canada Architects Ltd.
50 Sportsworld Crossing Road, Suite 290
Kitchener, Ontario, N2P 0A4
519 650 5313 tel 519 650 3424 fax
www.aecom.com



SUB CONSULTANT

DESIGN BY: JC / GG

DRAWN BY: TH / MR

CHECKED BY: JC

APPROVED BY: RT

SCALE: As Indicated

DATE: 10/08/20

CONSULTANT PROJECT NO. 60611569

CLIENT FILE No.: 811/20

CONTRACT REVISIONS				
1	09/22/21		ISSUED FOR TENDER	
NO	DATE	NAME	REVISIONS	



THE REGIONAL MUNICIPALITY
OF DURHAM

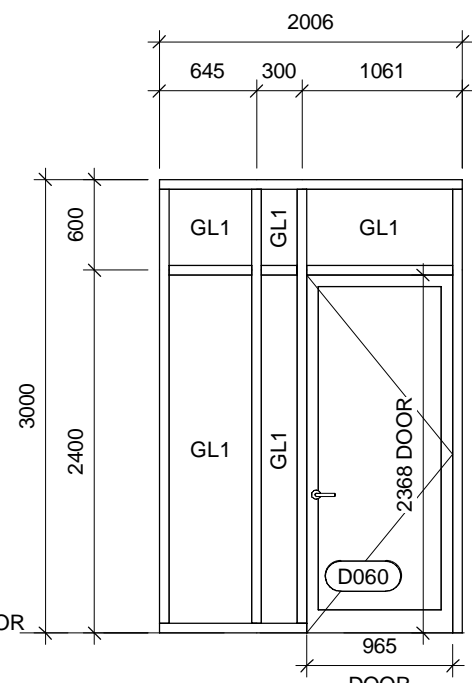
WORKS DEPARTMENT

DESIGN, CONSTRUCTION & ASSET MANAGEMENT

NEW SEATON PARAMEDIC STATION AND TRAINING FACILITY IN PICKERING DOOR SCHEDULE

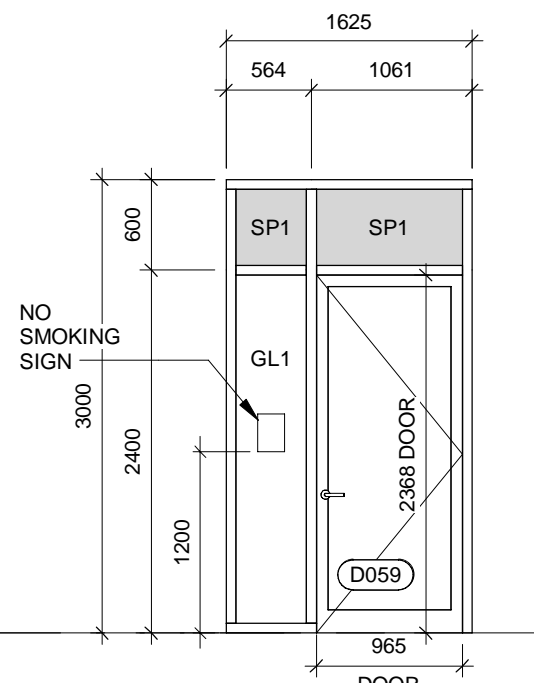
PROPERTY NO.	FACILITIES CODE	FACILITIES PROJECT NO. P061- 18- 01
CONTRACT NO. T- 1160- 2021	DRAWING NO. A- 003	SHEET NO.

T/O STEEL - OFFICE ROOF
4400



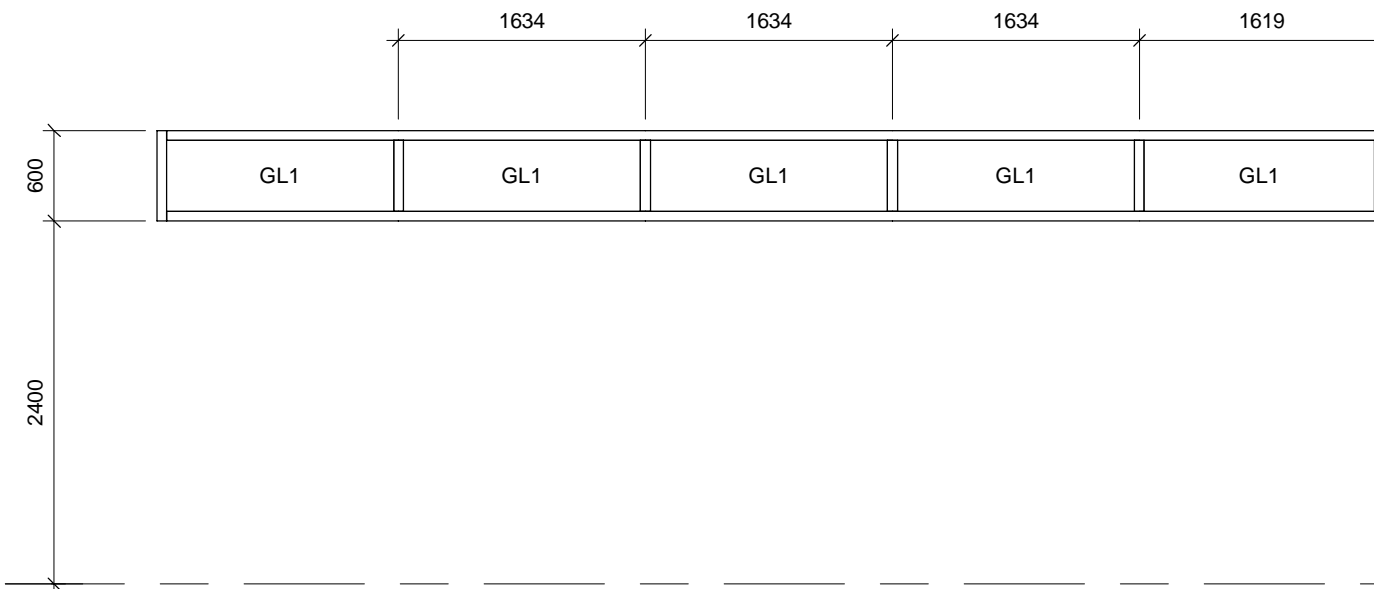
CW-118 TYP. INSULATED EXTERIOR GLAZING

- THERMALLY BROKEN, BLACK PAINTED ALUMINUM FRAME
- EXTENDED 102mm EXTRUDED ALUMINUM MULLION CAP
- 168mm EXTRUDED ALUMINUM BACK SECTION



CW-122a TYP. INSULATED EXTERIOR GLAZING

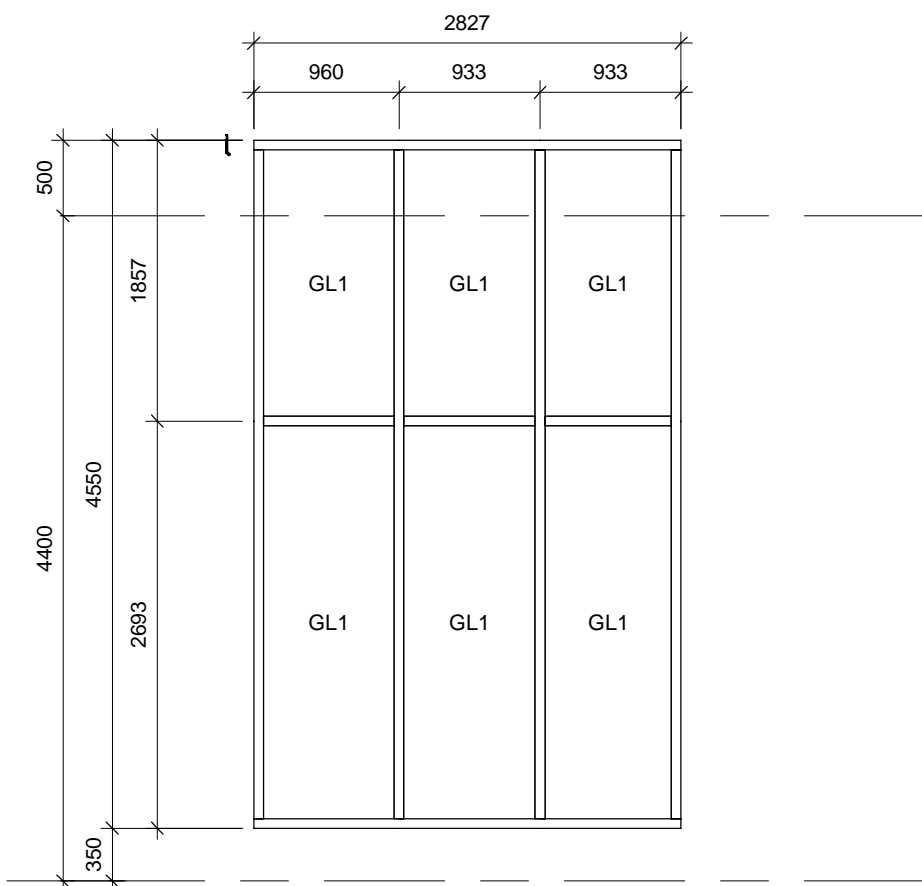
- THERMALLY BROKEN, BLACK PAINTED ALUMINUM FRAME
- EXTENDED 102mm EXTRUDED ALUMINUM MULLION CAP
- 168mm EXTRUDED ALUMINUM BACK SECTION



CW-129a

TYP. INSULATED EXTERIOR GLAZING

- THERMALLY BROKEN, BLACK PAINTED ALUMINUM FRAME
- EXTENDED 102mm EXTRUDED ALUMINUM MULLION CAP
- 102mm EXTRUDED ALUMINUM BACK SECTION

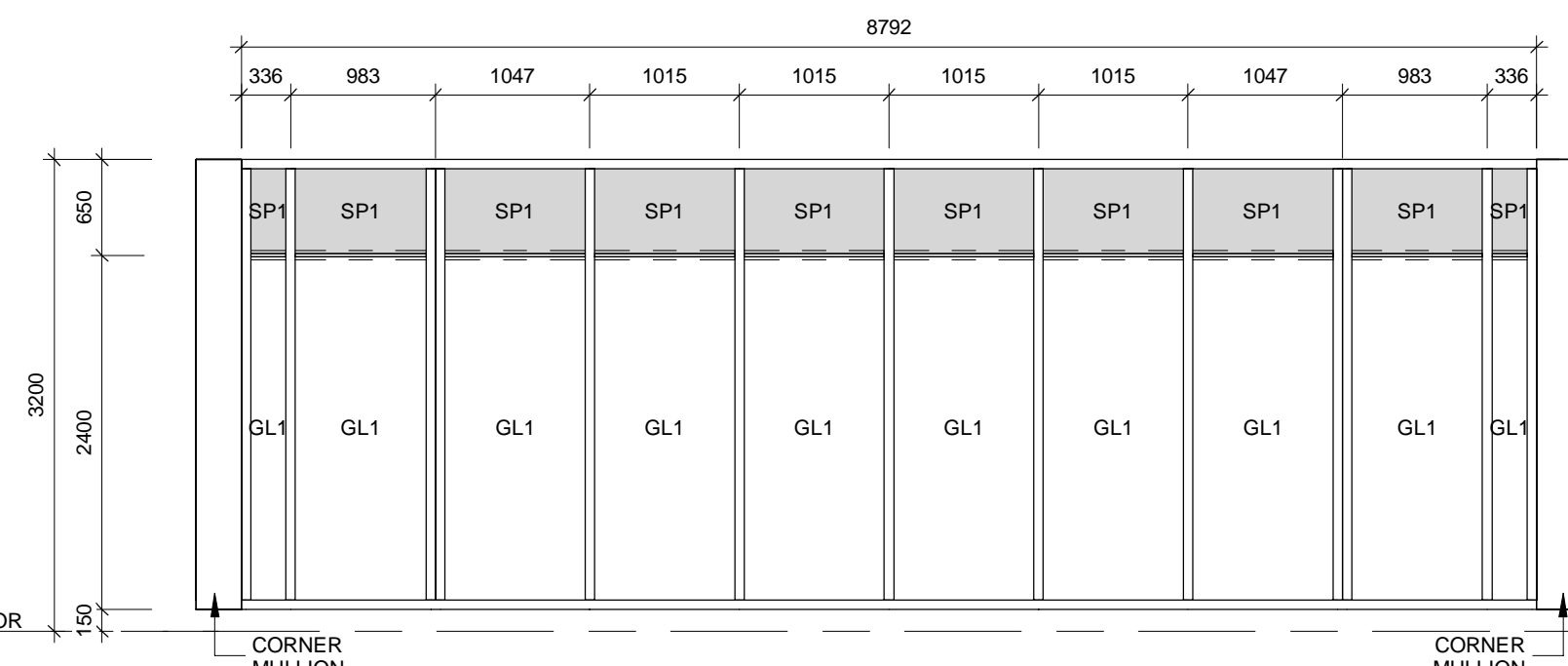


CW-131

TYP. INSULATED EXTERIOR GLAZING

- THERMALLY BROKEN, BLACK PAINTED ALUMINUM FRAME
- EXTENDED 102mm EXTRUDED ALUMINUM MULLION CAP
- 168mm EXTRUDED ALUMINUM BACK SECTION

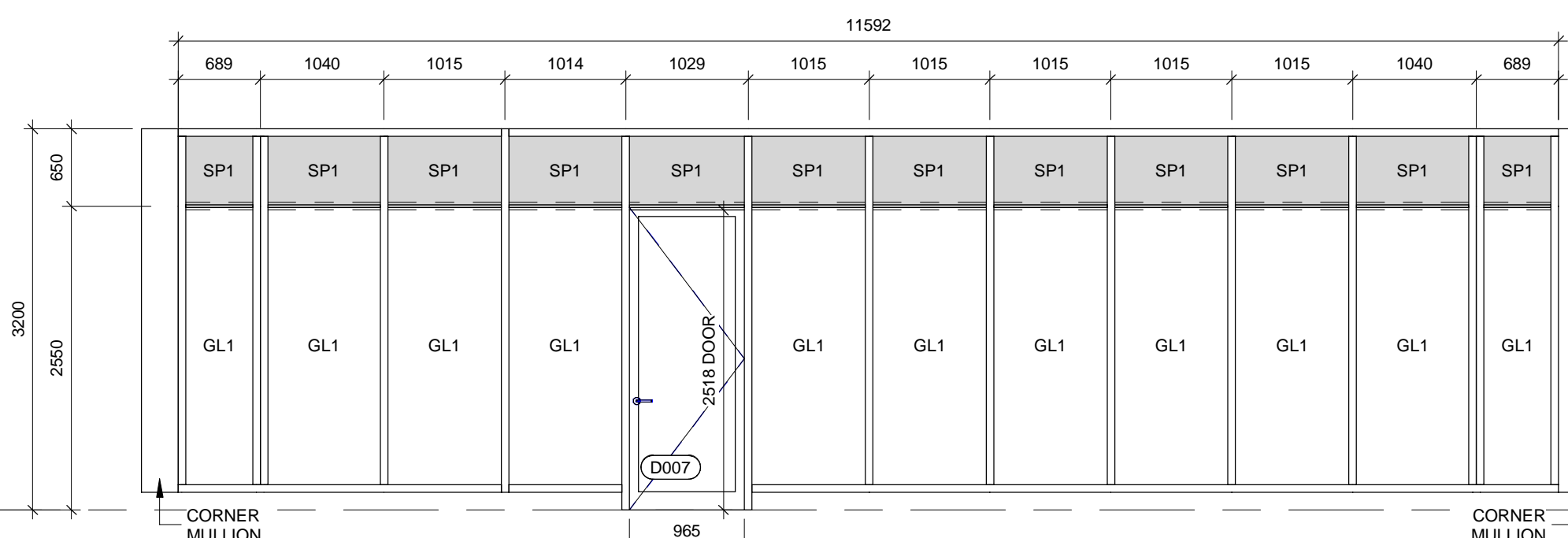
T/O STEEL - OFFICE ROOF
4400



CW-106a

TYP. INSULATED EXTERIOR GLAZING

- THERMALLY BROKEN, BLACK PAINTED ALUMINUM FRAME
- EXTENDED 102mm EXTRUDED ALUMINUM MULLION CAP
- 168mm EXTRUDED ALUMINUM BACK SECTION

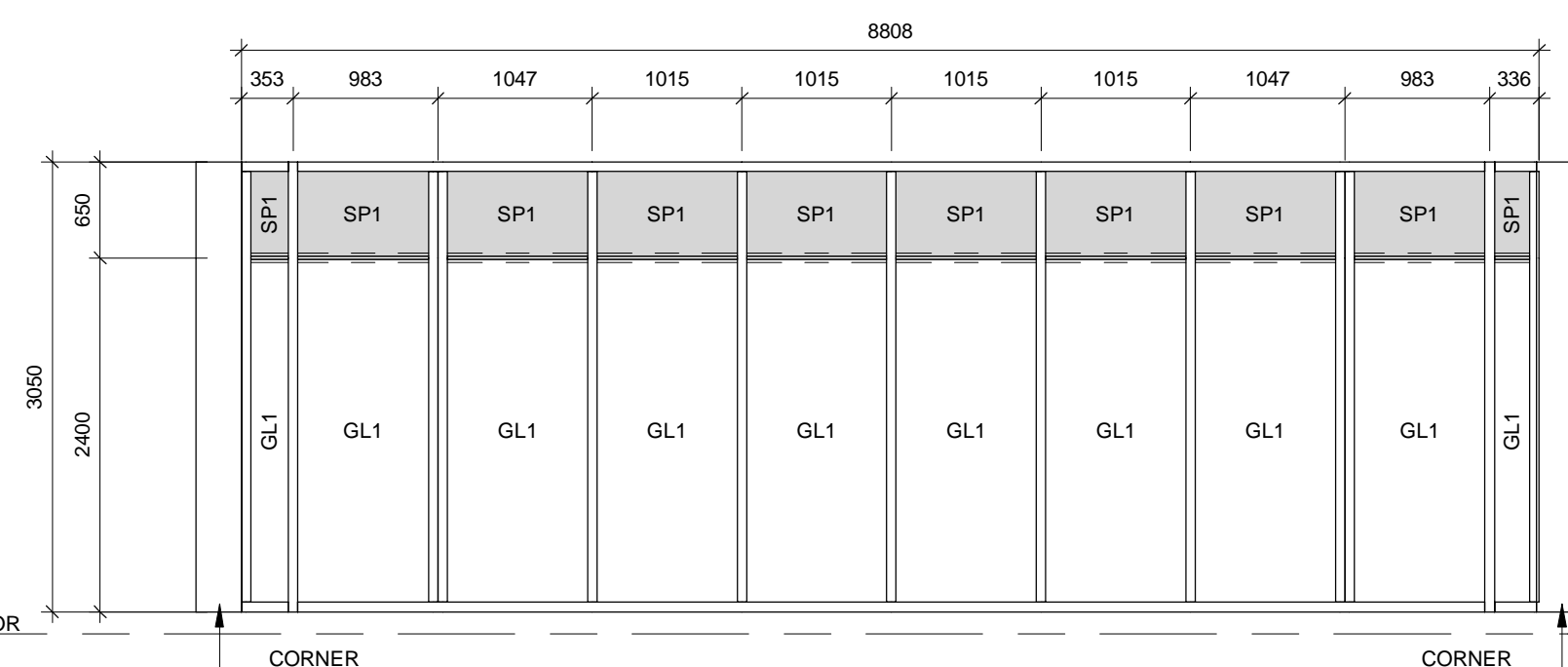


CW-108b

TYP. INSULATED EXTERIOR GLAZING

- THERMALLY BROKEN, BLACK PAINTED ALUMINUM FRAME
- EXTENDED 102mm EXTRUDED ALUMINUM MULLION CAP
- 168mm EXTRUDED ALUMINUM BACK SECTION

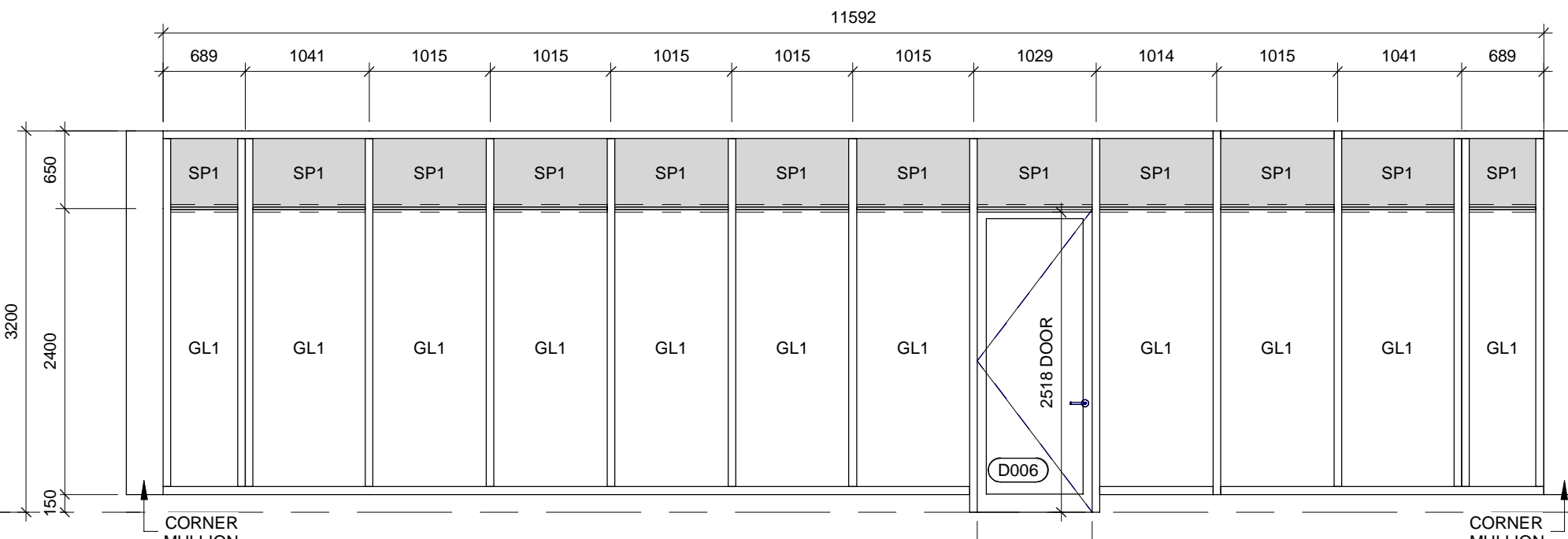
T/O STEEL - OFFICE ROOF
4400



CW-106c

TYP. INSULATED EXTERIOR GLAZING

- THERMALLY BROKEN, BLACK PAINTED ALUMINUM FRAME
- EXTENDED 102mm EXTRUDED ALUMINUM MULLION CAP
- 168mm EXTRUDED ALUMINUM BACK SECTION



CW-108c

TYP. INSULATED EXTERIOR GLAZING

- THERMALLY BROKEN, BLACK PAINTED ALUMINUM FRAME
- EXTENDED 102mm EXTRUDED ALUMINUM MULLION CAP
- 168mm EXTRUDED ALUMINUM BACK SECTION

GLAZING PANEL TYPE LEGEND

- GL1 25mm DOUBLE PANE INSULATED TEMPERED GLASS GLAZING UNIT
- SP1 SINGLE PANE TEMPERED GLASS PANEL WITH 150mm INSULATED METAL BACK PAN.

MULLION TYPE LEGEND

- SSG MULLION
- SINGLE / DOUBLE THERMALLY BROKEN ALUMINUM MULLION - 50mm SIGHTLINE
- CORNER THERMALLY BROKEN ALUMINUM MULLION - SIGHTLINE TO MATCH BACKSECTION

ALL MEASUREMENTS ARE TO BE VERIFIED BY THE CONTRACTOR ON SITE AND ANY DISCREPANCIES ARE TO BE REPORTED BEFORE PROCEEDING WITH THE WORK. THE REGION OF DURHAM ASSUMES NO RESPONSIBILITY FOR THE ACCURACY OF THE LOCATION OF EXISTING SERVICES AS INDICATED ON THIS DRAWING. DO NOT SCALE DRAWINGS.

1890 Fifth Concession Rd


CONSULTANT REVISIONS

NO. DATE NAME REVISIONS

PRIME CONSULTANT

AECOM

AECOM Canada Architects Ltd.
50 Sportsworld Crossing Road, Suite 290
Kitchener, Ontario, N2P 0A4
519 650 5313 tel 519 650 3424 fax
www.aecom.com



SUB CONSULTANT

DESIGN BY: Designer

SCALE: 1 : 50

DRAWN BY: Author

DATE: 12/13/20

CHECKED BY: Checker

CONSULTANT PROJECT NO. 60611569

APPROVED BY: Approver

CLIENT FILE No.: 811/20

CONTRACT REVISIONS

1 09/22/21 ISSUED FOR TENDER

NO DATE NAME REVISIONS



THE REGIONAL MUNICIPALITY OF DURHAM

WORKS DEPARTMENT
DESIGN, CONSTRUCTION & ASSET MANAGEMENT

NEW SEATON PARAMEDIC STATION AND TRAINING FACILITY IN PICKERING GLAZING SCHEDULE

PROPERTY NO. FACILITIES CODE FACILITIES PROJECT NO. PO61- 18- 01

CONTRACT NO. T- 1160- 2021

DRAWING NO. A- 005

SHEET NO.

ALL MEASUREMENTS ARE TO BE VERIFIED BY THE CONTRACTOR ON SITE AND ANY DISCREPANCIES ARE TO BE REPORTED BEFORE PROCEEDING WITH THE WORK. THE REGION OF DURHAM ASSUMES NO RESPONSIBILITY FOR THE ACCURACY OF THE LOCATION OF EXISTING SERVICES AS INDICATED ON THIS DRAWING. DO NOT SCALE DRAWINGS.

1890 Fifth Concession Rd

SITE GRAPHICS LEGEND

SYMBOL / TAG	DESCRIPTION	LINE TYPE / GRAPHIC	DESCRIPTION
	MAIN ENTRANCE		PROPERTY LINE
	MAN DOOR		SITE SETBACK
	OVERHEAD DOOR		ASHPALT AREA (COORD. w CIVIL)
	SITE LIGHTING (REF. TO ELEC.)		HARD SURFACE SIDEWALK
	HYDRO UTILITY POLE		FIRE ROUTE c/w CENTERLINE
	PAINTED TRAFFIC STOP MARKING		NEW BUILDING AREA (PHASE 1)
	PAINTED TRAFFIC TURN MARKING		FUTURE BUILDING AREA (PHASE 2)
	TACTILE WARNING SURFACE INDICATOR		

SITE DATA MATRIX

SITE INFORMATION:
ROLL NO.: 03000916802000
LOT DESCRIPTION: PART OF LOT 17, CONCESSION ROAD 5 (AT SIDELINE ROAD 16), PICKERING
PART 10, 40R-29609
PIN 26402 - 0094
PROPERTY INFORMATION TAKEN FROM LOT 17 CONCESSION 5 LEGAL SURVEY

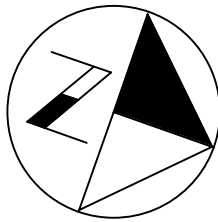
SITE STATISTICS (AREA):
OVERALL SITE AREA: 16,795.5 m² 100.0 %
PARKING / HARD SURFACE: 5,718.3 m² 34.0 %
BUILDING AREA: 1,520.4 m² 9.1 %
LANDSCAPE / GREEN SPACE: 9,556.27 m² 56.9 %

APPLICABLE ZONING & BY-LAWS:
CITY / REGION: THE CORPORATION OF THE CITY OF PICKERING
ZONING BY-LAW: 7364/14, SEATON ZONING BY-LAW
OFFICIAL PLAN: CITY OF PICKERING OFFICIAL PLAN, EDITION 8
TRAFFIC & PARKING: 6604/05
MISC.: SEATON SUSTAINABLE PLACE-MARKING GUIDELINES

SITE SETBACKS (MIN.):
FRONT YARD: 3.0m
SIDE YARD (INTERIOR): 1.5M
FLANKAGE YARD: 3.0M - APPLIES TO SIDELINE 16
REAR YARD SETBACK: 7.5M
MIN. LOT FRONTAGE: 30.0m WIDE
MAX. BUILDING HEIGHT: 12.5m

PARKING REQUIREMENTS:
EMERGENCY SERVICE FACILITY = 3.5 SPACES / 100 m² OF GFA
BUILDING AREA - 1,522 m², SINGLE STOREY
No. OF SPACES REQUIRED = 3.5 x (1,522 m²/100 m²) = 54 SPACES REQUIRED

PHASE 1 PARKING PROVIDED:
VISITOR 3
DRIVE AISLE - WEST SIDE 23
DRIVE AISLE - EAST SIDE 18
DRIVERS PAD 10
TOTAL 54



NO.	DATE.	NAME	REVISIONS

PRIME CONSULTANT

AECOM Canada Architects Ltd.
50 Sportsworld Crossing Road, Suite 290
Kitchener, Ontario, N2P 0A4
519 650 5313 tel 519 650 3424 fax
www.aecom.com

ONTARIO ASSOCIATION
OF ARCHITECTS
ROY HOWARD TURNER
LICENCE 4845

SUB CONSULTANT

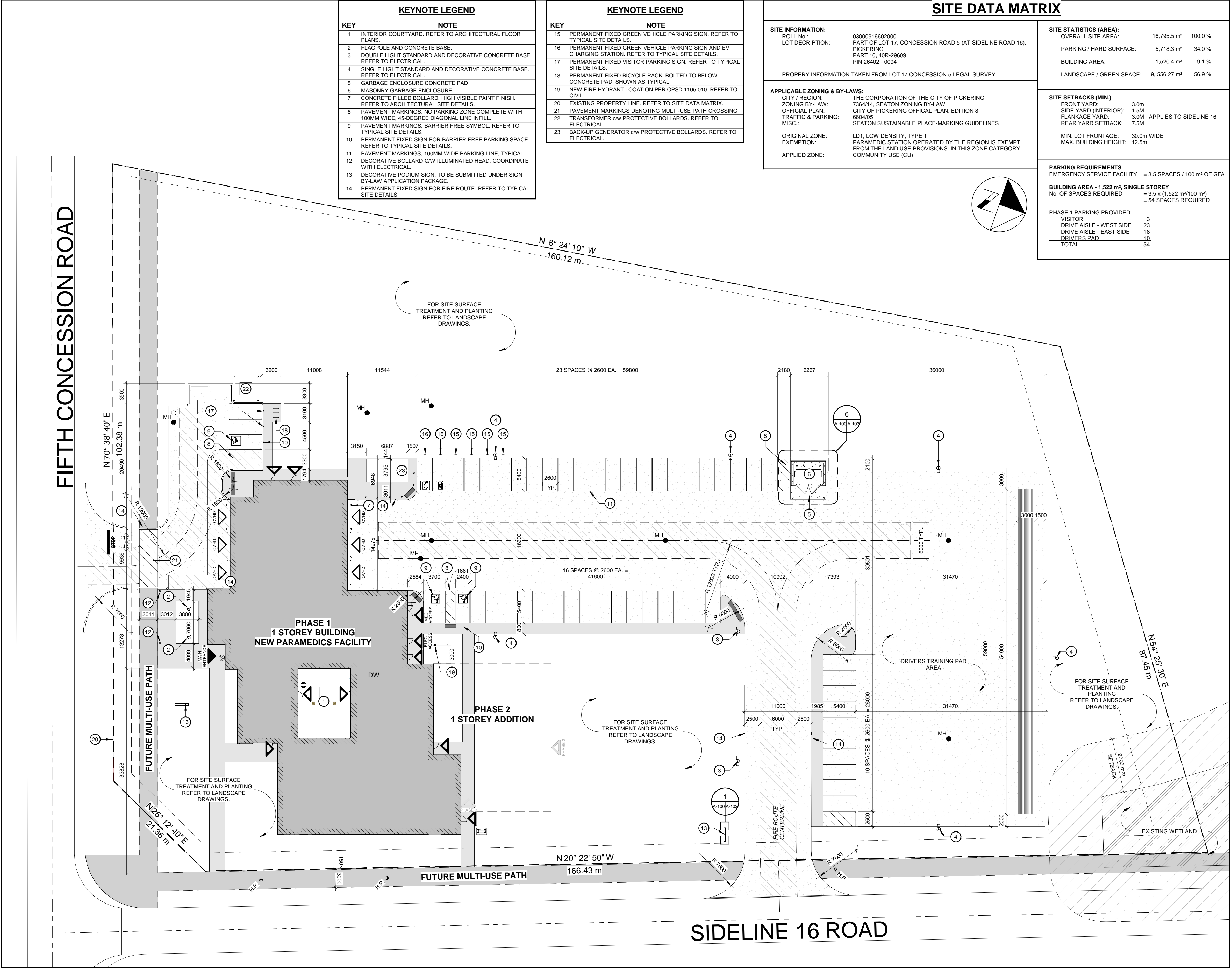
DESIGN BY: JC / GG	SCALE: As Indicated
DRAWN BY: TH / MR	DATE: 10/07/20
CHECKED BY: JC	CONSULTANT PROJECT NO. 60611569
APPROVED BY: RT	CLIENT FILE No.: 811/20

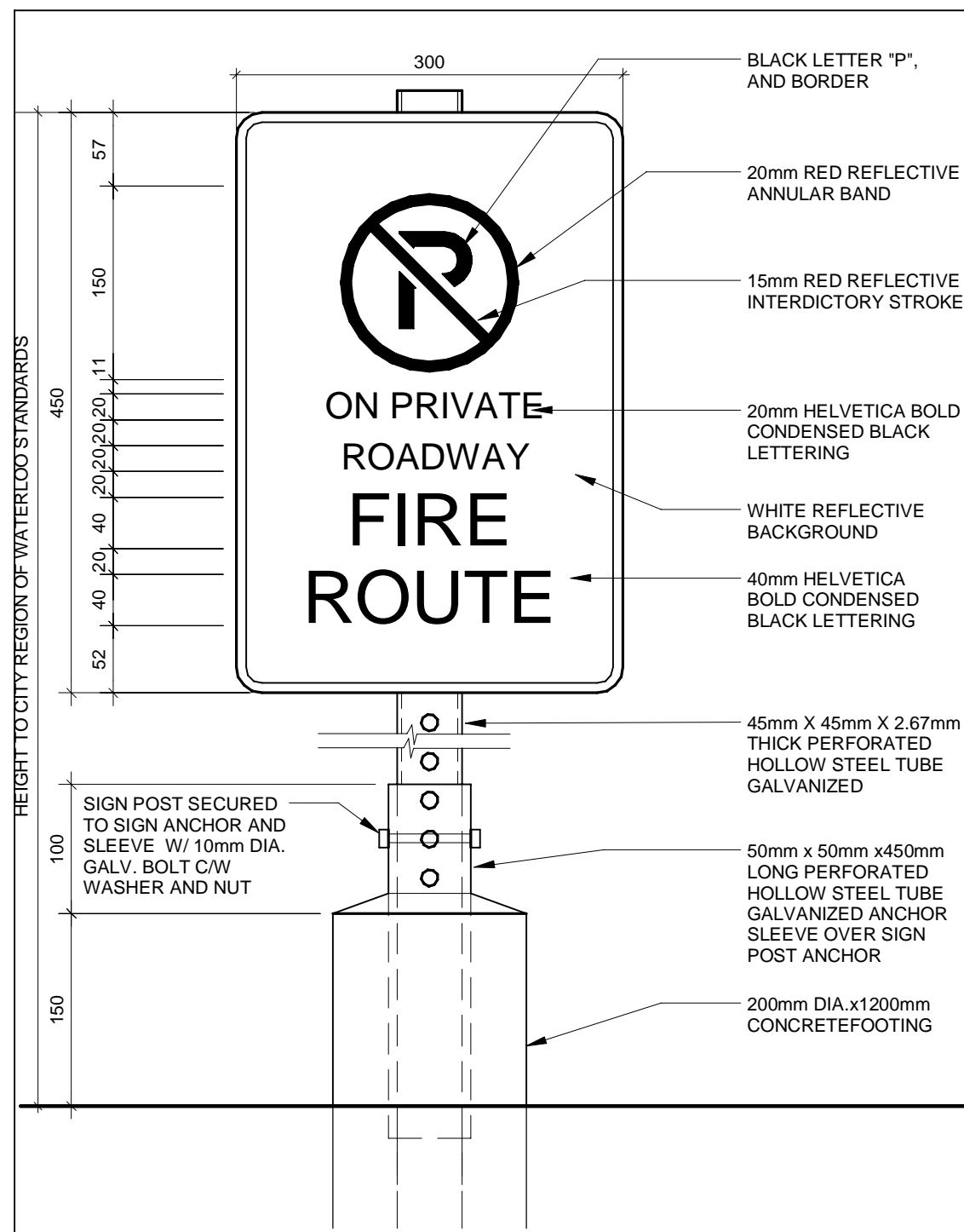
NO	DATE	NAME	REVISIONS
1	09/22/21	ISSUED FOR TENDER	

THE REGIONAL MUNICIPALITY OF DURHAM
WORKS DEPARTMENT
DESIGN, CONSTRUCTION & ASSET MANAGEMENT

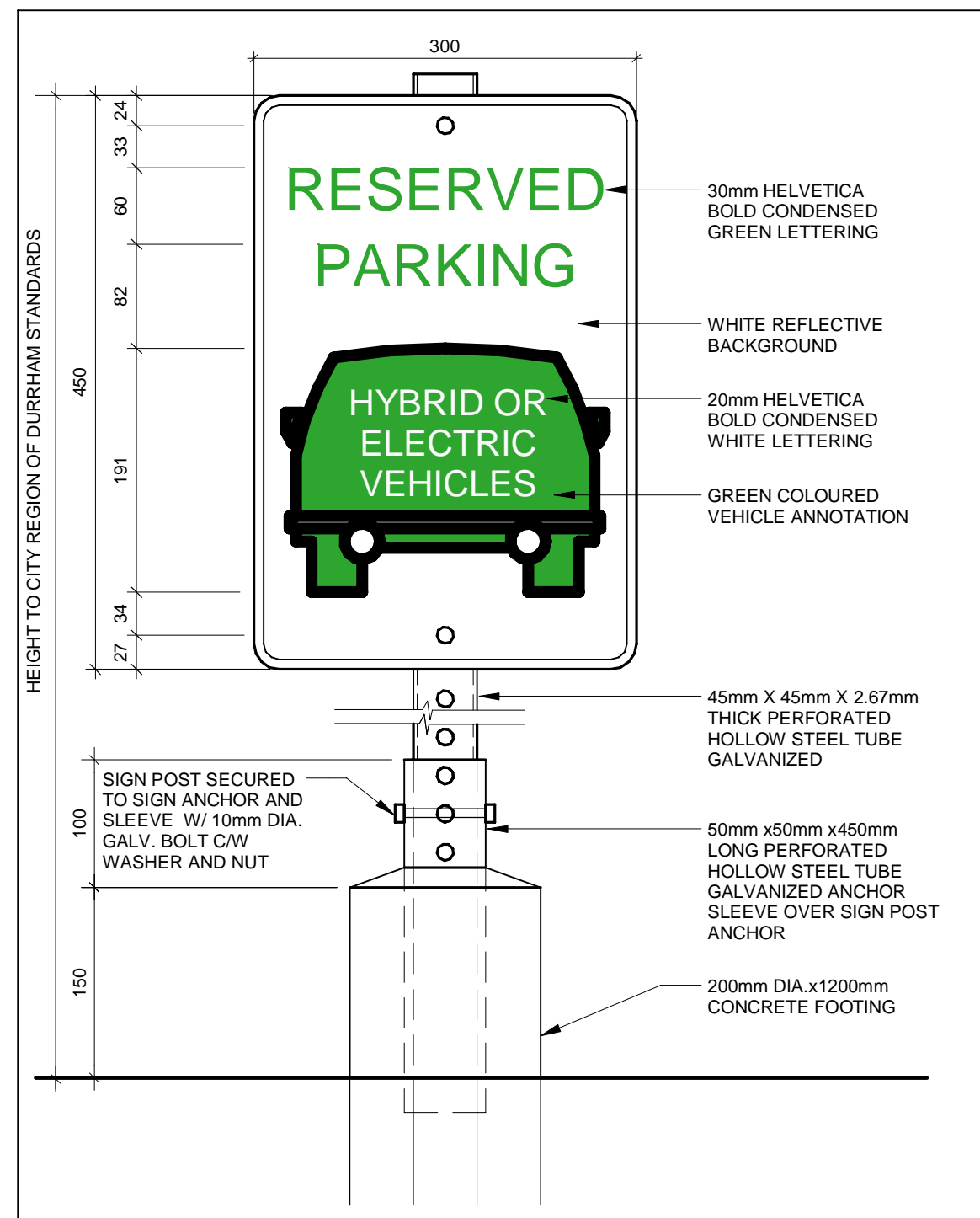
NEW SEATON PARAMEDIC STATION AND TRAINING FACILITY IN PICKERING
SITE PLAN - PHASE 1

PROPERTY NO.	FACILITIES CODE	FACILITIES PROJECT NO. PO61- 18- 01
CONTRACT NO. T- 1160- 2021	DRAWING NO. A- 100	SHEET NO.

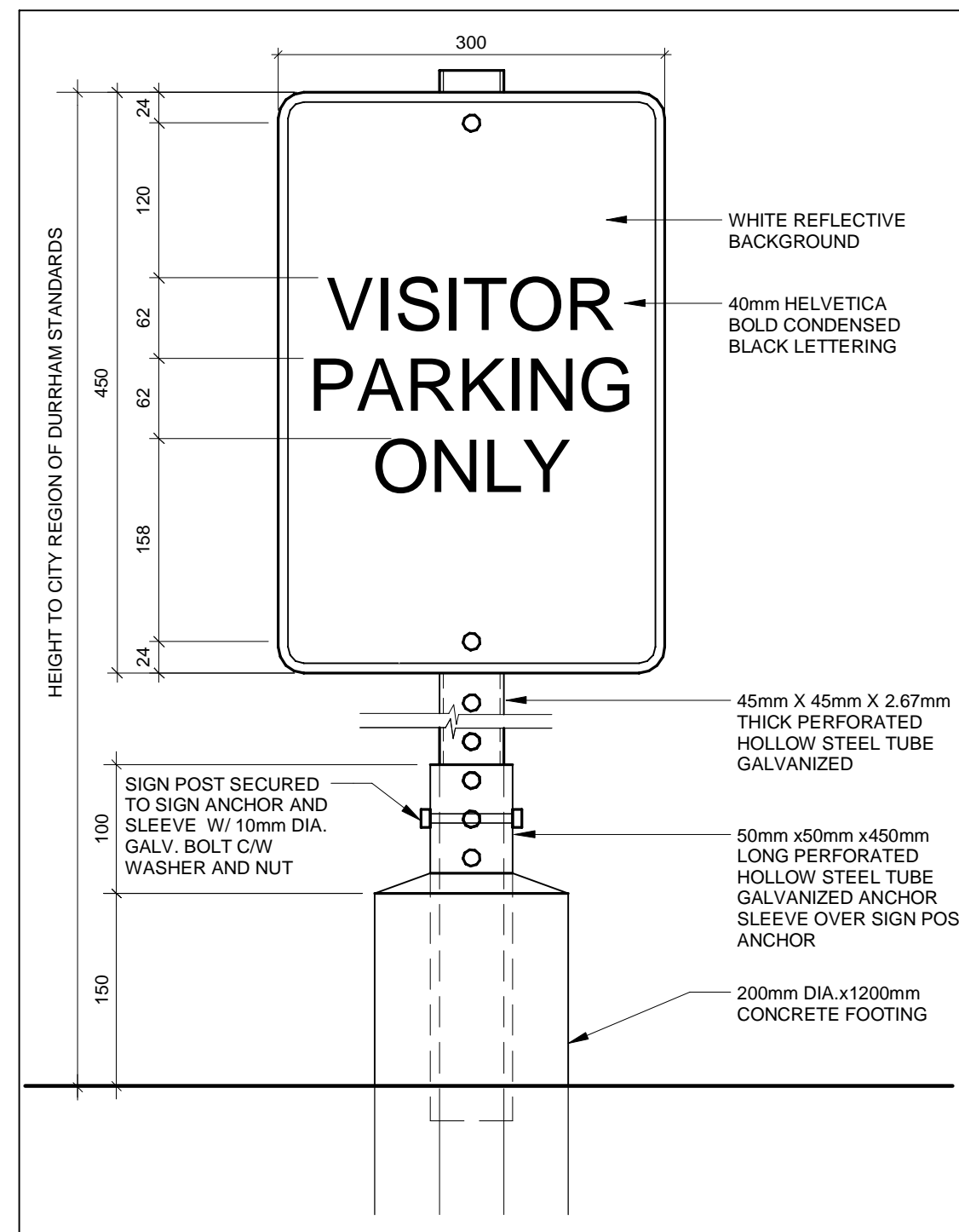




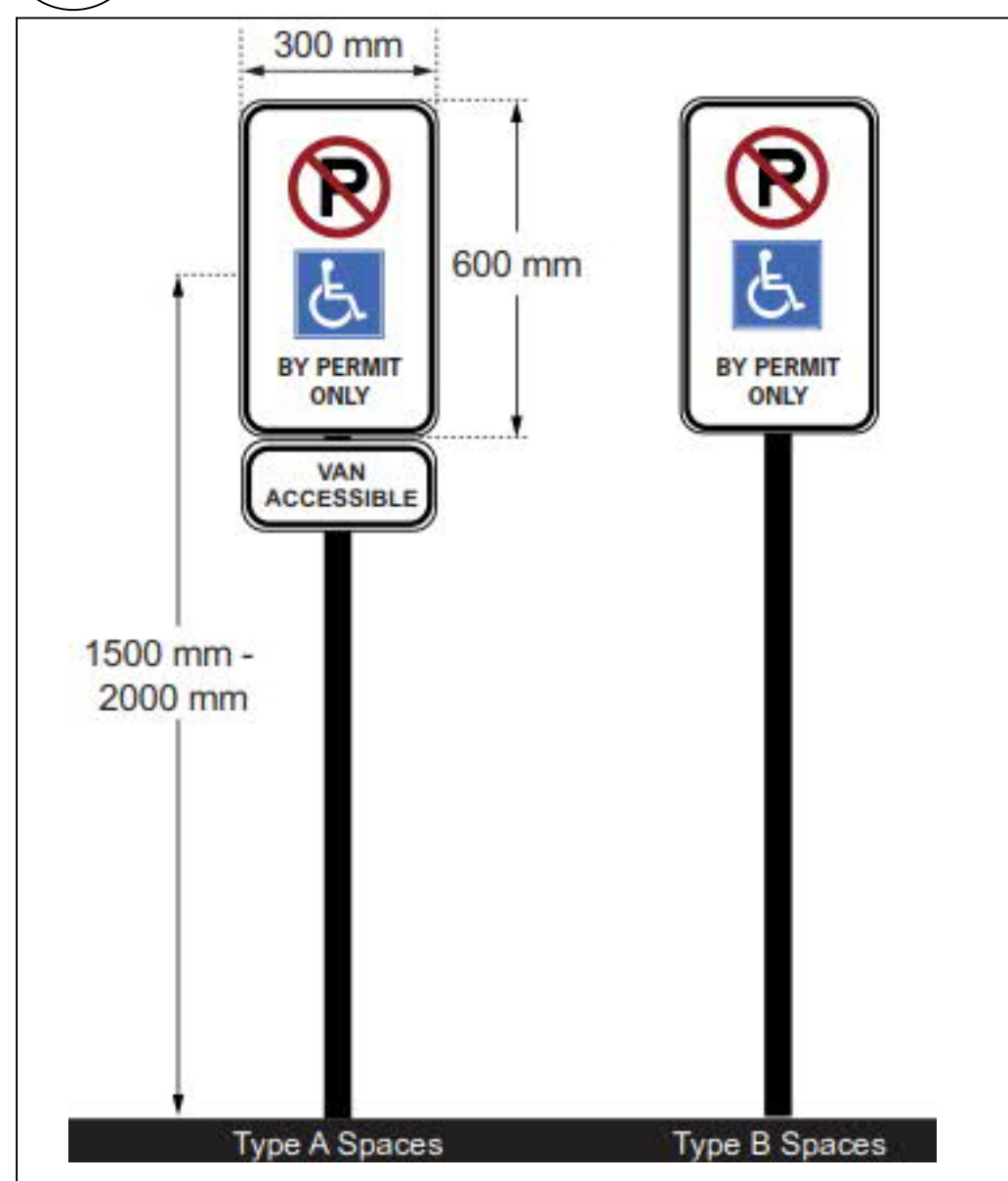
1 FIRE ROUTE SIGN DETAIL
A-101 1:5



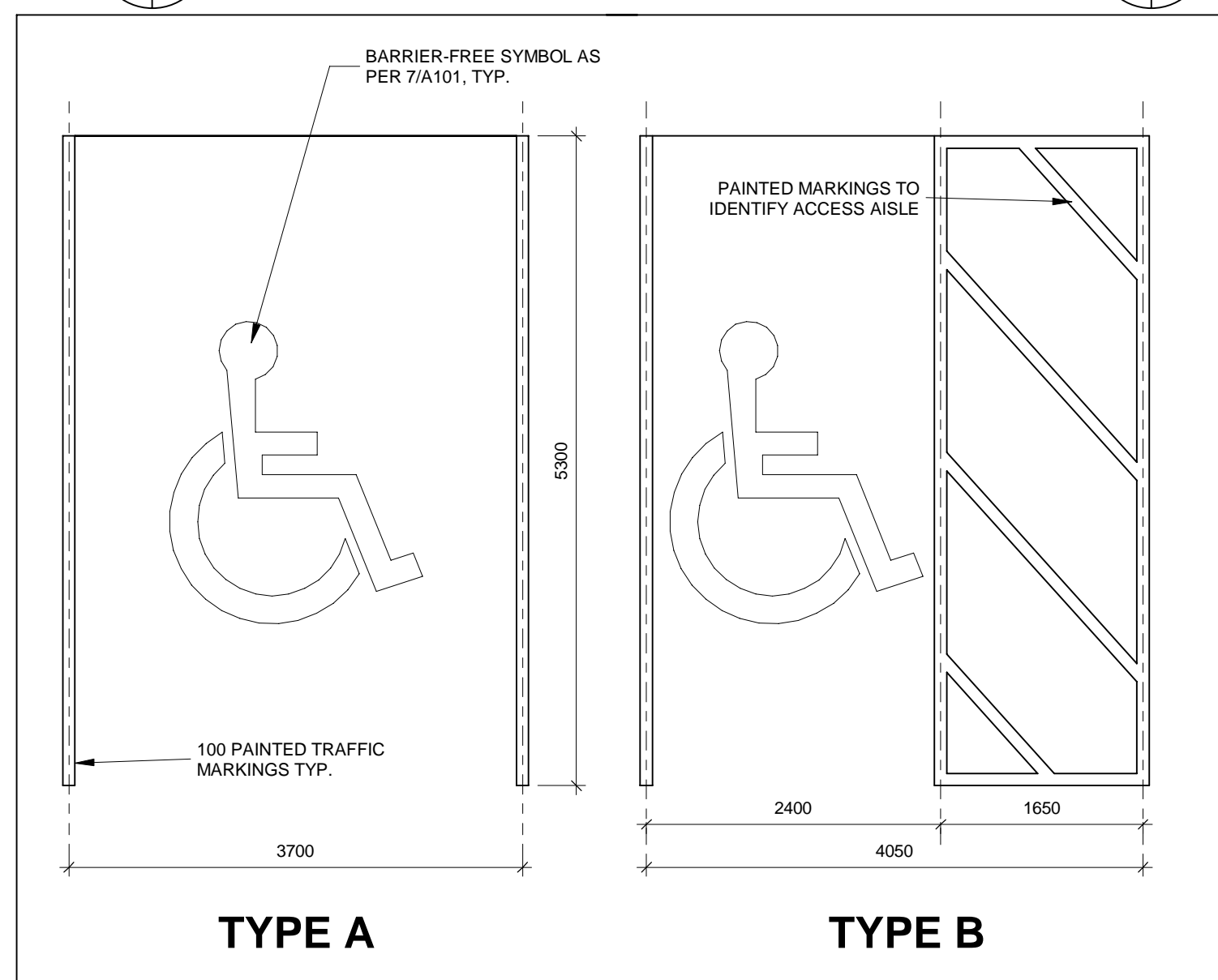
2 GREEN VEHICLE SIGN DETAIL
A-101 1:5



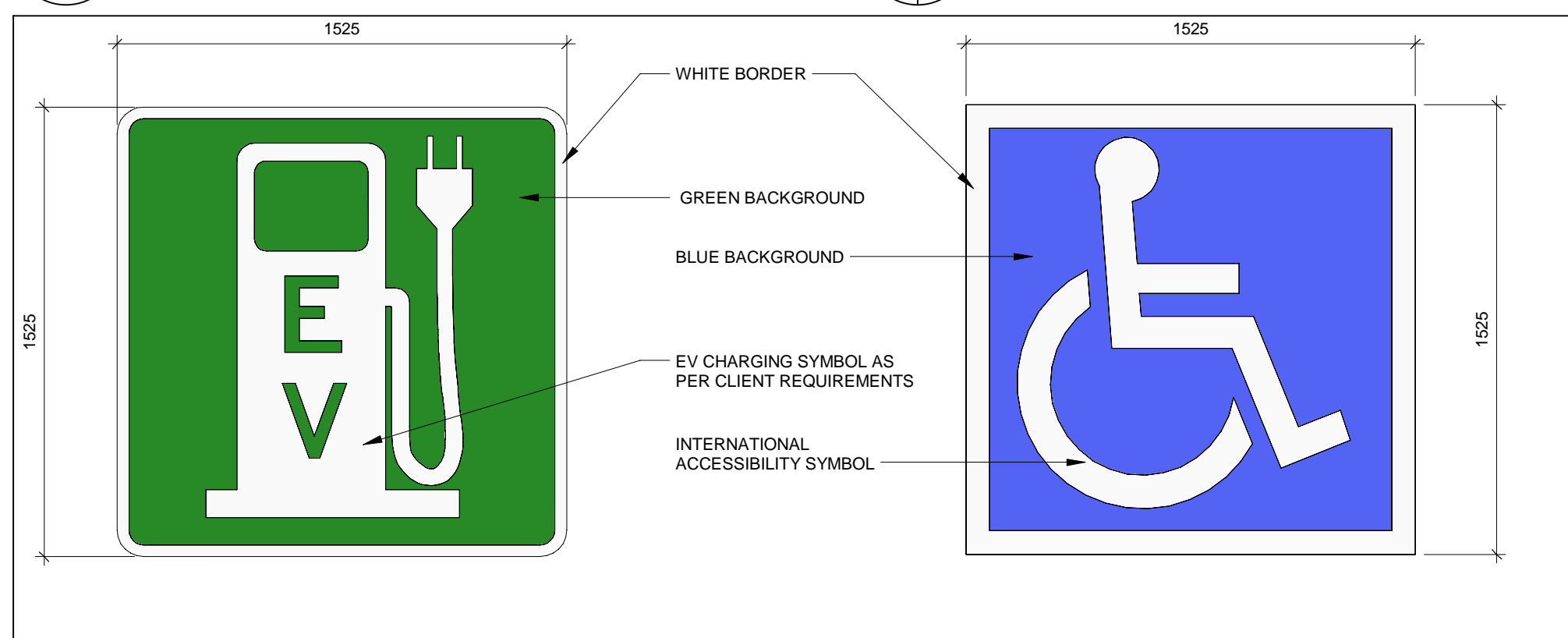
3 VISITOR PARKING
A-101 1:5




4 ACCESSIBLE PARKING VERTICAL SIGNAGE
A-101 N.T.S



5 PARKING TYP A & B
A-101 1:50



6 STOP SIGN DETAIL
A-101 1:5



TYP. PAVEMENT MARKINGS
1:20

ALL MEASUREMENTS ARE TO BE VERIFIED BY THE CONTRACTOR ON SITE AND ANY DISCREPANCIES ARE TO BE REPORTED BEFORE PROCEEDING WITH THE WORK. THE REGION OF DURHAM ASSUMES NO RESPONSIBILITY FOR THE ACCURACY OF THE LOCATION OF EXISTING SERVICES AS INDICATED ON THIS DRAWING. DO NOT SCALE DRAWINGS.

1890 Fifth Concession Rd

NO.	DATE	NAME	REVISIONS

PRIME CONSULTANT

AECOM

AECOM Canada Architects Ltd.
50 Sportsworld Crossing Road, Suite 290
Kitchener, Ontario, N2P 0A4
519 650 5313 tel 519 650 3424 fax
www.aecom.com

SUB CONSULTANT

ONTARIO ASSOCIATION OF ARCHITECTS
ROY HOWARD TURNER
LICENCE 4845

DESIGN BY: Designer	SCALE: As Indicated
DRAWN BY: Author	DATE: 12/06/17
CHECKED BY: Checker	CONSULTANT PROJECT NO. 60611569
APPROVED BY: Approver	CLIENT FILE No.: 811/20

NO	DATE	NAME	REVISIONS

DURHAM REGION





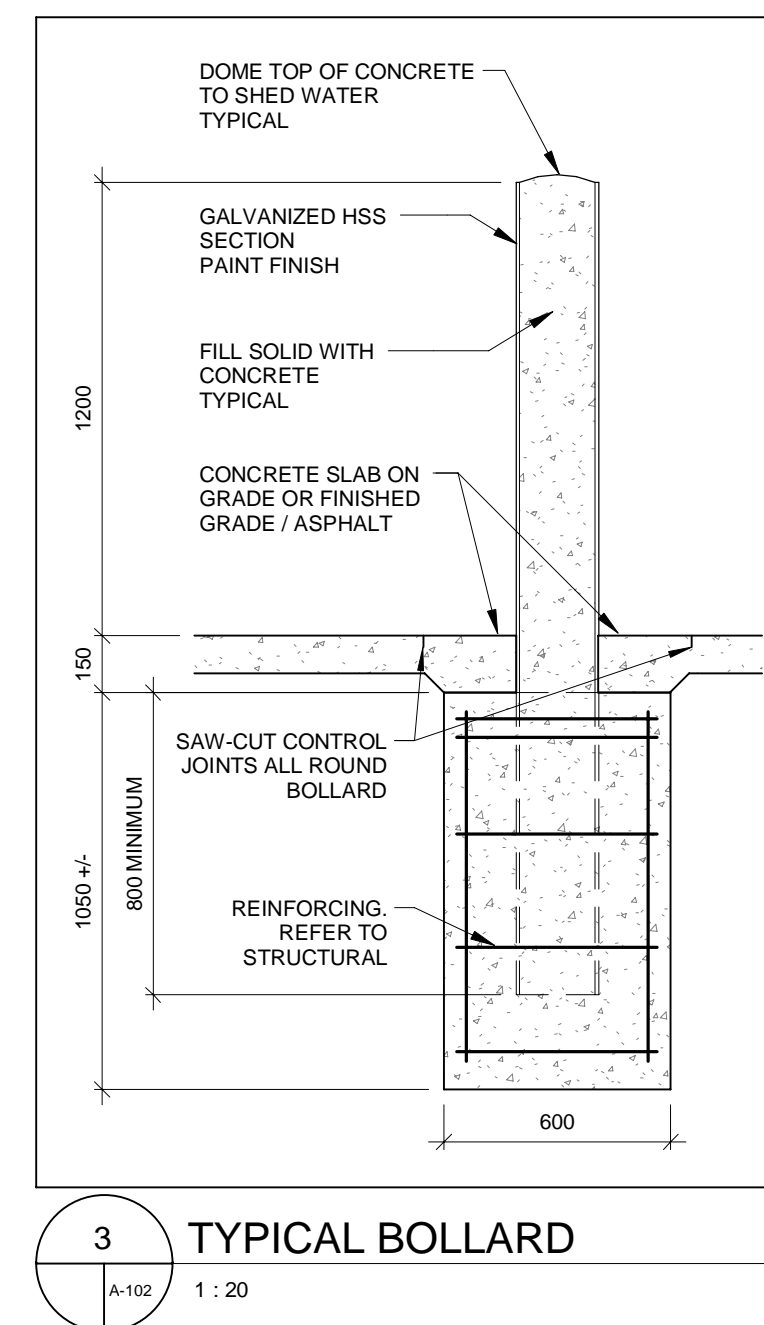
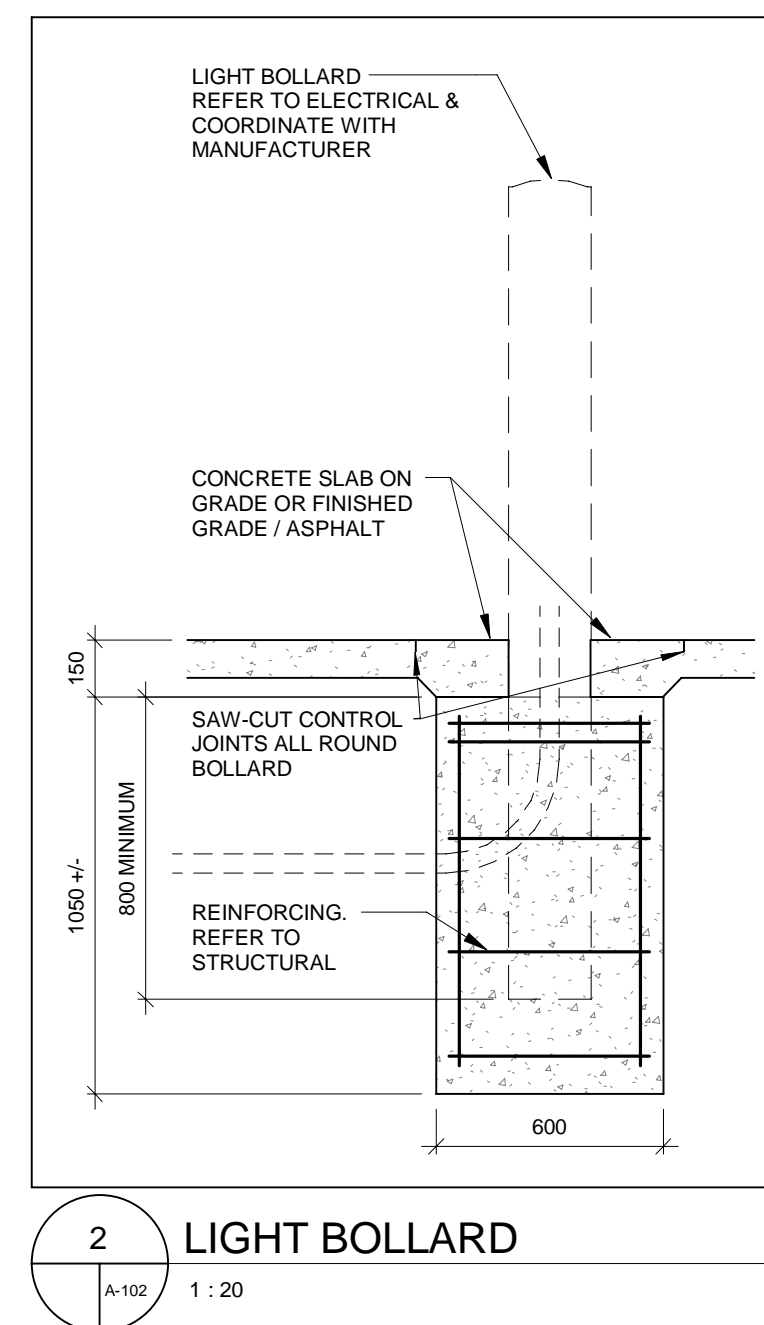
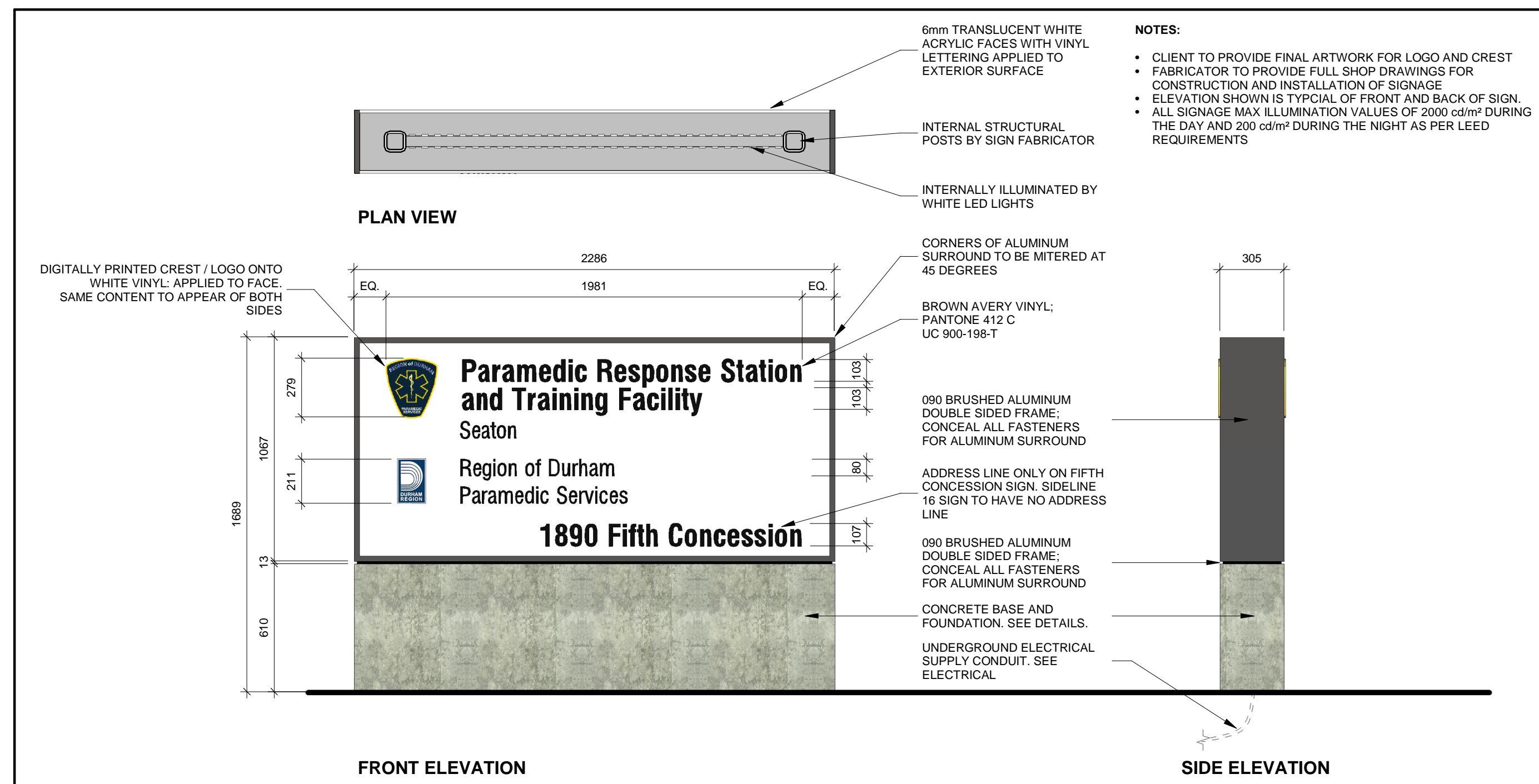
THE REGIONAL MUNICIPALITY OF DURHAM

WORKS DEPARTMENT

DESIGN, CONSTRUCTION & ASSET MANAGEMENT

NEW SEATON PARAMEDIC STATION AND TRAINING FACILITY IN PICKERING SITE DETAILS

PROPERTY NO.	FACILITIES CODE	FACILITIES PROJECT NO. PO61- 18- 01
CONTRACT NO. T- 1160- 2021	DRAWING NO. A- 101	SHEET NO.



ALL MEASUREMENTS ARE TO BE VERIFIED BY THE CONTRACTOR ON SITE AND ANY DISCREPANCIES ARE TO BE REPORTED BEFORE PROCEEDING WITH THE WORK. THE REGION OF DURHAM ASSUMES NO RESPONSIBILITY FOR THE ACCURACY OF THE LOCATION OF EXISTING SERVICES AS INDICATED ON THIS DRAWING. DO NOT SCALE DRAWINGS.

CONSULTANT REVISIONS				
NO.	DATE.	NAME	REVISIONS	

PRIME CONSULTANT

AECOM

AECOM Canada Architects Ltd.
50 Sportsworld Crossing Road, Suite 290
Kitchener, Ontario, N2P 0A4
519 650 5313 tel 519 650 3424 fax
www.aecom.com

22.7.2021

OF

ARCHITECTS

ROY HOWARD TURNER

LICENCE


4845


SUB CONSULTANT

DESIGN BY: Designer	SCALE: As Indicated
DRAWN BY: Author	DATE: 12/14/20
CHECKED BY: Checker	CONSULTANT PROJECT NO. 60611569
APPROVED BY: Approver	CLIENT FILE No.: 811/20

[illegible]

CONTRACT			
	1	09/22/21	ISSUED FOR TENDER
	NO	DATE	NAME REVISIONS


 THE REGIONAL MUNICIPALITY
 OF DURHAM
 WORKS DEPARTMENT

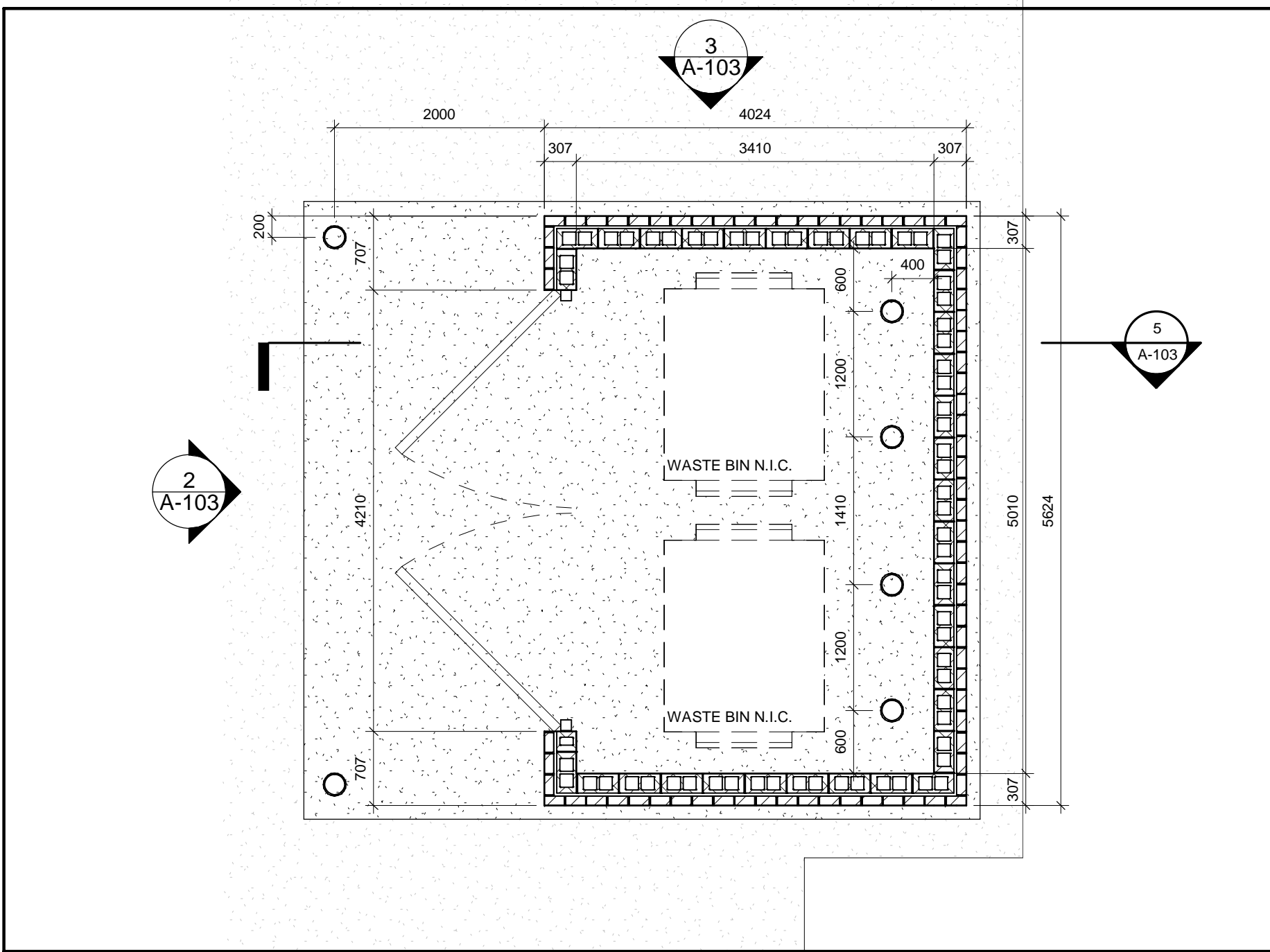


**DURHAM
REGION**

NEW SEATON PARAMEDIC STATION AND TRAINING FACILITY IN PICKERING SIGNAGE DETAIL

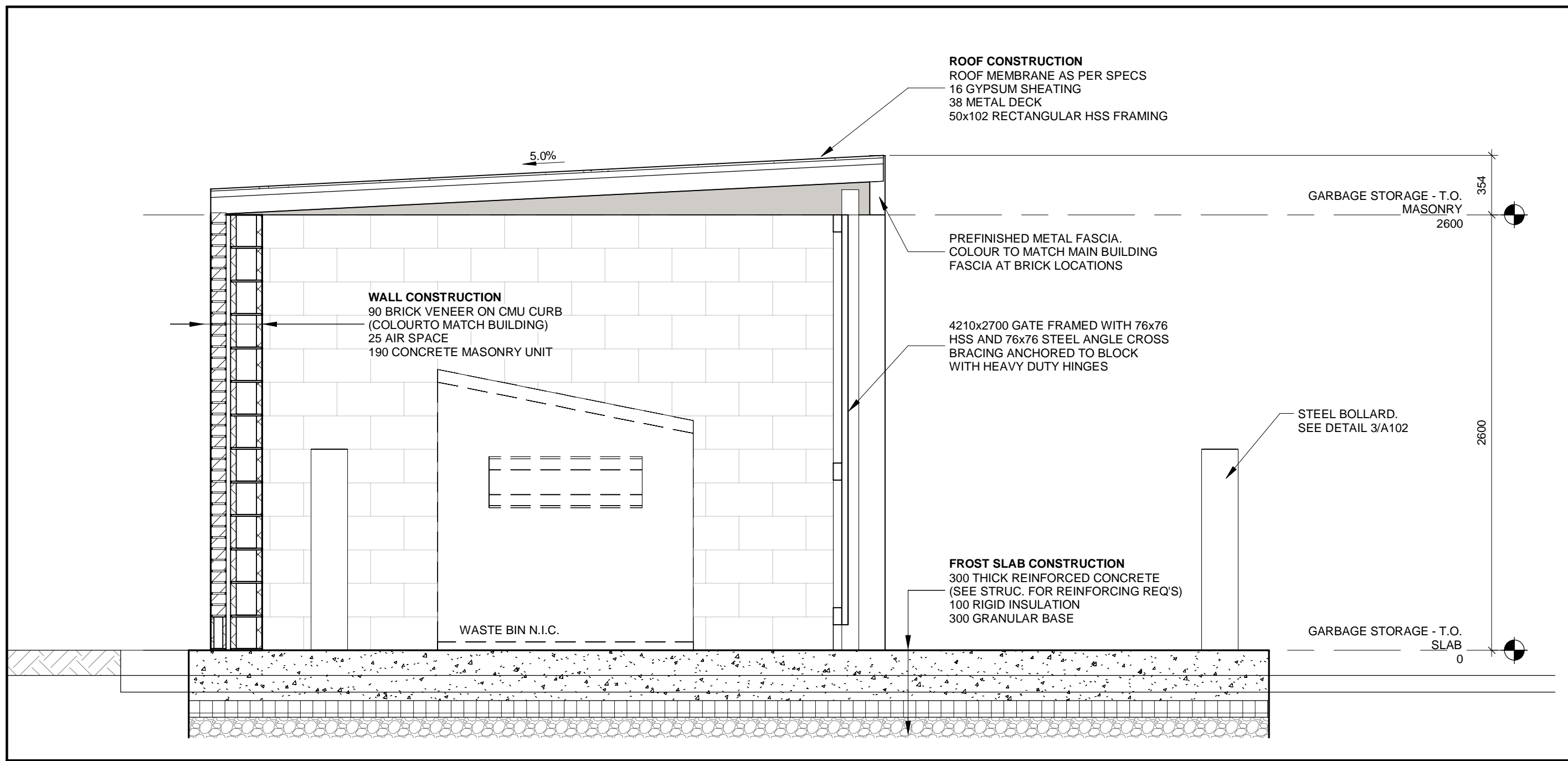
PROPERTY NO.	FACILITIES CODE	FACILITIES PROJECT NO. P061- 18- 01
CONTRACT NO. T- 1160- 2021	DRAWING NO. A- 102	SHEET NO.

--	--	--	--



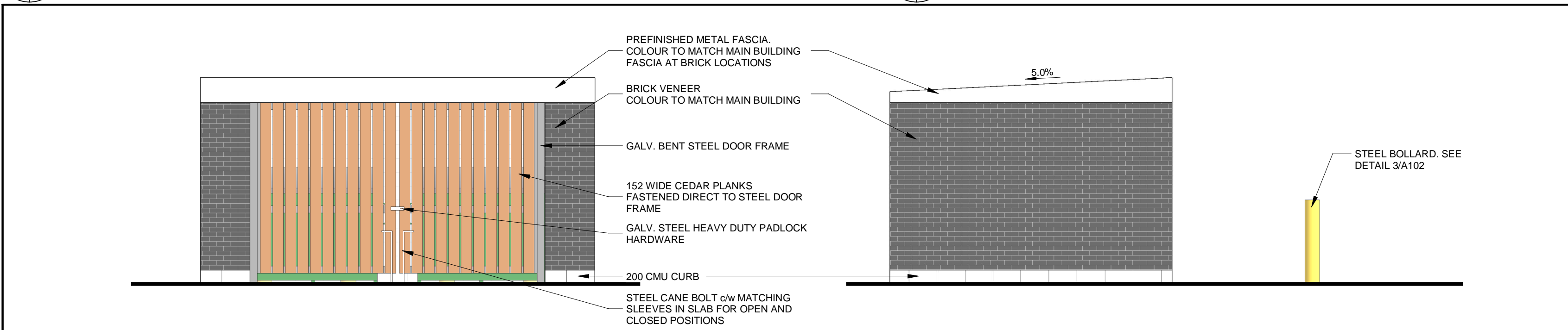
6 FLOOR PLAN - GARBAGE ENCLOSURE

A-100 A-103 1 : 50



5 GARBAGE ENCLOSURE

A-103 A-103 1 : 25



2 GARBAGE ENCL. - EAST ELEVATION

A-103 A-103 1 : 50

3 GARBAGE ENCL. - SOUTH ELEVATION

A-103 A-103 1 : 50

ALL MEASUREMENTS ARE TO BE VERIFIED BY THE CONTRACTOR ON SITE AND ANY DISCREPANCIES ARE TO BE REPORTED BEFORE PROCEEDING WITH THE WORK. THE REGION OF DURHAM ASSUMES NO RESPONSIBILITY FOR THE ACCURACY OF THE LOCATION OF EXISTING SERVICES AS INDICATED ON THIS DRAWING. DO NOT SCALE DRAWINGS.

1890 Fifth Concession Rd

CONSULTANT REVISIONS			
NO.	DATE.	NAME	REVISIONS

PRIME CONSULTANT

AECOM

AECOM Canada Architects Ltd.
50 Sportsworld Crossing Road, Suite 290
Kitchener, Ontario, N2P 0A4
519 650 5313 tel 519 650 3424 fax
www.aecom.com


ONTARIO ASSOCIATION
OF
ARCHITECTS

ROY HOWARD TURNER
LICENCE
4845

SUB CONSULTANT

DESIGN BY: Designer	SCALE: As Indicated
DRAWN BY: Author	DATE: 12/30/20
CHECKED BY: Checker	CONSULTANT PROJECT NO. 60611569
APPROVED BY: Approver	CLIENT FILE No.: 811/20

CONTRACT REVISIONS			
1	09/22/21	ISSUED FOR TENDER	
NO	DATE	NAME	REVISIONS

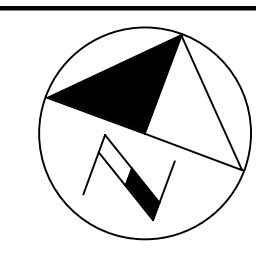


**THE REGIONAL MUNICIPALITY
OF DURHAM**



WORKS DEPARTMENT
DESIGN, CONSTRUCTION & ASSET MANAGEMENT

NEW SEATON PARAMEDIC STATION
AND TRAINING FACILITY IN PICKERING
GARBAGE ENCLOSURE PLANS AND
DETAILS

PROPERTY NO.	FACILITIES CODE	FACILITIES PROJECT NO. PO61- 18- 01
CONTRACT NO. T- 1160- 2021	DRAWING NO. A- 103	SHEET NO.



1890 Fifth Concession Rd

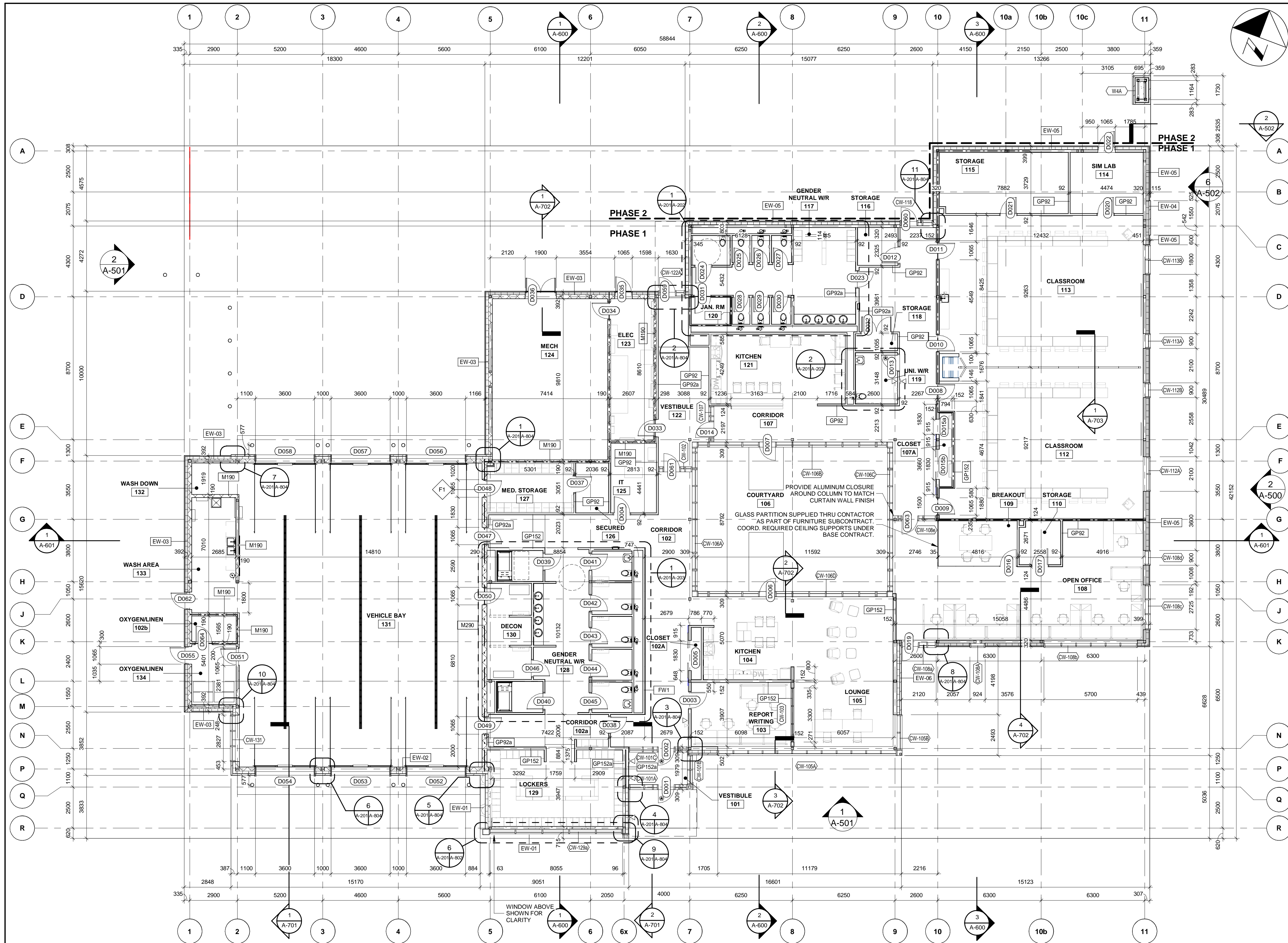
<p>PRIME CONSULTANT</p>  <p>AECOM Canada Architects Ltd. 50 Sportsworld Crossing Road, Suite 290 Kitchener, Ontario, N2P 0M4 519 650 5313 tel 519 650 3424 fax www.aecom.com</p>	
<p>SUB CONSULTANT</p>	

CONTRACT REVISIONS				
	1	09/22/21	ISSUED FOR TENDER	
	NO	DATE	NAME	REVISIONS



NEW SEATON PARAMEDIC STATION AND TRAINING FACILITY IN PICKERING FOUNDATION PLAN

PROPERTY NO.	FACILITIES CODE	FACILITIES PROJECT NO. P061- 18- 01
CONTRACT NO. T- 1160- 2021	DRAWING NO. A- 200	SHEET NO.



1 FLOOR PLAN - MAIN FLOOR
A-603.1 A-201 1:125

ALL MEASUREMENTS ARE TO BE VERIFIED BY THE CONTRACTOR ON SITE AND ANY DISCREPANCIES ARE TO BE REPORTED BEFORE PROCEEDING WITH THE WORK. THE REGION OF DURHAM ASSUMES NO RESPONSIBILITY FOR THE ACCURACY OF THE LOCATION OF EXISTING SERVICES AS INDICATED ON THIS DRAWING. DO NOT SCALE DRAWINGS.

LEGEND:	
NOTE: ALL EXTERIOR AND INTERIOR DIMENSIONS ARE TO THE FACE OF THE WALL ASSEMBLY UNLESS OTHERWISE NOTED.	
---	0 HOUR FIRE RESISTANCE RATING
----	45 MIN. FIRE RESISTANCE RATING
-----	1 HOUR FIRE RESISTANCE RATING
-----	1.5 HOUR FIRE RESISTANCE RATING
-----	2 HOUR FIRE RESISTANCE RATING
---	TRAVEL DISTANCE
*	DOORS W/ AUTOMATIC DOOR OPERATORS
△	BARRIER FREE PUSH BUTTON
FD.	FLOOR DRAIN

SEE MECHANICAL DRAWINGS FOR FIRE EXTINGUISHER LOCATIONS


CONSULTANT REVISIONS			
NO.	DATE	NAME	REVISIONS

PRIME CONSULTANT

AECOM

AECOM Canada Architects Ltd.
50 Sportsworld Crossing Road, Suite 290
Kitchener, Ontario, N2P 0A4
519 650 5313 tel 519 650 3424 fax
www.aecom.com


SUB CONSULTANT



ONTARIO ASSOCIATION
OF
ARCHITECTS
BOY HOWARD TURNER
LICENCE
4845

DESIGN BY: JC / GG	SCALE: 1 : 125
DRAWN BY: TH / MR	DATE: 10/07/20
CHECKED BY: JC	CONSULTANT PROJECT NO. 60611569
APPROVED BY: RT	CLIENT FILE No.: 811/20

CONTRACT REVISIONS			
1	09/22/21	ISSUED FOR TENDER	
NO	DATE	NAME	REVISIONS

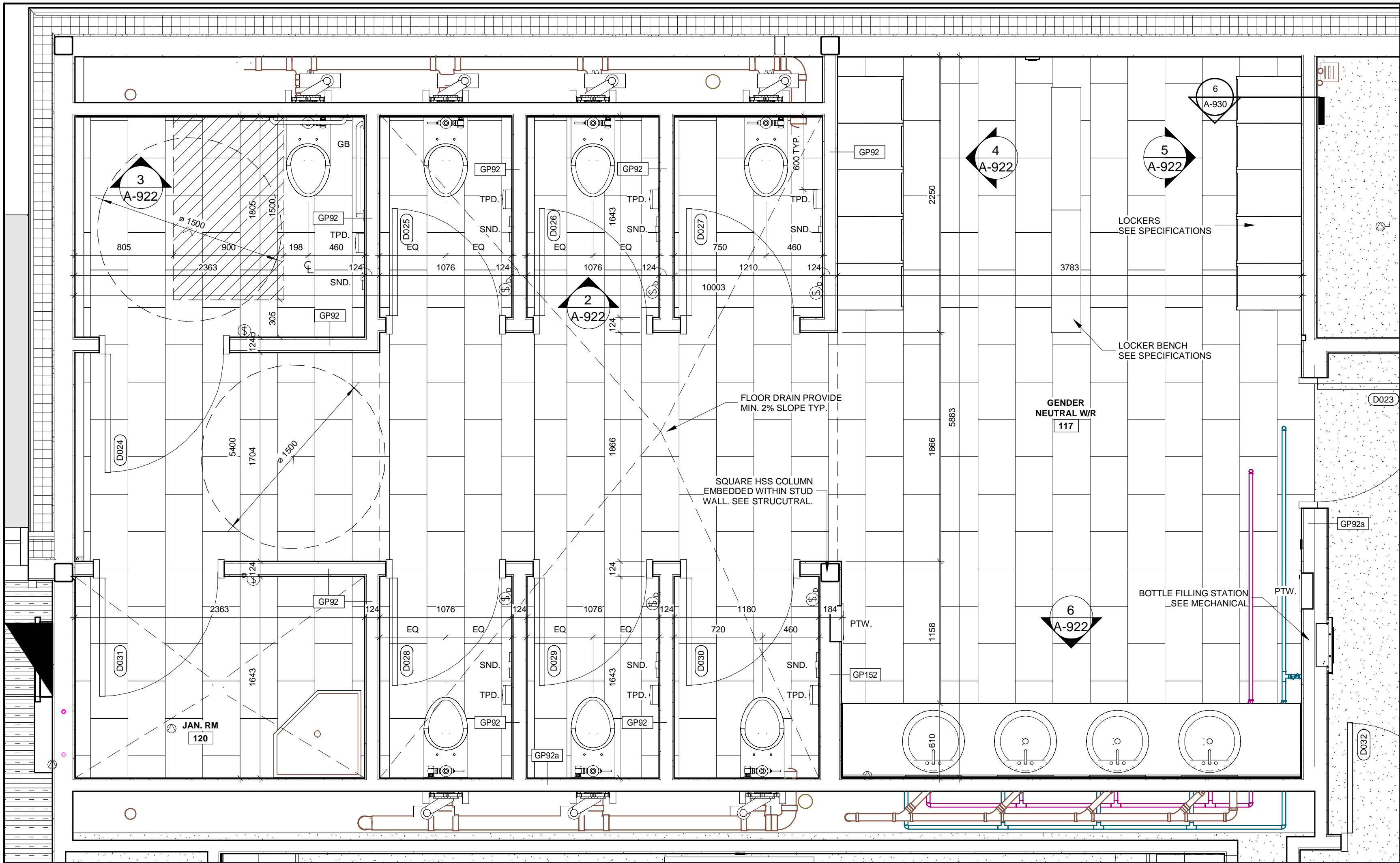


**THE REGIONAL MUNICIPALITY
OF DURHAM**
WORKS DEPARTMENT
DESIGN, CONSTRUCTION & ASSET MANAGEMENT

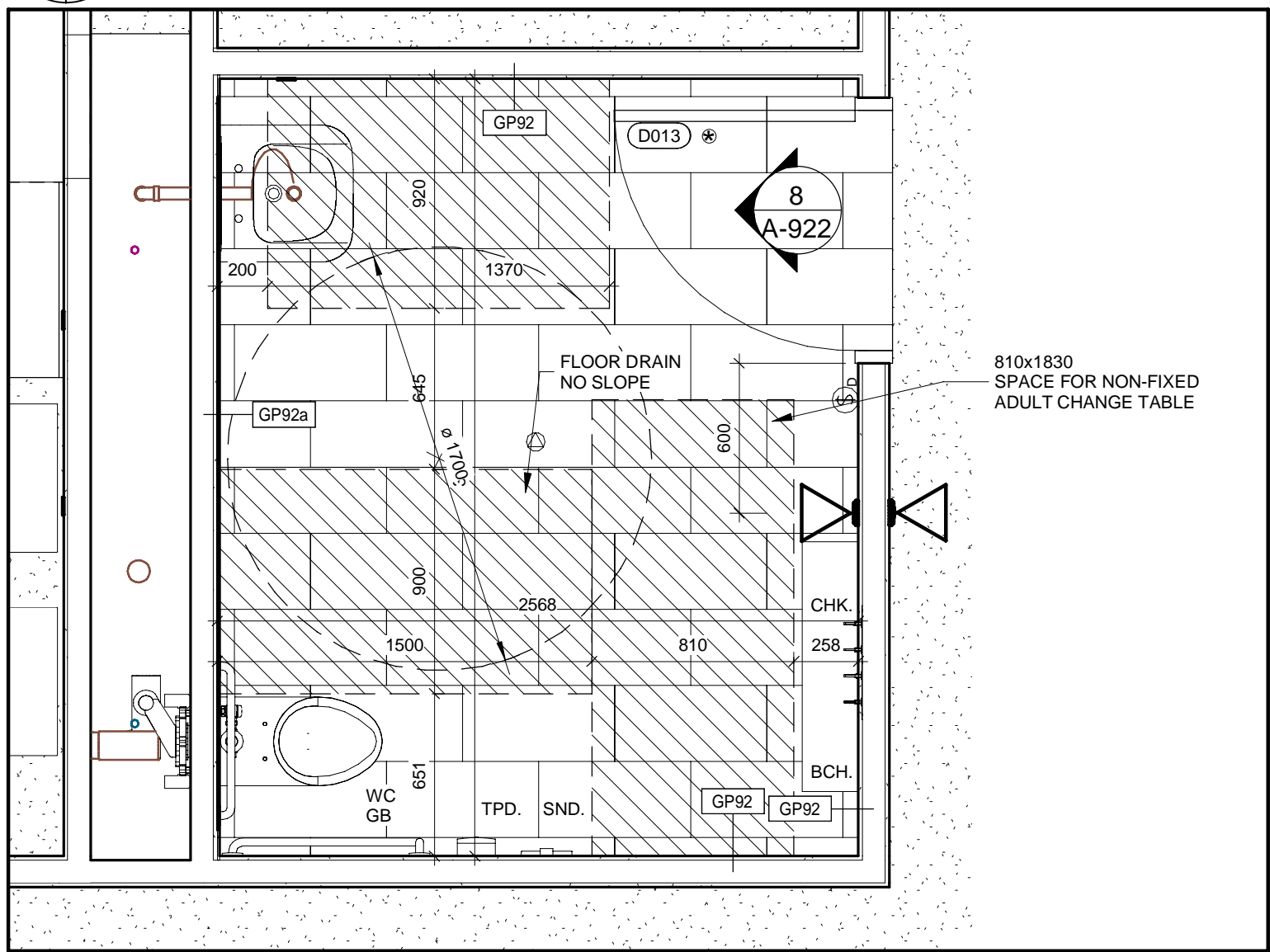
NEW SEATON PARAMEDIC STATION AND TRAINING FACILITY IN PICKERING FLOOR PLAN - PHASE 1

PROPERTY NO.	FACILITIES CODE	FACILITIES PROJECT NO. PO61- 18- 01
CONTRACT NO. T- 1160- 2021	DRAWING NO. A- 201	SHEET NO.

BIM 300/JBP-AMER (CAN) 60611569-SEATON RDFS-A.rvt



1 ENLARGED WASHROOM PLAN
A-201 A-202 1 : 25

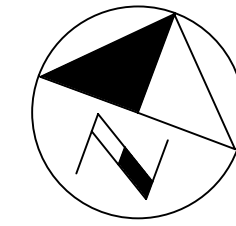


2 ENLARGED UNIVERSAL WASHROOM
A-201 A-202 1 : 25

WASHROOM ACCESSORIES LEGEND AND DETAIL

- NOTE:**
1. ALL WASHROOM LAYOUTS TO CONFORM TO SECTION 3.8 OF THE ONTARIO BUILDING CODE. SEE WASHROOM DETAILS SHEET FOR DETAILS.
 2. COORDINATE POWER DOOR OPERATORS, EMERGENCY CALL SYSTEMS, VISUAL AND AUDIBLE ALARMS WITH ELECTRICAL AND DOOR SCHEDULE.
 3. COORDINATE WALL ASSEMBLIES AND BLOCKING REQUIREMENTS WITH MECHANICAL TOILET CARRIERS.

- TPD. TOILET PAPER DISPENSER
SND. SANITARY NAPKIN DISPOSAL
SD. SOAP DISPENSER
MIR. MIRROR
CHK. COAT HOOK
GB. GRAB BAR
△ BARRIER FREE PUSH BUTTON - PDO
SH. STAINLESS STEEL SHELF
BCH. BENCH
PTW. RECESSED PAPER TOWEL DISPENSER AND WASTE BASKET



ALL MEASUREMENTS ARE TO BE VERIFIED BY THE CONTRACTOR ON SITE AND ANY DISCREPANCIES ARE TO BE REPORTED BEFORE PROCEEDING WITH THE WORK. THE REGION OF DURHAM ASSUMES NO RESPONSIBILITY FOR THE ACCURACY OF THE LOCATION OF EXISTING SERVICES AS INDICATED ON THIS DRAWING. DO NOT SCALE DRAWINGS.


1890 Fifth Concession Rd

CONSULTANT REVISIONS			
NO.	DATE	NAME	REVISIONS

PRIME CONSULTANT AECOM AECOM Canada Architects Ltd. 50 Sportsworld Crossing Road, Suite 290 Kitchener, Ontario, N2P 0A4 519 650 5313 tel 519 650 3424 fax www.aecom.com	ONTARIO ASSOCIATION OF ARCHITECTS ROY HOWARD TURNER LICENCE 4845
SUB CONSULTANT	

DESIGN BY: JC / GG	SCALE: As Indicated
DRAWN BY: TH / MR	DATE: 10/08/20
CHECKED BY: JC	CONSULTANT PROJECT NO. 60611569
APPROVED BY: RT	CLIENT FILE No.: 811/20

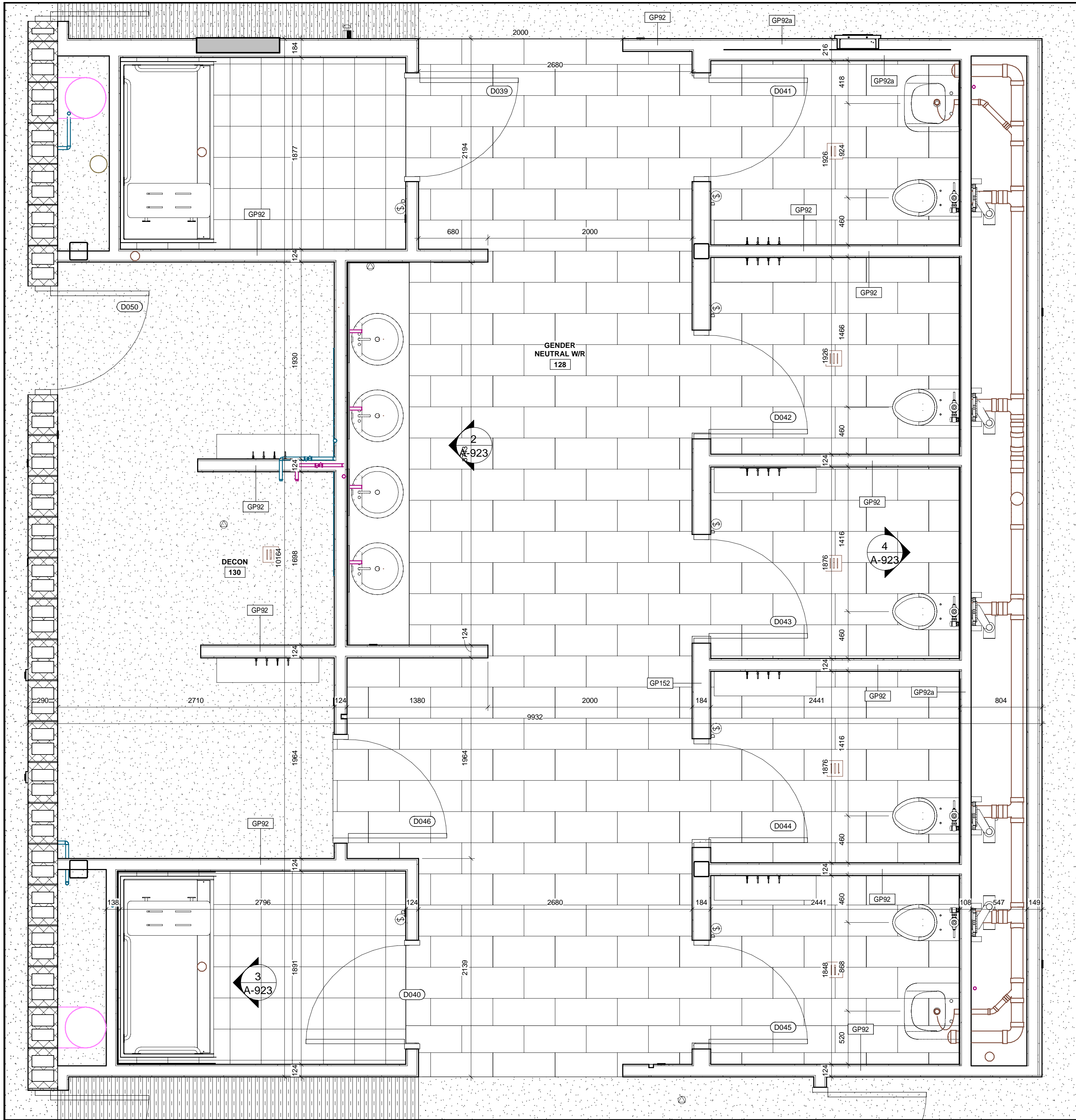
CONTRACT REVISIONS			
NO	DATE	NAME	REVISIONS
1	09/22/21	ISSUED FOR TENDER	

	THE REGIONAL MUNICIPALITY OF DURHAM WORKS DEPARTMENT DESIGN, CONSTRUCTION & ASSET MANAGEMENT
---	---

NEW SEATON PARAMEDIC STATION AND TRAINING FACILITY IN PICKERING WASHROOM FLOOR PLANS

PROPERTY NO.	FACILITIES CODE	FACILITIES PROJECT NO. PO61- 18- 01
CONTRACT NO. T- 1160- 2021	DRAWING NO. A- 202	SHEET NO.

BIM 300/JBP-AMER (CAN) 60611569-Station RDPS-A.rvt

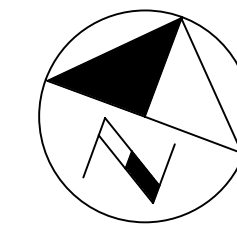


1 ENLARGED MAIN WASHROOM PLAN
A-201 A-203 1 : 25

WASHROOM ACCESSORIES LEGEND AND DETAIL

- NOTE:**
1. ALL WASHROOM LAYOUTS TO CONFORM TO SECTION 3.8 OF THE ONTARIO BUILDING CODE. SEE WASHROOM DETAILS SHEET FOR DETAILS.
 2. COORDINATE POWER DOOR OPERATORS, EMERGENCY CALL SYSTEMS, VISUAL AND AUDIBLE ALARMS WITH ELECTRICAL AND DOOR SCHEDULE.
 3. COORDINATE WALL ASSEMBLIES AND BLOCKING REQUIREMENTS WITH MECHANICAL TOILET CARRIERS.

- TPD. TOILET PAPER DISPENSER
SND. SANITARY NAPKIN DISPOSAL
SD. SOAP DISPENSER
MIR. MIRROR
CHK. COAT HOOK
GB. GRAB BAR
Z. BARRIER FREE PUSH BUTTON - PDO
SH. STAINLESS STEEL SHELF
BCH. BENCH
PTW. RECESSED PAPER TOWEL DISPENSER AND WASTE BASKET



ALL MEASUREMENTS ARE TO BE VERIFIED BY THE CONTRACTOR ON SITE AND ANY DISCREPANCIES ARE TO BE REPORTED BEFORE PROCEEDING WITH THE WORK. THE REGION OF DURHAM ASSUMES NO RESPONSIBILITY FOR THE ACCURACY OF THE LOCATION OF EXISTING SERVICES AS INDICATED ON THIS DRAWING. DO NOT SCALE DRAWINGS.

1890 Fifth Concession Rd


CONSULTANT REVISIONS

NO.	DATE.	NAME	REVISIONS
-----	-------	------	-----------

PRIME CONSULTANT

AECOM

AECOM Canada Architects Ltd.
50 Sportsworld Crossing Road, Suite 290
Kitchener, Ontario, N2P 0A4
519 650 5313 tel 519 650 3424 fax
www.aecom.com



SUB CONSULTANT

DESIGN BY: Designer	SCALE: As Indicated
DRAWN BY: Author	DATE: 12/30/20
CHECKED BY: Checker	CONSULTANT PROJECT NO. 60611569
APPROVED BY: Approver	CLIENT FILE No.: 811/20

CONTRACT REVISIONS

NO	DATE	NAME	ISSUED FOR TENDER	REVISIONS
----	------	------	-------------------	-----------



THE REGIONAL MUNICIPALITY OF DURHAM

WORKS DEPARTMENT
DESIGN, CONSTRUCTION & ASSET MANAGEMENT

NEW SEATON PARAMEDIC STATION AND TRAINING FACILITY IN PICKERING WASHROOM FLOOR PLANS

PROPERTY NO.	FACILITIES CODE	FACILITIES PROJECT NO. P061- 18- 01
CONTRACT NO. T- 1160- 2021	DRAWING NO. A- 203	SHEET NO.

1. BARRIER-FREE ENTRANCE TO THE BUILDING SHALL BE THROUGH THE FRONT ENTRANCE DOOR AND SHALL BE AT THE SAME ELEVATION AS THE EXTERIOR SIDEWALK.
2. EXTERIOR WALKWAYS SHALL HAVE A SLIP RESISTANT FINISH (ie. ANTI-SLIP PAVING STONES, HEAVY BROOM FINISH ON CONCRETE). EXTERIOR WALKWAYS THAT ARE SLUSH WITH ADJACENT LEVELS SHALL HAVE A TEXTURED SURFACE TO DIFFERENTIATE THE WALKWAY FROM SURROUNDING AREAS. MAX. SLOPE ON WALKWAYS SHALL BE NOT MORE THAN 1 : 20.
3. SPACES REQUIRED TO BE PART OF THE BARRIER FREE PATH OF TRAVEL SHALL HAVE DOORS WITH MIN. 860mm CLEARANCE WHEN IN THE OPEN POSITION.
4. SIGNS INCORPORATING THE INTERNATIONAL SYMBOL OF ACCESSIBILITY SHALL BE INSTALLED WHERE NECESSARY TO INDICATE LOCATION OF THE ENTRANCE TO ACCESSIBLE AREAS. SIGNS SHALL BE LOCATED AT BARRIER-FREE PARKING, MEANS OF EGRESS, ETC. SIGNS SHALL BE MOUNTED NOT LESS THAN 1200mm AND MORE THAN 1500mm A.F.F. (AS PER CBC 3.8.3.1).
5. PROVIDE SUDT BLOCKING IN WALLS ADJACENT TO SPACE PROVIDED FOR FUTURE ADULT CHANGE TABLES AS PER CBC 3.8.3.12 (4).

1) A UNIVERSAL WASHROOM SHALL,

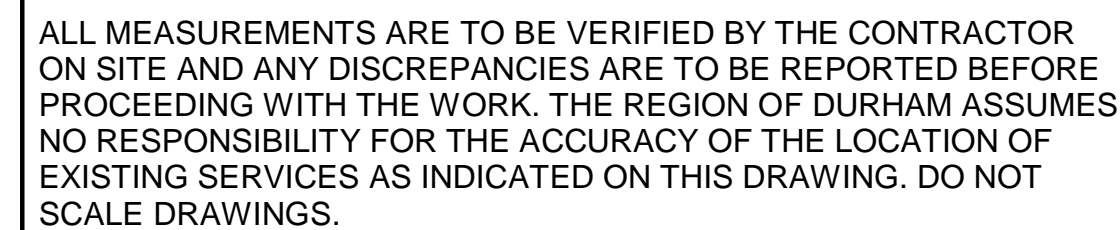

- (A) BE SERVED BY A BARRIER-FREE PATH OF TRAVEL.
- (B) HAVE A DOOR THAT IS CAPABLE OF BEING LOCKED FROM THE INSIDE AND RELEASED FROM THE OUTSIDE IN CASE OF EMERGENCY AND THAT HAS,
 - (I) A GRASPABLE LATCH-OPERATING MECHANISM LOCATED NOT LESS THAN 900 MM AND NOT MORE THAN 1 000 MM ABOVE THE FINISHED FLOOR.
 - (II) IF IT IS AN OUTWARD SWINGING DOOR, A DOOR PULL NOT LESS THAN 140 MM LONG LOCATED ON THE INSIDE SO THAT ITS MIDPOINT IS NOT LESS THAN 900 MM AND NOT MORE THAN 300 MM FROM THE LATCH SIDE OF THE DOOR AND NOT LESS THAN 900 MM AND NOT MORE THAN 1 100 MM ABOVE THE FINISHED FLOOR, AND
 - (III) IF IT IS AN OUTWARD SWINGING DOOR, A DOOR CLOSURE, SPRING HINGES OR GRAVITY HINGES, SO THAT THE DOOR CLOSURES AUTOMATICALLY.
- (C) HAVE ONE LAVATORY CONFORMING TO SENTENCES 3.8.3.11 (1), (3) AND (4).
- (D) HAVE ONE WATER CLOSET CONFORMING TO ARTICLE 3.8.3.9, THAT IS LOCATED IN ACCORDANCE WITH CLAUSE 3.8.3.8.(2)(A) OR (B).
- (E) HAVE GRAB BARS CONFORMING TO,
 - (I) SENTENCE 3.8.3.(3), IF THE WATER CLOSET IS LOCATED IN ACCORDANCE WITH CLAUSE 3.8.3.8.(2)(A) OR
 - (II) SENTENCE 3.8.3.(4), IF THE WATER CLOSET IS LOCATED IN ACCORDANCE WITH CLAUSE 3.8.3.8.(2)(B).
- (F) HAVE NO INTERNAL DIMENSION BETWEEN WALLS THAT IS LESS THAN 1 700 MM.
- (G) HAVE A COAT HOOK THAT CONFORMS TO CLAUSE 3.8.3.8.(1)(E) AND A SHELF THAT IS LOCATED NOT MORE THAN 1 100 MM ABOVE THE FINISHED FLOOR AND PROJECTS NOT MORE THAN 100 MM FROM THE WALL.
- (H) BE DESIGNED TO PERMIT A WHEELCHAIR TO TURN IN AN OPEN SPACE NOT LESS THAN 1 700 MM IN DIAMETER.
- (I) BE PROVIDED WITH A DOOR EQUIPPED WITH A POWER DOOR OPERATOR IF THE DOOR IS EQUIPPED WITH A SELF-CLOSING DEVICE.
 - (J) BE PROVIDED WITH A MIRROR
 - (I) INSTALLED ABOVE A LAVATORY DESCRIBED IN CLAUSE 11(C), AND
 - (II) MOUNTED WITH ITS BOTTOM EDGE NOT MORE THAN 1 000 MM ABOVE THE FINISHED FLOOR OR INCLINED TO THE VERTICAL TO BE USABLE BY A PERSON IN A WHEELCHAIR.
- (K) HAVE LIGHTING CONTROLLED BY A MOTION SENSOR CONFORMING TO SENTENCE 12.2.4.1.(2).

2) A UNIVERSAL WASHROOM SHALL HAVE,

- (A) AN EMERGENCY CALL SYSTEM THAT CONSISTS OF AUDIBLE AND VISUAL SIGNAL DEVICES INSIDE AND OUTSIDE OF THE WASHROOM THAT ARE ACTIVATED BY A CONTROL DEVICE INSIDE THE WASHROOM, AND
- (B) AN EMERGENCY SIGN THAT CONTAINS THE WORDS **"IN THE EVENT OF AN EMERGENCY PUSH EMERGENCY BUTTON AND AUDIBLE AND VISUAL SIGNAL WILL ACTIVATE"** IN LETTERS AT LEAST 25 MM HIGH WITH A 5 MM STROKE AND THAT IS POSTED ABOVE THE EMERGENCY BUTTON.

(3) A CLEAR SPACE NOT LESS THAN 810 MM WIDE AND 1 830 MM LONG SHALL BE PROVIDED IN EACH UNIVERSAL WASHROOM FOR AN ADULT-SIZE CHANGE TABLE.

(4) WHERE THE CLEAR SPACE PROVIDED FOR AN ADULT-SIZE CHANGE TABLE IS ADJACENT TO A WALL, REINFORCEMENT SHALL BE INSTALLED IN THE WALL TO PERMIT THE FUTURE INSTALLATION OF THE CHANGE TABLE.



CONSULTANT REVISIONS				
	NO.	DATE.	NAME	REVISIONS


AECOM

AECOM Canada Architects Ltd.
50 Sportsworld Crossing Road, Suite
Kitchener, Ontario, N2P 0A4
519 650 5313 tel 519 650 3411
www.aecom.com



DESIGN BY: Designer	SCALE: As Indicated
DRAWN BY: Author	DATE: 12/30/20
CHECKED BY: Checker	CONSULTANT PROJECT NO.
APPROVED BY: Approver	CLIENT FILE No.: 811/20

CONTRACT REVISIONS				
	1	09/22/21	ISSUED FOR TENDER	
	NO	DATE	NAME	REVISIONS



NEW SEATON PARAMEDIC STATION AND TRAINING FACILITY IN PICKERING WASHROOM DETAILS

PROPERTY NO.	FACILITIES CODE	FACILITIES PROJECT NO. P061- 18- 01
CONTRACT NO. T- 1160- 2021	DRAWING NO. A- 204	SHEET NO.

ALL MEASUREMENTS ARE TO BE VERIFIED BY THE CONTRACTOR ON SITE AND ANY DISCREPANCIES ARE TO BE REPORTED BEFORE PROCEEDING WITH THE WORK. THE REGION OF DURHAM ASSUMES NO RESPONSIBILITY FOR THE ACCURACY OF THE LOCATION OF EXISTING SERVICES AS INDICATED ON THIS DRAWING. DO NOT SCALE DRAWINGS.

1890 Fifth Concession Rd

LEGEND:

NOTE: ALL EXTERIOR AND INTERIOR DIMENSIONS ARE TO THE FACE OF CONCRETE BLOCK OR STEEL STUD UNLESS OTHERWISE NOTED

- RECESSED LIGHT FIXTURE WITHIN CEILING GRID. REFER TO ELECTRICAL. COORDINATE WITH CEILING LAYOUT.
- SUSPENDED LIGHT FIXTURE. REFER TO ELECTRICAL.
- RECESSED 610x1220 LIGHT FIXTURE WITHIN CEILING GRID. REFER TO ELECTRICAL. COORDINATE WITH CEILING LAYOUT.
- RECESSED POT LIGHT. REFER TO ELECTRICAL.
- EXTERIOR LIGHT FIXTURE. REFER TO ELEVATIONS AND ELECTRICAL.
- EXHAUST GRILLE. REFER TO MECHANICAL.
- DIFFUSER. REFER TO MECHANICAL.
- RETURN GRILLE. REFER TO MECHANICAL.
- RWS ROLLER WINDOW SHADE
- RWBB ROLLER WINDOW BLACKOUT BLINDS

CONSULTANT REVISIONS

NO. DATE NAME REVISIONS

PRIME CONSULTANT

AECOM

AECOM Canada Architects Ltd.
50 Sportsworld Crossing Road, Suite 290
Kitchener, Ontario, N2P 0A4
519 650 5313 tel 519 650 3424 fax
www.aecom.com



SUB CONSULTANT

DESIGN BY: JC / GG SCALE: As Indicated

DRAWN BY: TH / MR DATE: 10/08/20

CHECKED BY: JC CONSULTANT PROJECT NO. 60611569

APPROVED BY: RT CLIENT FILE No.: 811/20

CONTRACT REVISIONS

1 09/22/21 ISSUED FOR TENDER



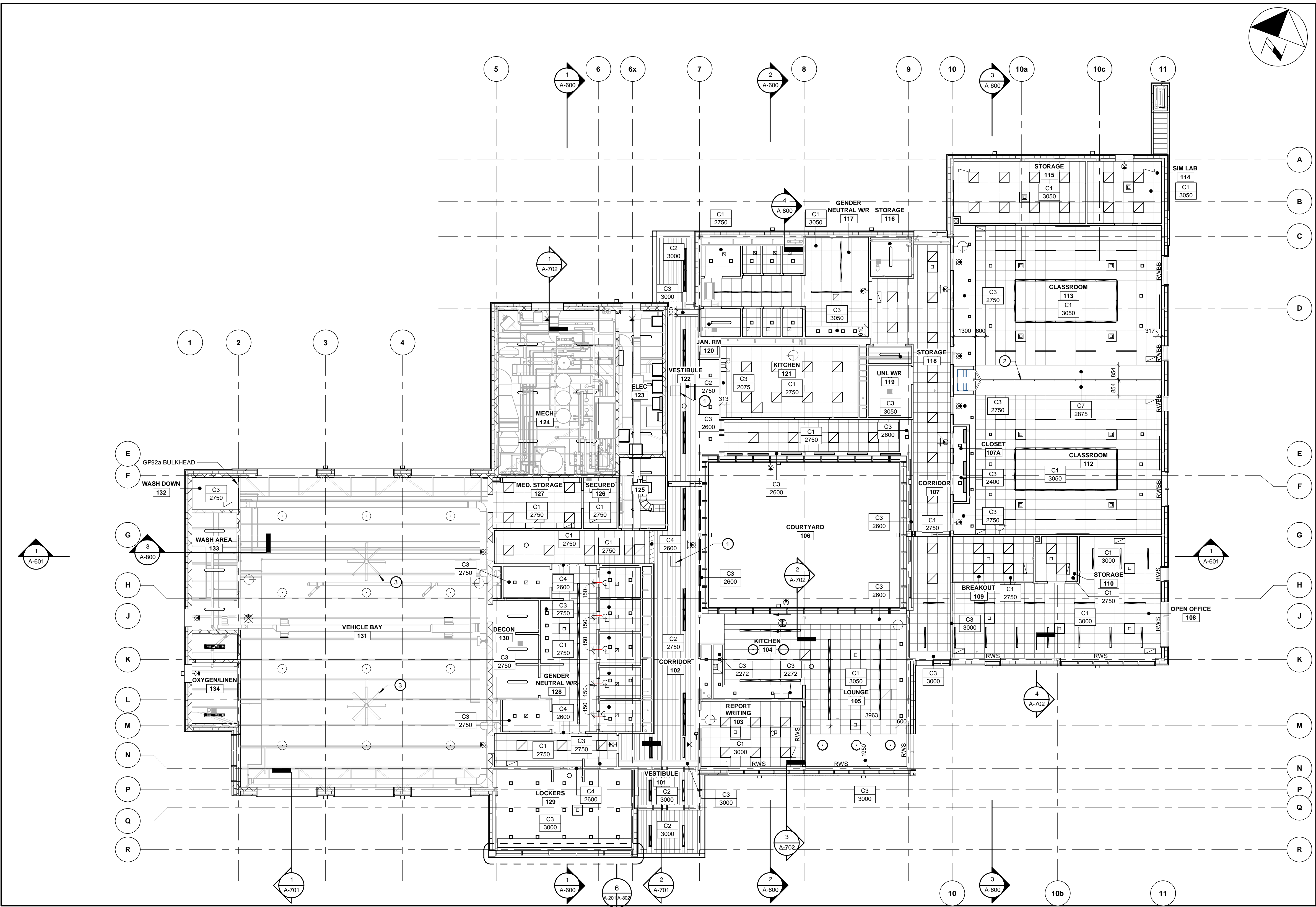
THE REGIONAL MUNICIPALITY
OF DURHAM

WORKS DEPARTMENT
DESIGN, CONSTRUCTION & ASSET MANAGEMENT

NEW SEATON PARAMEDIC STATION
AND TRAINING FACILITY IN PICKERING
REFLECTED CEILING PLAN

PROPERTY NO. FACILITIES CODE FACILITIES PROJECT NO.
P061- 18- 01

CONTRACT NO. DRAWING NO. SHEET NO.
T- 1160- 2021 A- 300



1 REFLECTED CEILING PLAN - GROUND FLOOR

1:125

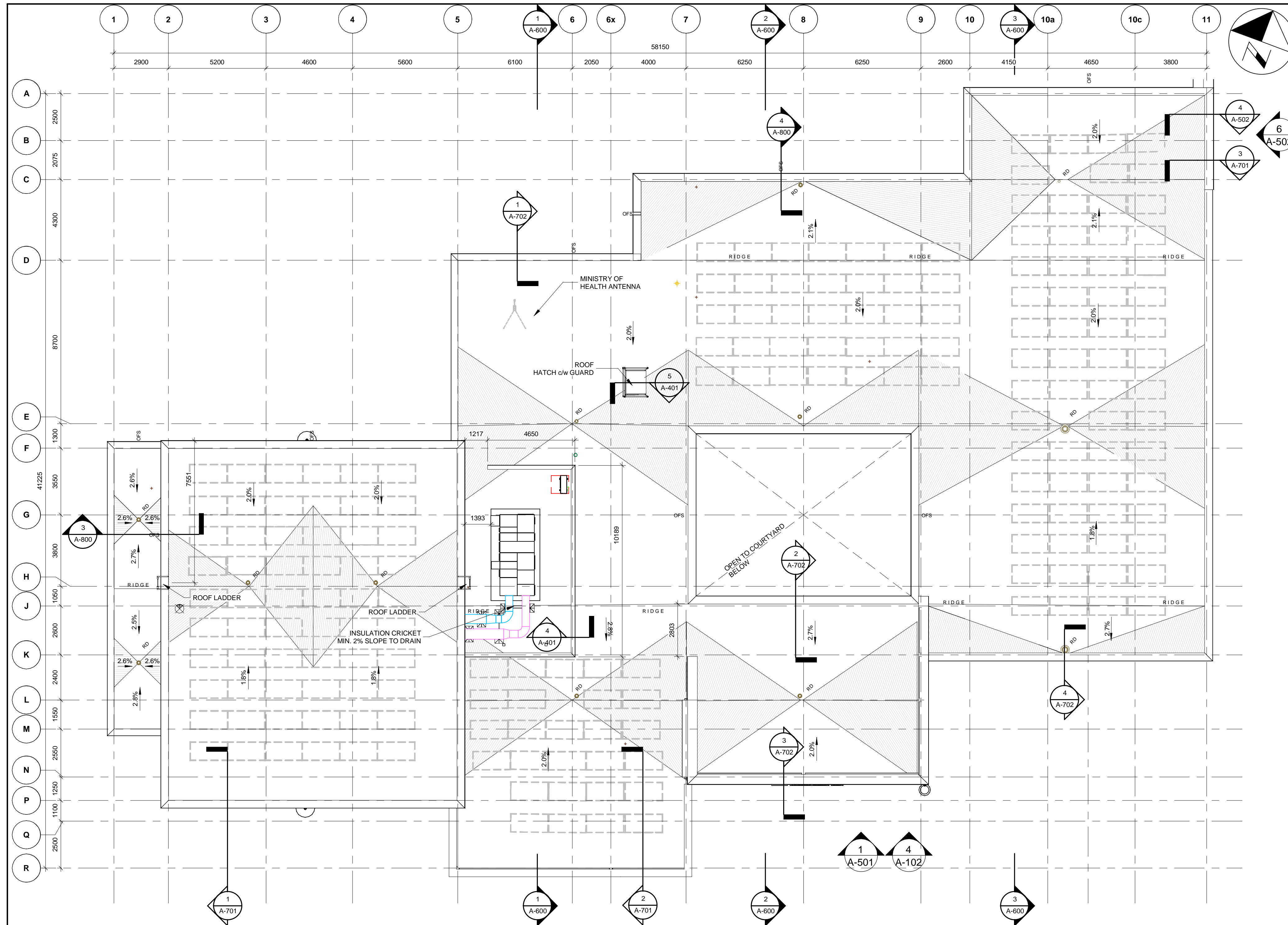
KEYNOTE LEGEND

KEY	NOTE
1	ACCESS HATCH FOR WOOD CEILING FINISH. COORDINATE SIZE AND LOCATION WITH WOOD SLATS AND MECHANICAL UNIT LOCATION.
2	MOBILE GLASS ROOM PARTITION SYSTEM. ADJACENT DRYWALL BULKHEAD FINISH TO BE COORDINATED WITH PARTITION CLEARANCES TO AVOID DAMAGE DURING OPERATION.
3	LARGE VOLUME SUSPENDED CEILING FAN. COORDINATE WITH MECHANICAL.

REFLECTED CEILING PLAN
GENERAL NOTES

GENERAL NOTES:

- ALL REFERENCE DATUMS ARE TAKEN FROM T.O. FINISHED GROUND FLOOR LEVEL.
- ALL DIMENSIONS SHOWN ARE TO FINISHED FACE OF ADJACENT ASSEMBLY TO CEILING ELEMENT BEING DIMENSIONED.



1 ROOF PLAN - PHASE 1
A-401 A-400 1 : 125

ALL MEASUREMENTS ARE TO BE VERIFIED BY THE CONTRACTOR ON SITE AND ANY DISCREPANCIES ARE TO BE REPORTED BEFORE PROCEEDING WITH THE WORK. THE REGION OF DURHAM ASSUMES NO RESPONSIBILITY FOR THE ACCURACY OF THE LOCATION OF EXISTING SERVICES AS INDICATED ON THIS DRAWING. DO NOT SCALE DRAWINGS.

1890 Fifth Concession Rd

ROOF LEGEND:

- RD ROOF DRAIN. REFER TO MECHANICAL.
- RA ROOF ANCHOR. COORDINATE WITH STRUCTURAL FRAMING
- HP HIGH POINT
- VENT THROUGH ROOF. REFER TO MECHANICAL.
- ADDITIONAL SLOPED INSULATION. 150+/-mm TO 10mm". MIN. 2% SLOPE

GENERAL NOTES:

- EXACT LOCATION AND ELEVATIONS OF SLOPED INSULATION CRICKETS TO BE SITE VERIFIED AND APPROVED BY PROJECT MANAGER PRIOR TO INSTALLATION.
- PROVIDE SLOPE OF 2% AS TYPICAL. MINIMUM SLOPE OF 1% IN VALLEYS

CONSULTANT REVISIONS			
NO.	DATE	NAME	REVISIONS

PRIME CONSULTANT

AECOM Canada Architects Ltd.
50 Sportsworld Crossing Road, Suite 290
Kitchener, Ontario, N2P 0A4
519 650 5313 tel 519 650 3424 fax
www.aecom.com

ONTARIO ASSOCIATION
OF
ARCHITECTS
ROY HOWARD TURNER
LICENCE
4845

SUB CONSULTANT

DESIGN BY: JC / GG	SCALE: As Indicated
DRAWN BY: TH / MR	DATE: 10/07/20
CHECKED BY: JC	CONSULTANT PROJECT NO. 60611569
APPROVED BY: RT	CLIENT FILE No.: 811/20

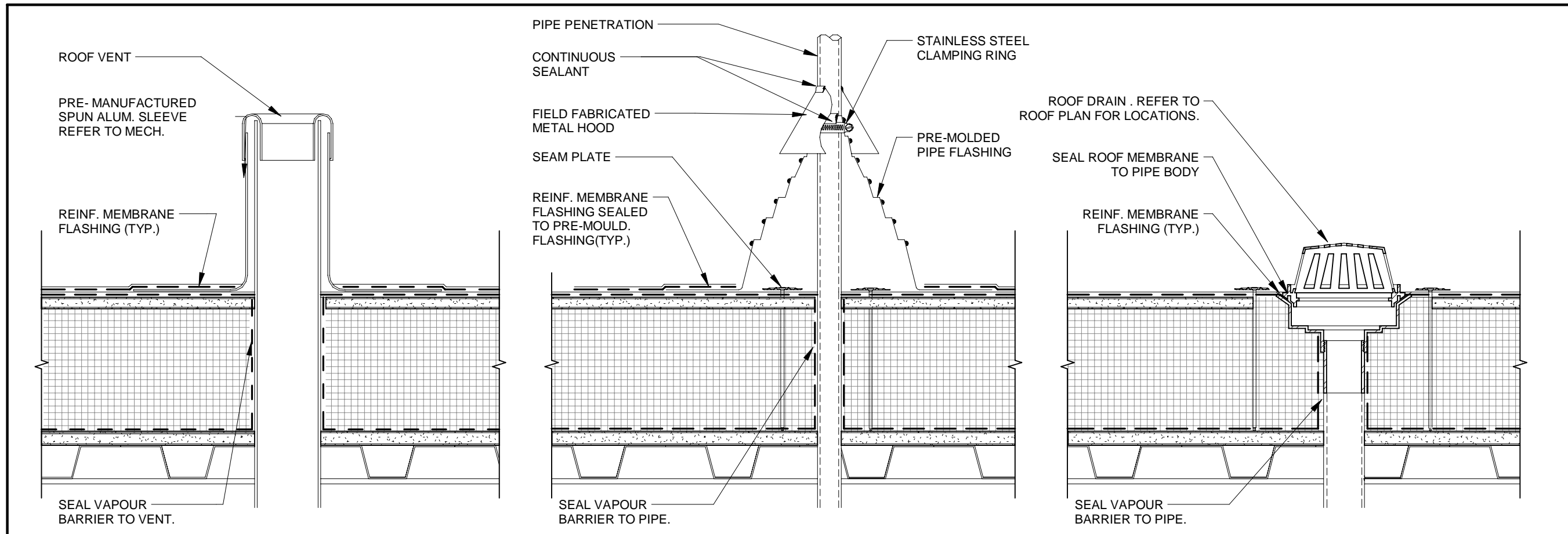
CONTRACT REVISIONS			
NO	DATE	NAME	REVISIONS
1	09/22/21	ISSUED FOR TENDER	

THE REGIONAL MUNICIPALITY
OF DURHAM
WORKS DEPARTMENT
DESIGN, CONSTRUCTION & ASSET MANAGEMENT

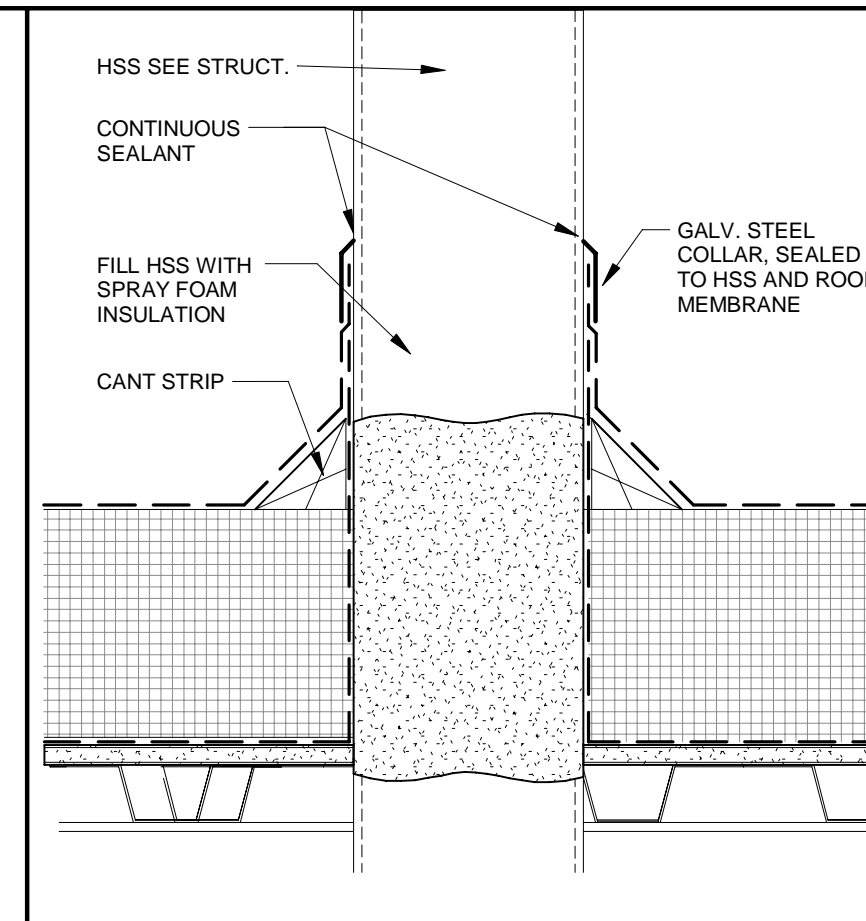
NEW SEATON PARAMEDIC STATION
AND TRAINING FACILITY IN PICKERING
ROOF PLAN - PHASE 1

PROPERTY NO.	FACILITIES CODE	FACILITIES PROJECT NO. PO61- 18- 01
CONTRACT NO. T- 1160- 2021	DRAWING NO. A- 400	SHEET NO.

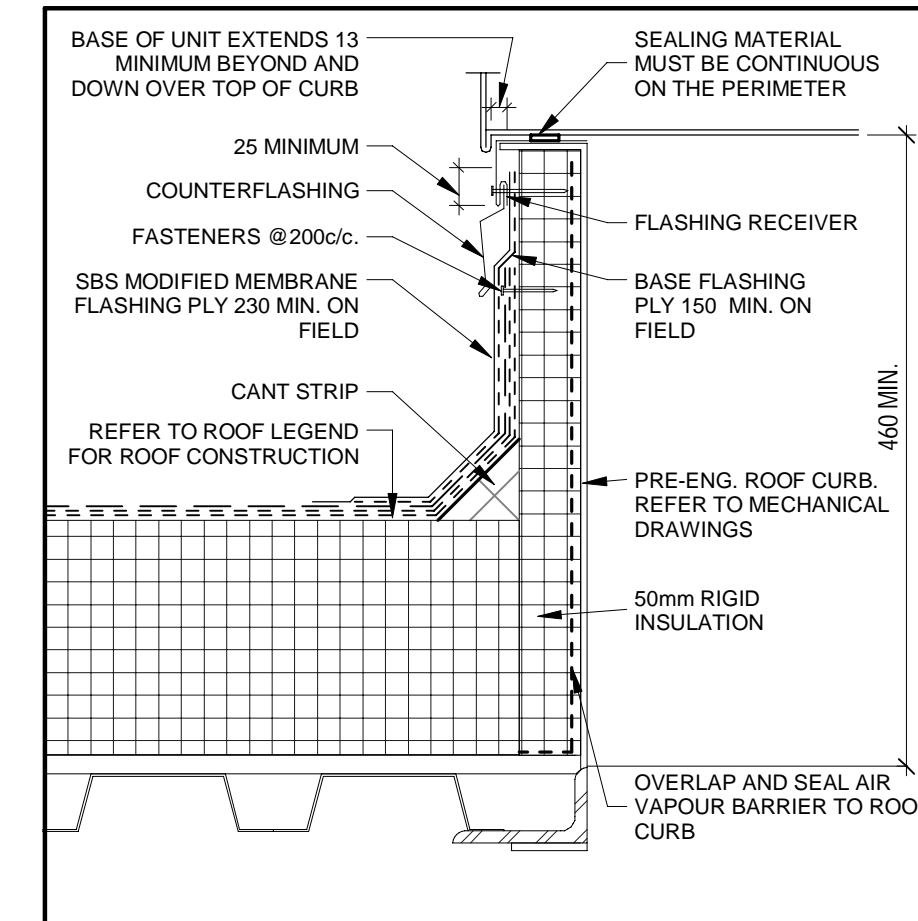
BIM 300/BJP-AMER (CAN) 60611569-SEATON RDPS-A.rvt



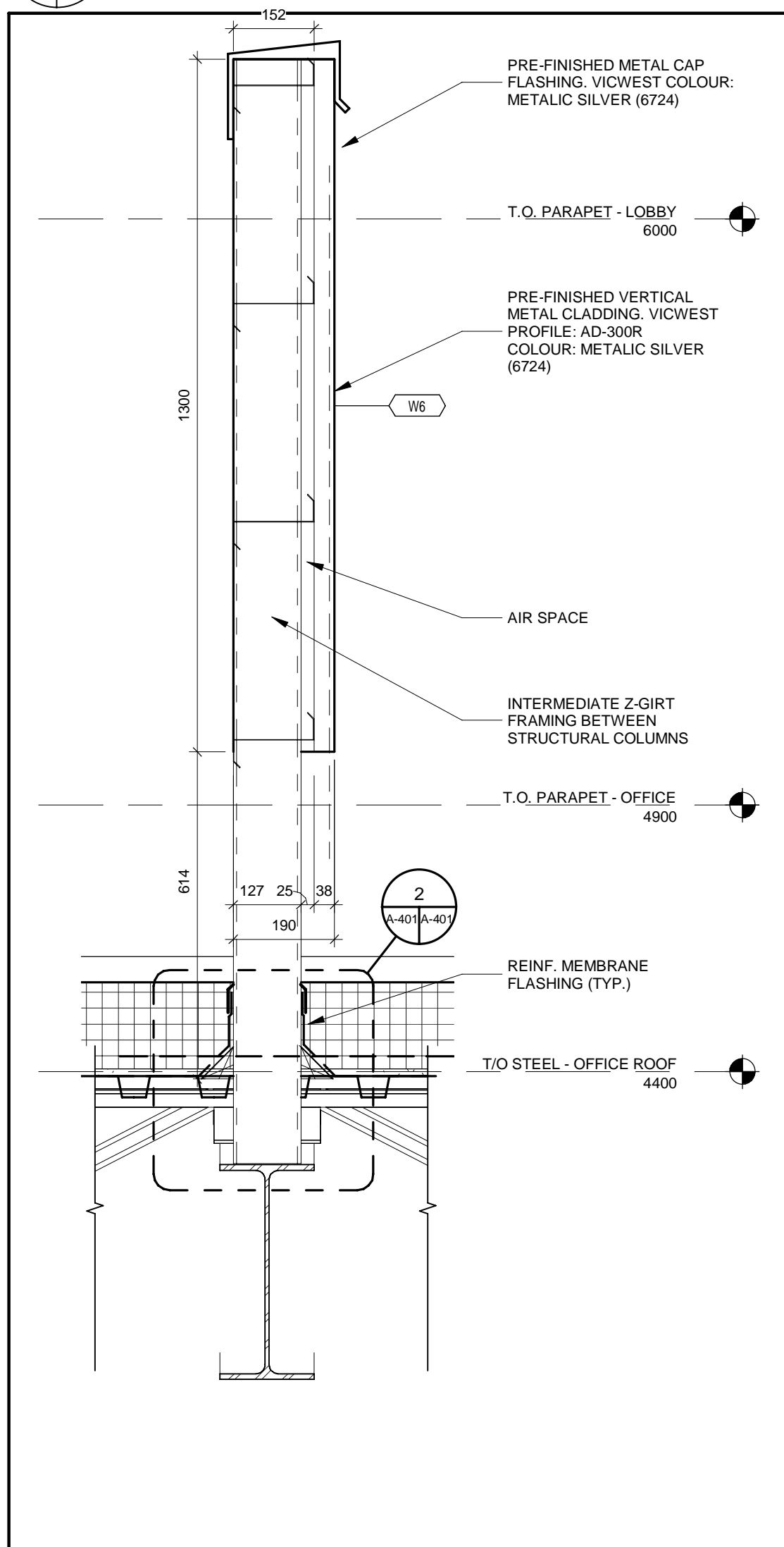
1 TYPICAL ROOF PENETRATIONS



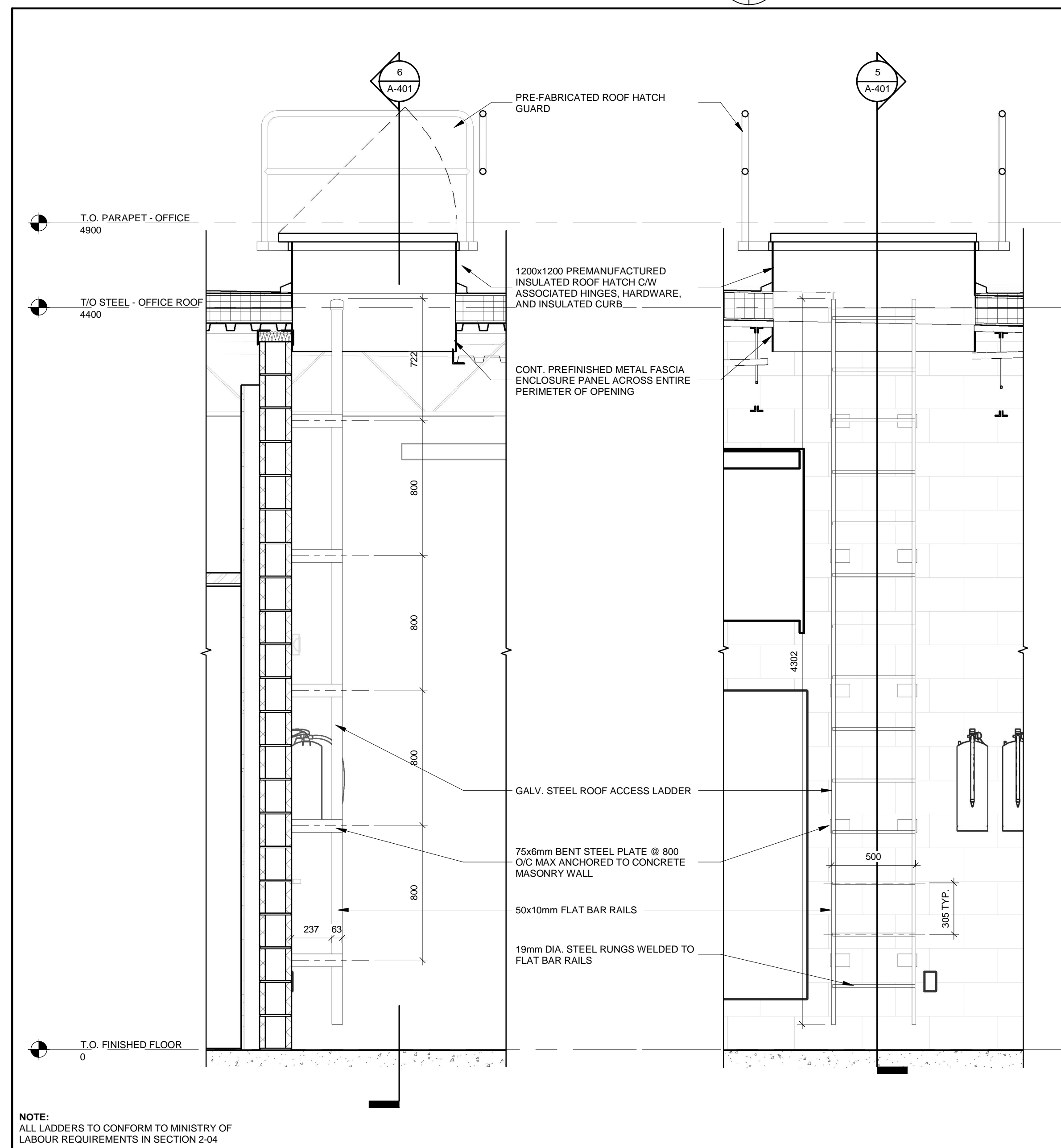
2 HSS ROOF PENETRATION



3 TYP. ROOF CURB

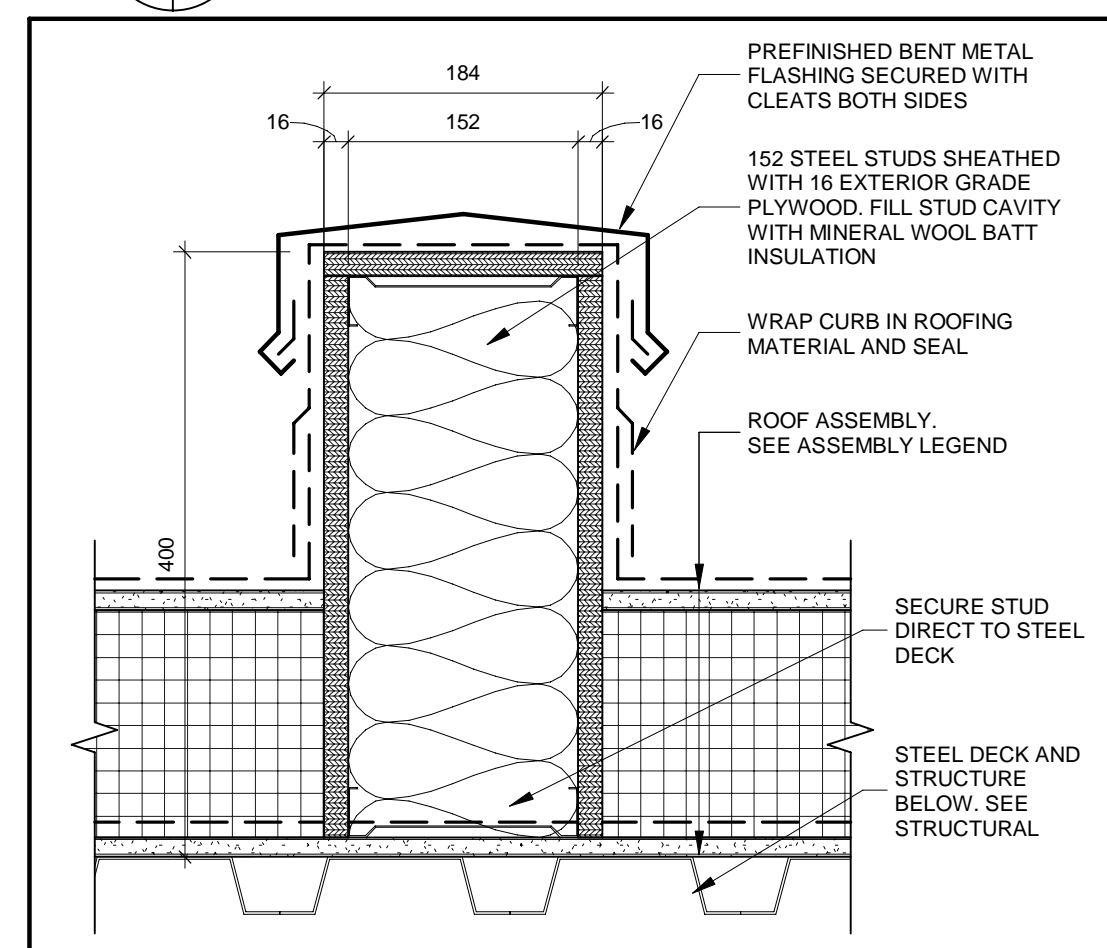


4 TYP. MECHANICAL SCREEN DETAIL



5 ROOF LADDER SECTION 1

6 ROOF LADDER SECTION 2



7 ROOF CURB

ALL MEASUREMENTS ARE TO BE VERIFIED BY THE CONTRACTOR ON SITE AND ANY DISCREPANCIES ARE TO BE REPORTED BEFORE PROCEEDING WITH THE WORK. THE REGION OF DURHAM ASSUMES NO RESPONSIBILITY FOR THE ACCURACY OF THE LOCATION OF EXISTING SERVICES AS INDICATED ON THIS DRAWING. DO NOT SCALE DRAWINGS.

1890 Fifth Concession Rd

NO.	DATE.	NAME	REVISIONS

PRIME CONSULTANT

AECOM

AECOM Canada Architects Ltd.
50 Sportsworld Crossing Road, Suite 290
Kitchener, Ontario, N2P 0A4
519 650 5313 tel 519 650 3424 fax
www.aecom.com

SUB CONSULTANT

ONTARIO ASSOCIATION OF ARCHITECTS
ROY HOWARD TURNER
LICENCE 4845

DESIGN BY: Designer	SCALE: As Indicated
DRAWN BY: Author	DATE: 03/29/21
CHECKED BY: Checker	CONSULTANT PROJECT NO. 60611569
APPROVED BY: Approver	CLIENT FILE No.: 811/20

NO.	DATE	NAME	REVISIONS

DURHAM REGION

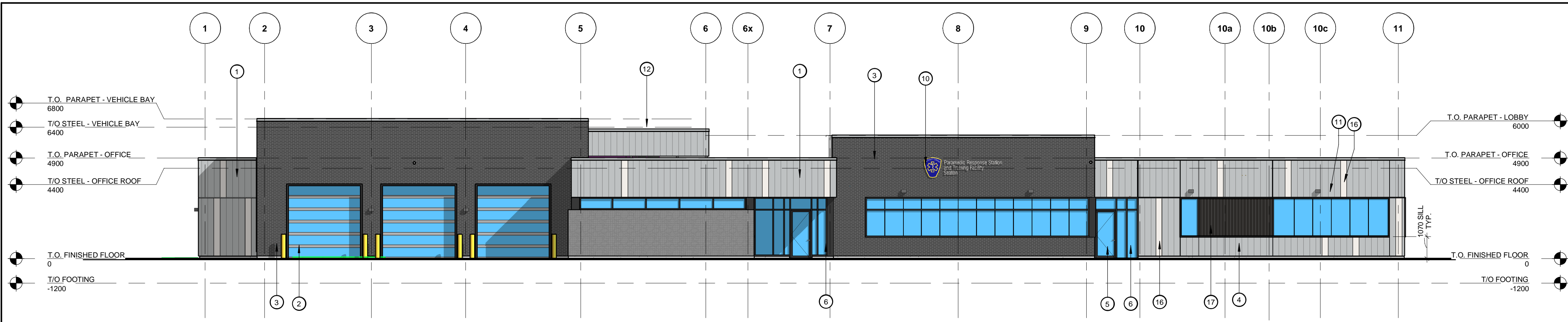
THE REGIONAL MUNICIPALITY OF DURHAM

WORKS DEPARTMENT
DESIGN, CONSTRUCTION & ASSET MANAGEMENT

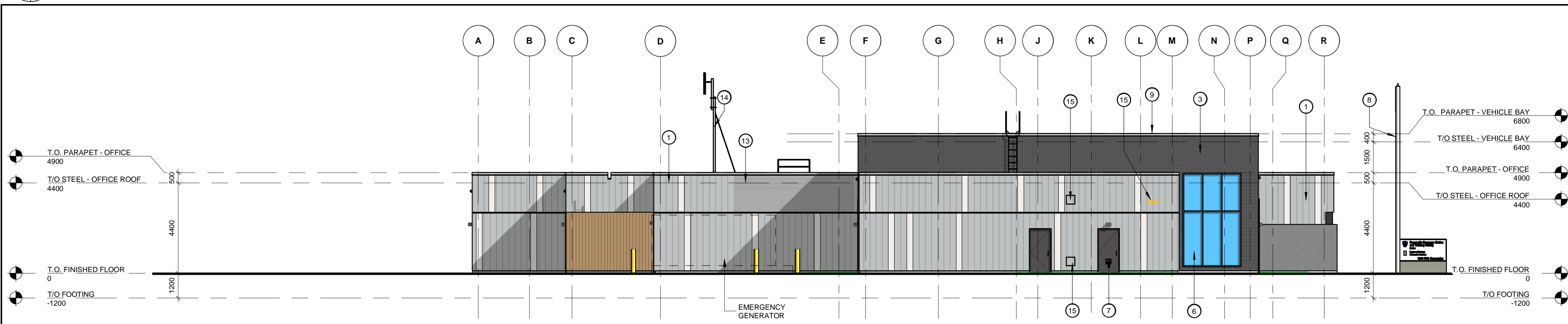
NEW SEATON PARAMEDIC STATION AND TRAINING FACILITY IN PICKERING

ROOF PLAN DETAILS

PROPERTY NO.	FACILITIES CODE	FACILITIES PROJECT NO. PO61- 18- 01
CONTRACT NO. T- 1160- 2021	DRAWING NO. A- 401	SHEET NO.



1 BUILDING ELEVATION - SOUTH



2 BUILDING ELEVATION - WEST

#	KEY	NOTE
1	PRE-FINISHED VERTICAL METAL CLADDING. PROFILE: VICWEST AD-300R. COLOUR: METALLIC SILVER (6724).	
2	CLEAR, DOUBLE PANE TEMPERED GLASS OVERHEAD DOOR C/W THERMALLY BROKEN BLACK ANODIZED ALUMINUM FRAMES.	
3	BRICK VENEER. COLOUR: DARK GREY.	
4	50MM BLACK ANODIZED SHADOW BOX TO MATCH CURTAIN WALL MULLIONS.	
5	CLEAR, DOUBLE PANE TEMPERED GLASS PERSON DOOR C/W THERMALLY BROKEN BLACK ANODIZED ALUMINUM FRAMES.	
6	CLEAR, DOUBLE PANE TEMPERED GLASS C/W THERMALLY BROKEN BLACK ANODIZED ALUMINUM FRAMES.	
7	THERMALLY BROKEN HOLLOW METAL DOOR AND FRAME. COLOUR: TO MATCH BLACK ANODIZED.	
8	FLAGPOLE.	
9	PRE-FINISHED METAL CAP FLASHING. COLOUR: METALLIC SILVER (6724).	
10	BUILDING MOUNTED SIGNAGE.	
11	WALL MOUNTED LIGHT FIXTURE. REFER TO ELECTRICAL.	
12	GALVANIZED HORIZONTAL SLAT MECHANICAL ROOF TOP SCREEN. PROFILE: VICWEST AD-300R. COLOUR: METALLIC SILVER (6724) ON METAL FRAMING.	
13	PRE-FINISHED METAL MECHANICAL LOUVER PANEL. COLOUR: BLACK.	
14	MINISTRY OF HEALTH ANTENNA.	
15	EXTRUDED MECHANICAL HVAC LOUVER. REFER TO MECHANICAL.	
16	PRE-FINISHED VERTICAL METAL CLADDING. PROFILE: VICWEST AD-300R. COLOUR: LIGHT PEWTER (2897).	
17	PRE-FINISHED VERTICAL METAL CLADDING. PROFILE: VICWEST AD-300R. COLOUR: BLACK (56068).	

ALL MEASUREMENTS ARE TO BE VERIFIED BY THE CONTRACTOR ON SITE AND ANY DISCREPANCIES ARE TO BE REPORTED BEFORE PROCEEDING WITH THE WORK. THE REGION OF DURHAM ASSUMES NO RESPONSIBILITY FOR THE ACCURACY OF THE LOCATION OF EXISTING SERVICES AS INDICATED ON THIS DRAWING. DO NOT SCALE DRAWINGS.

1890 Fifth Concession Rd


NO.	DATE.	NAME	REVISIONS

PRIME CONSULTANT

AECOM

AECOM Canada Architects Ltd.
50 Sportsworld Crossing Road, Suite 290
Kitchener, Ontario, N2P 0A4
519 650 5313 tel 519 650 3424 fax
www.aecom.com


SUB CONSULTANT



ROY HOWARD TURNER
LICENCE
4845

DESIGN BY: JC / GG	SCALE: 1 : 125
DRAWN BY: TH / MR	DATE: 10/08/20
CHECKED BY: JC	CONSULTANT PROJECT NO. 60611569
APPROVED BY: RT	CLIENT FILE No.: 811/20

NO	DATE	NAME	REVISIONS
1	09/22/21	ISSUED FOR TENDER	

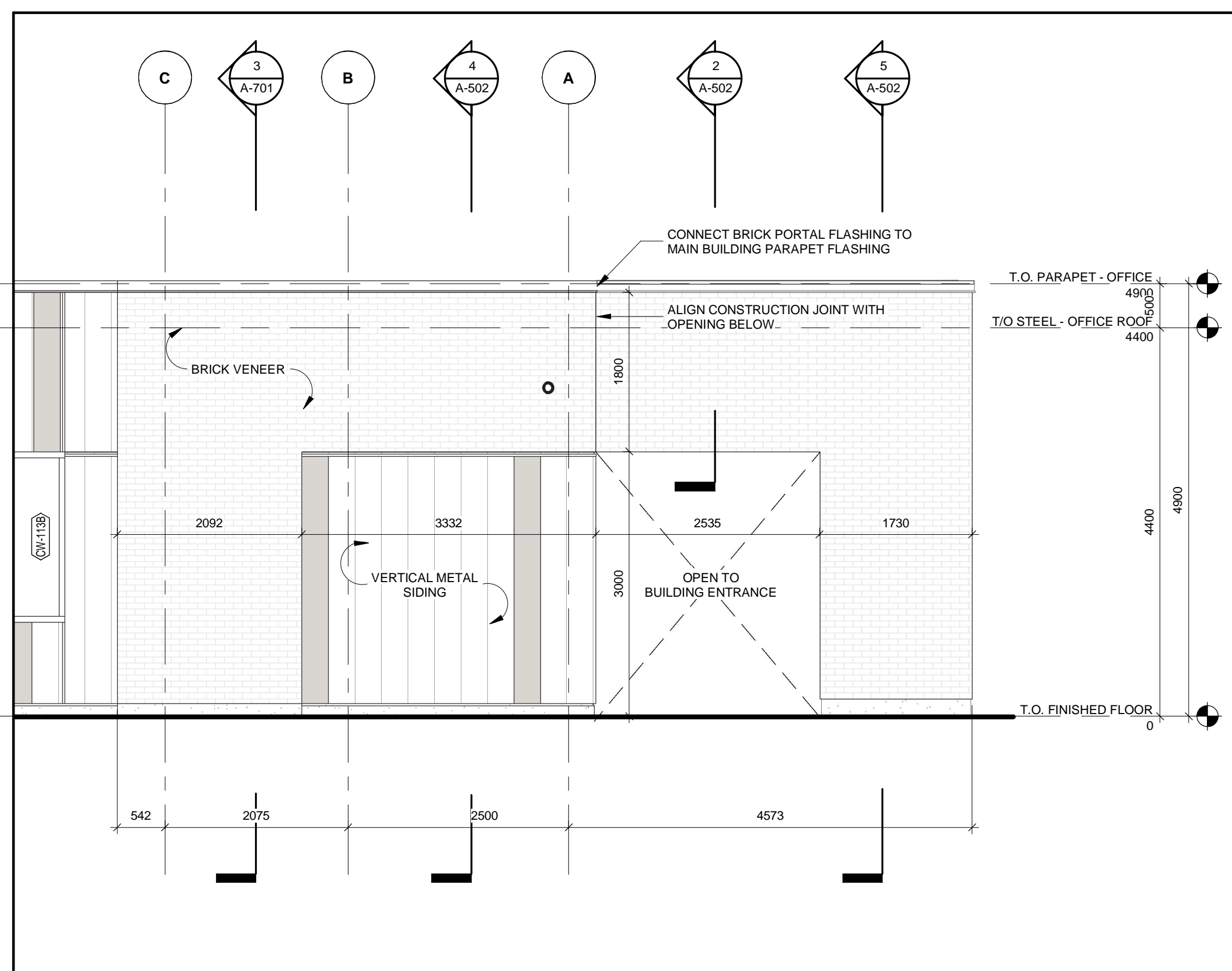
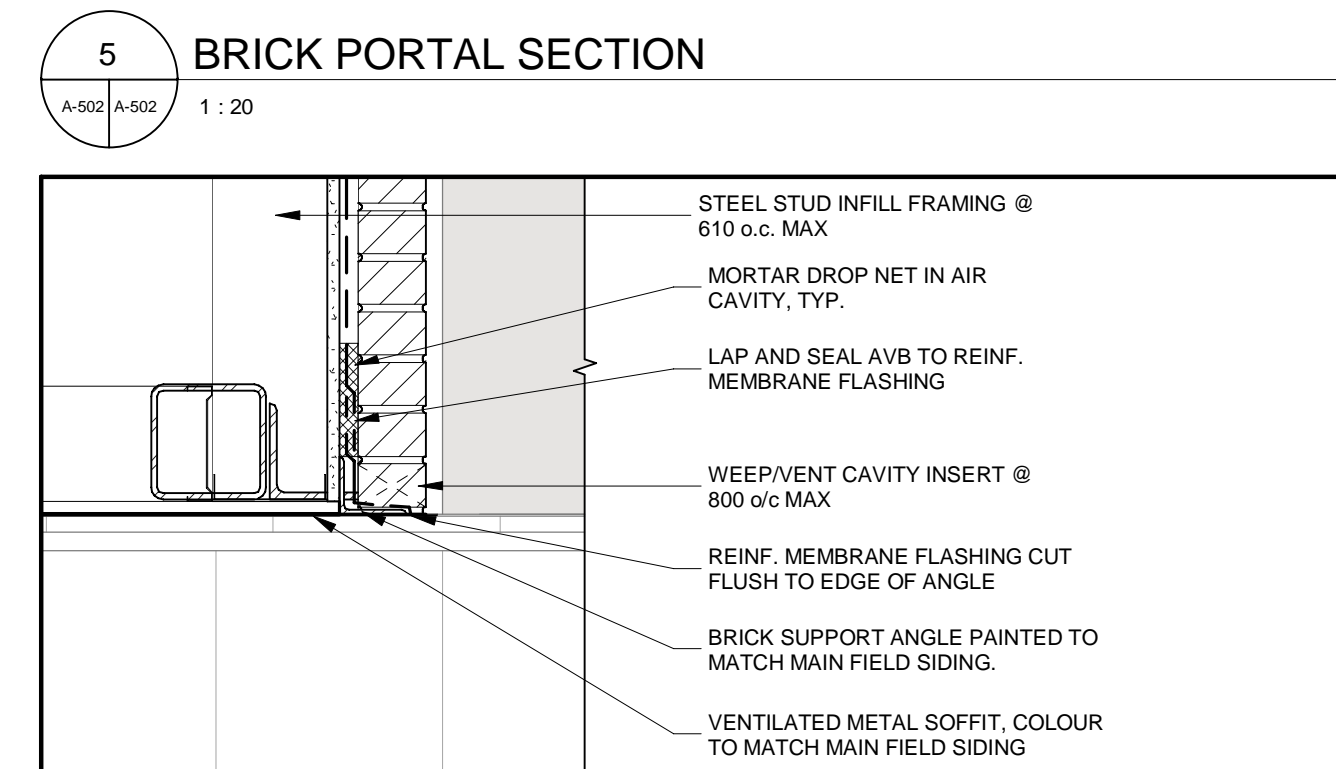
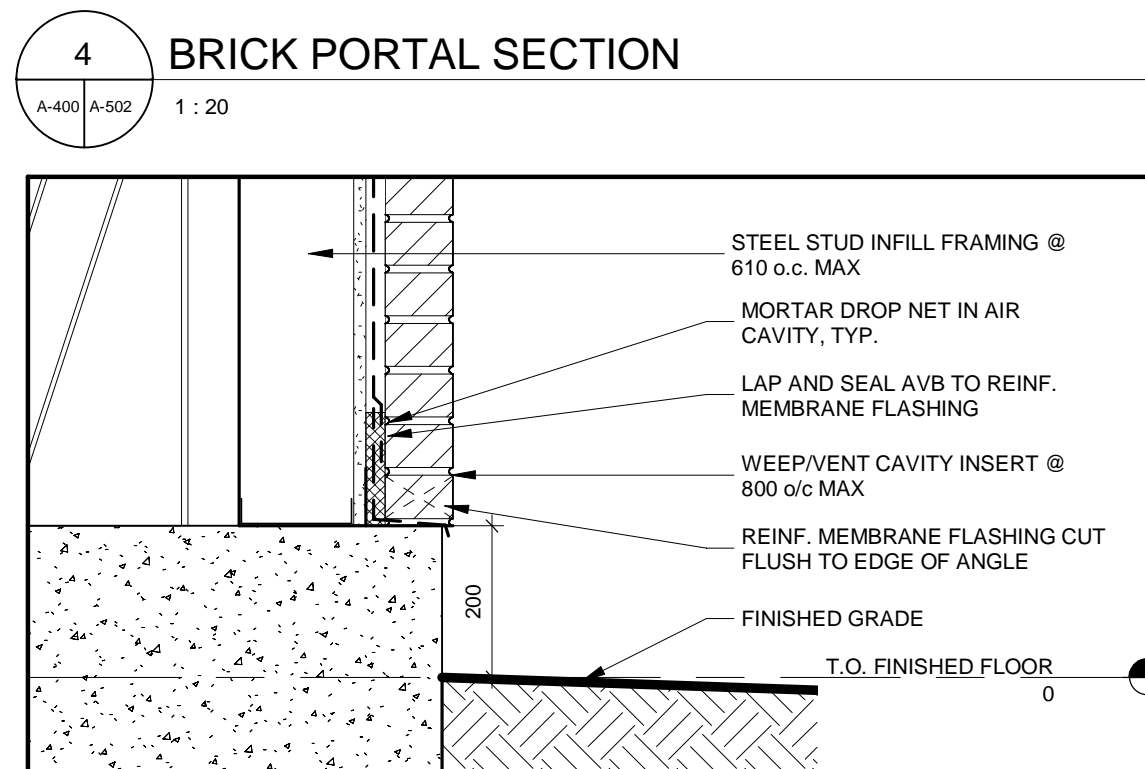
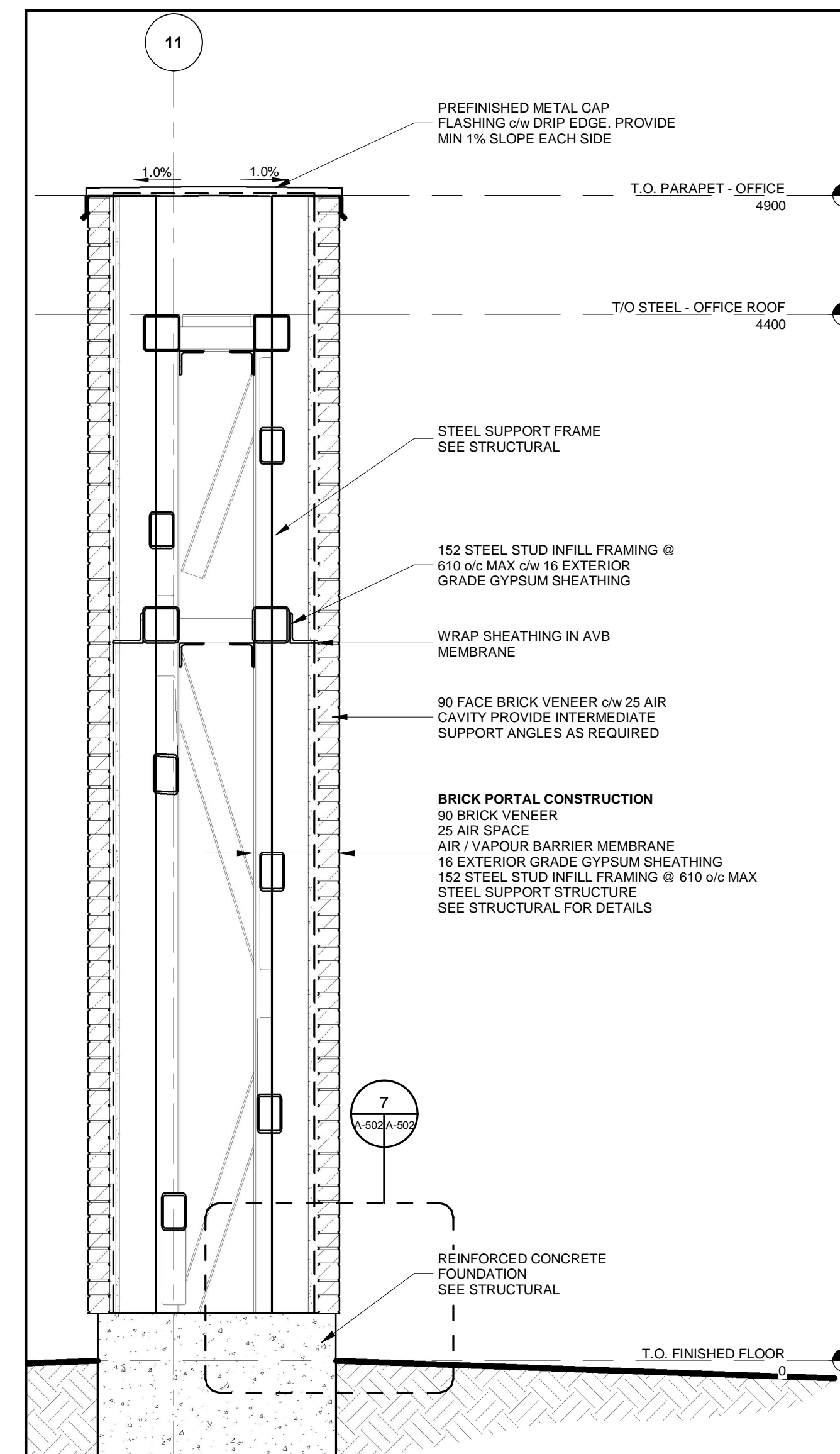
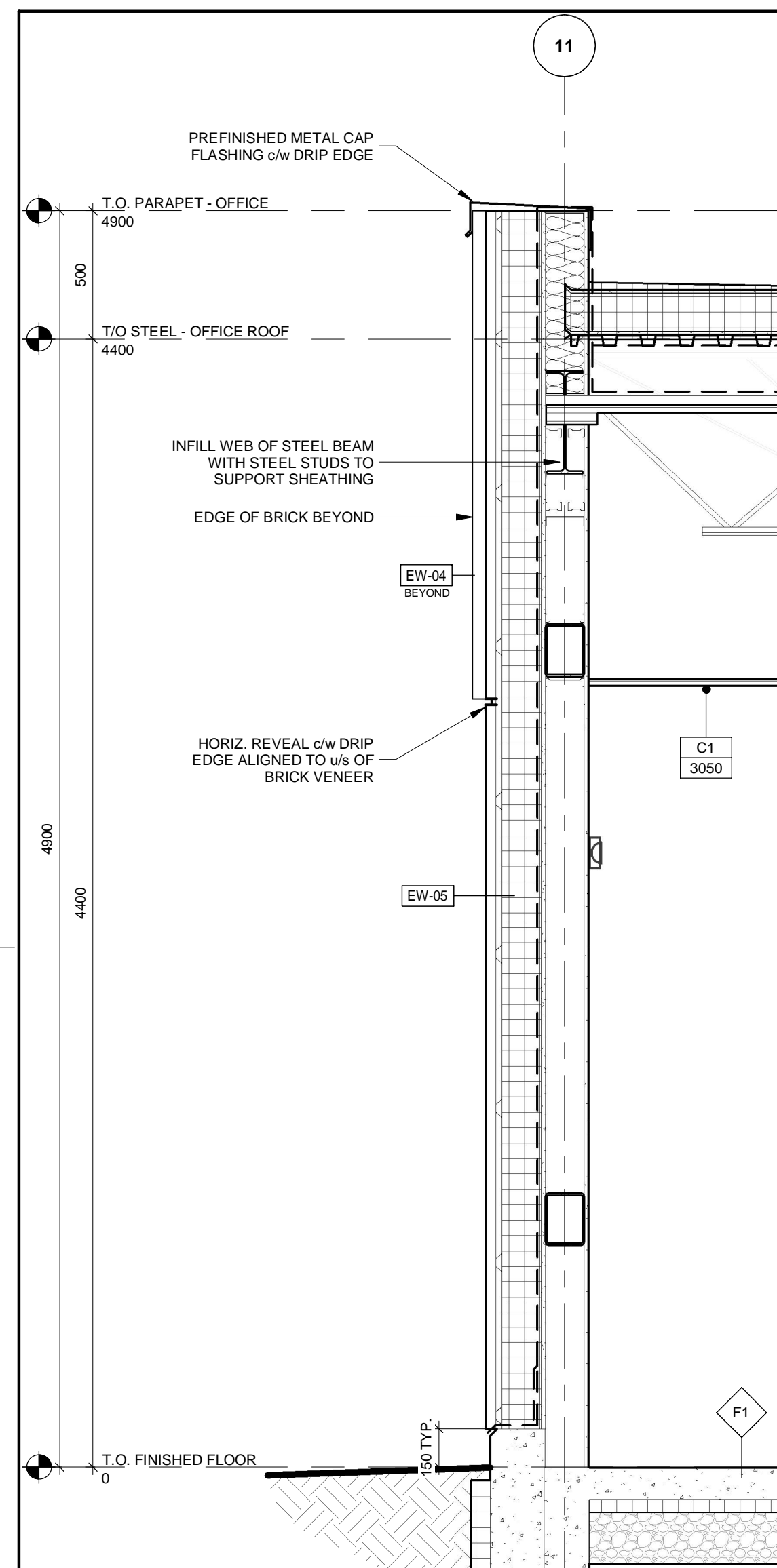
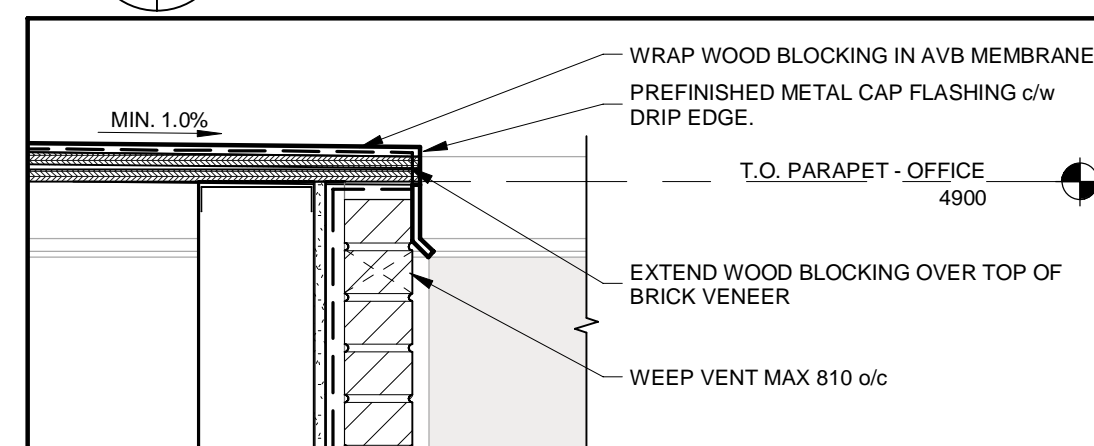
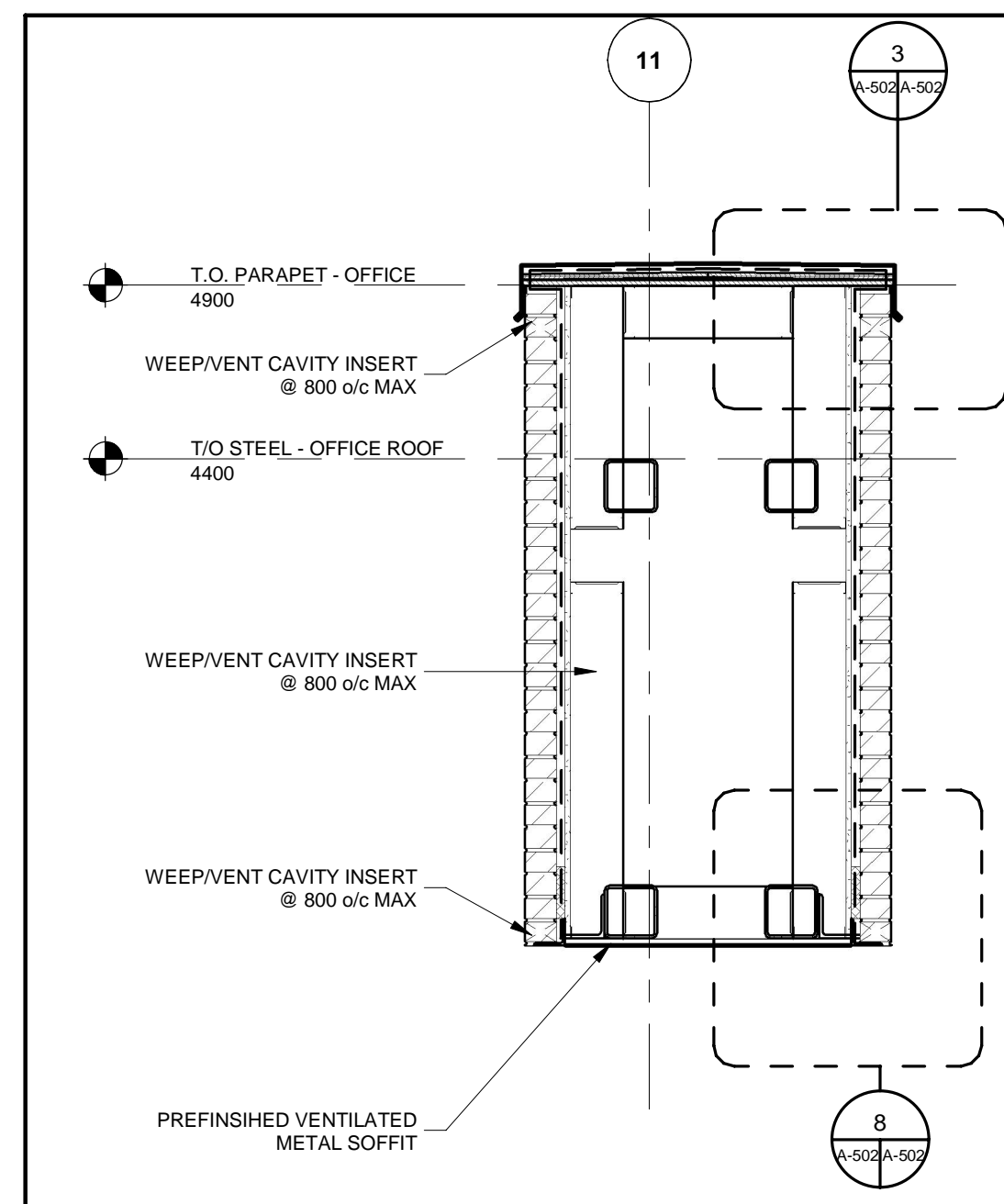
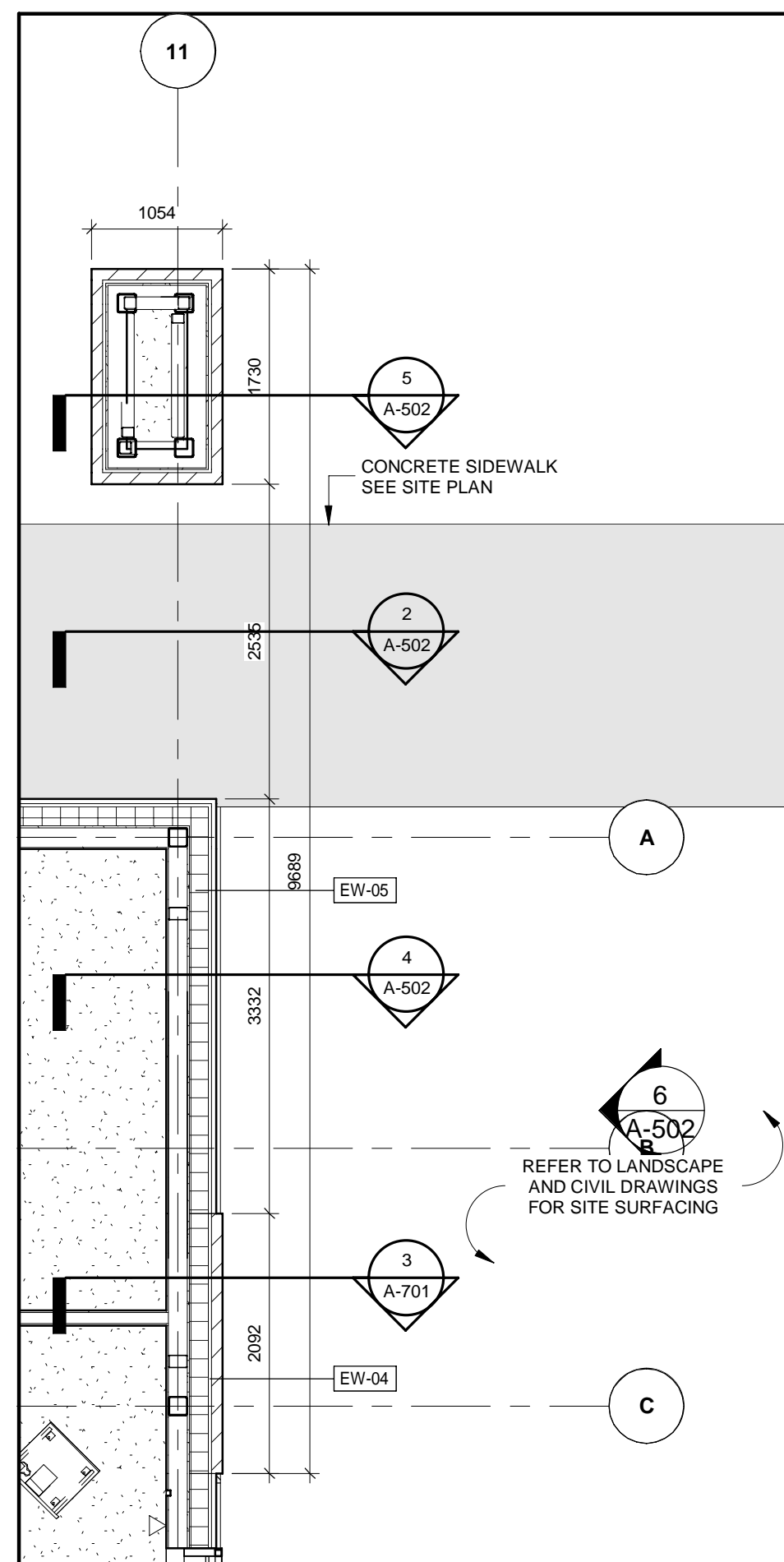


THE REGIONAL MUNICIPALITY OF DURHAM
WORKS DEPARTMENT
DESIGN, CONSTRUCTION & ASSET MANAGEMENT

NEW SEATON PARAMEDIC STATION
AND TRAINING FACILITY IN PICKERING
EXTERIOR ELEVATIONS - PHASE 1

PROPERTY NO.	FACILITIES CODE	FACILITIES PROJECT NO. P061- 18- 01
CONTRACT NO. T- 1160- 2021	DRAWING NO. A- 501	SHEET NO.

BIM 300/JP-AMER (CAN) 60611569-Station RDP5-A.rvt




ALL MEASUREMENTS ARE TO BE VERIFIED BY THE CONTRACTOR ON SITE AND ANY DISCREPANCIES ARE TO BE REPORTED BEFORE PROCEEDING WITH THE WORK. THE REGION OF DURHAM ASSUMES NO RESPONSIBILITY FOR THE ACCURACY OF THE LOCATION OF EXISTING SERVICES AS INDICATED ON THIS DRAWING. DO NOT SCALE DRAWINGS.

[illegible][illegible]**AECOM**

AECOM Canada Architects Ltd.
50 Sportsworld Crossing Road, Suite 290
Kitchener, Ontario, N2P 0A4
519 650 5313 tel 519 650 3424 fax
www.aecom.com

	SUB CONSULTANT
--	----------------



DESIGN BY: Designer	SCALE: As Indicated
DRAWN BY: Author	DATE: 05/28/21
CHECKED BY: Checker	CONSULTANT PROJECT NO. 60611569
APPROVED BY: Approver	CLIENT FILE No.: 811/20

CONTRACT REVISIONS				
	1	09/22/21	ISSUED FOR TENDER	
	NO	DATE	NAME	REVISIONS

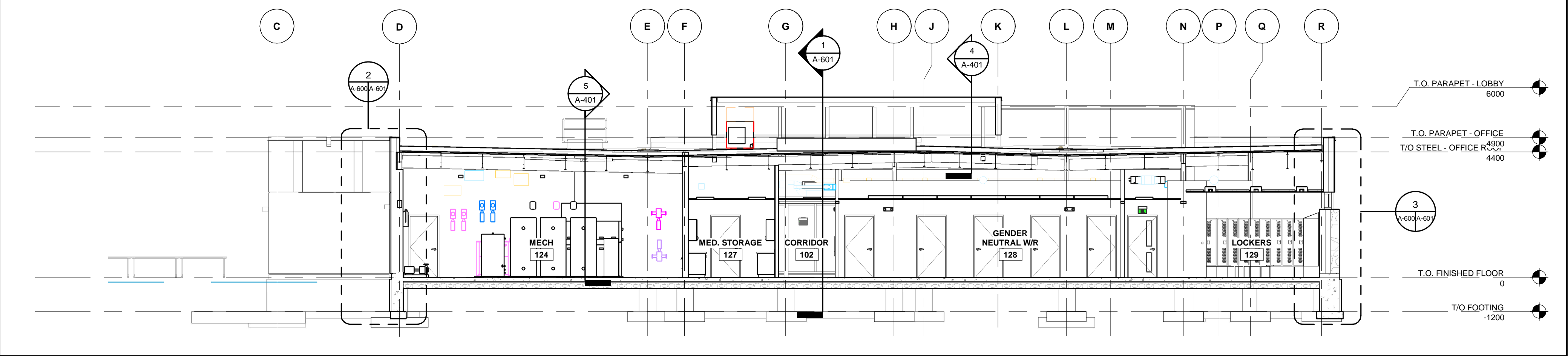


THE REGIONAL MUNICIPALITY
OF DURHAM

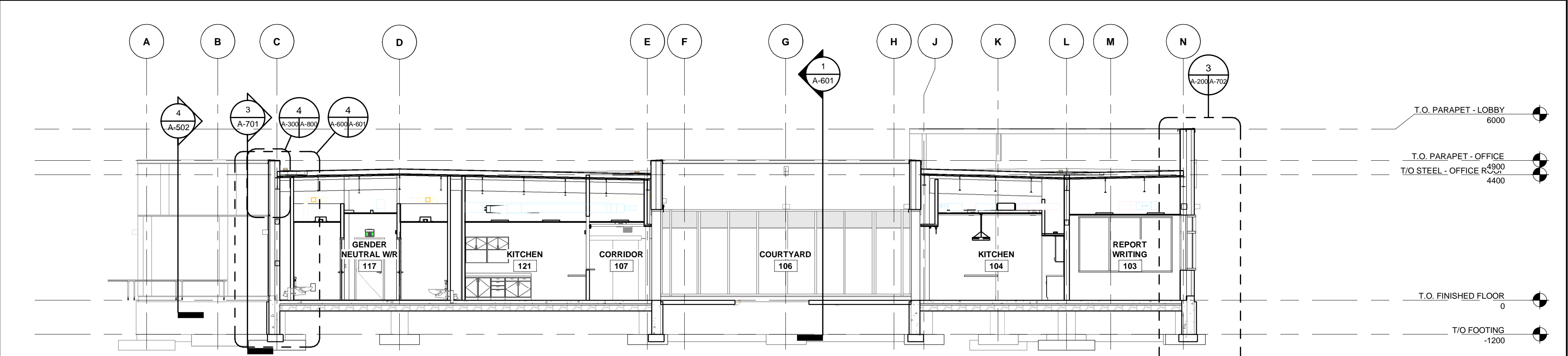
WORKS DEPARTMENT
DESIGN, CONSTRUCTION & ASSET MANAGEMENT

NEW SEATON PARAMEDIC STATION AND TRAINING FACILITY IN PICKERING BRICK PORTAL PLANS AND DETAILS

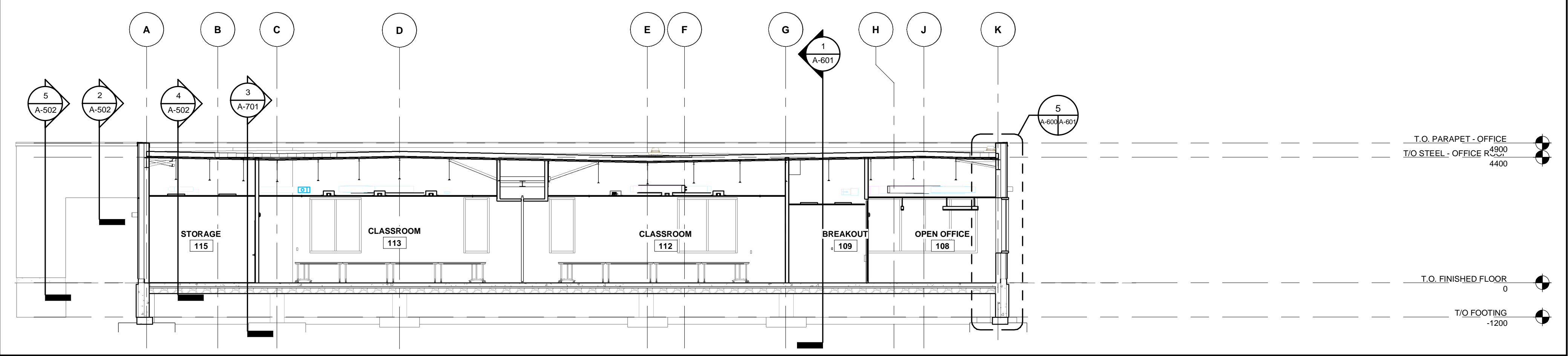
PROPERTY NO.	FACILITIES CODE	FACILITIES PROJECT NO. P061- 18- 01
CONTRACT NO. T- 1160- 2021	DRAWING NO. A- 502	SHEET NO.



1 BUILDING SECTION - 1
A-200 A-600 1 : 100



2 BUILDING SECTION - 2
A-200 A-600 1 : 100



3 BUILDING SECTION - 3
A-200 A-600 1 : 100

ALL MEASUREMENTS ARE TO BE VERIFIED BY THE CONTRACTOR ON SITE AND ANY DISCREPANCIES ARE TO BE REPORTED BEFORE PROCEEDING WITH THE WORK. THE REGION OF DURHAM ASSUMES NO RESPONSIBILITY FOR THE ACCURACY OF THE LOCATION OF EXISTING SERVICES AS INDICATED ON THIS DRAWING. DO NOT SCALE DRAWINGS.

1890 Fifth Concession Rd

CONSULTANT REVISIONS			
NO.	DATE	NAME	REVISIONS

PRIME CONSULTANT

AECOM Canada Architects Ltd.
50 Sportsworld Crossing Road, Suite 290
Kitchener, Ontario, N2P 0A4
519 650 5313 tel 519 650 3424 fax
www.aecom.com

ONTARIO ASSOCIATION
OF
ARCHITECTS
BOY HOWARD TURNER
LICENCE
4845

SUB CONSULTANT

DESIGN BY: Designer	SCALE: 1 : 100
DRAWN BY: Author	DATE: 11/16/20
CHECKED BY: Checker	CONSULTANT PROJECT NO. 60611569
APPROVED BY: Approver	CLIENT FILE No.: 811/20

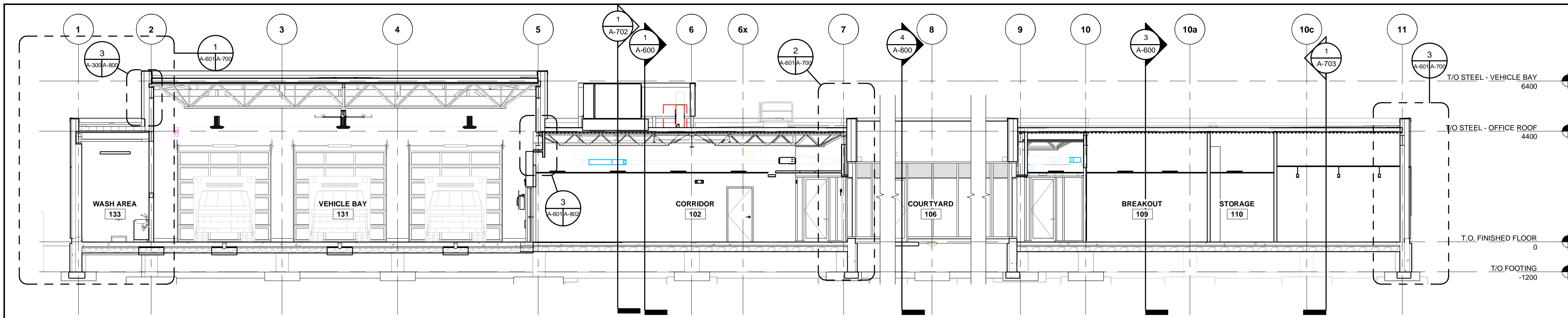
CONTRACT REVISIONS			
1	09/22/21	ISSUED FOR TENDER	
NO	DATE	NAME	REVISIONS

**THE REGIONAL MUNICIPALITY
OF DURHAM**
WORKS DEPARTMENT
DESIGN, CONSTRUCTION & ASSET MANAGEMENT

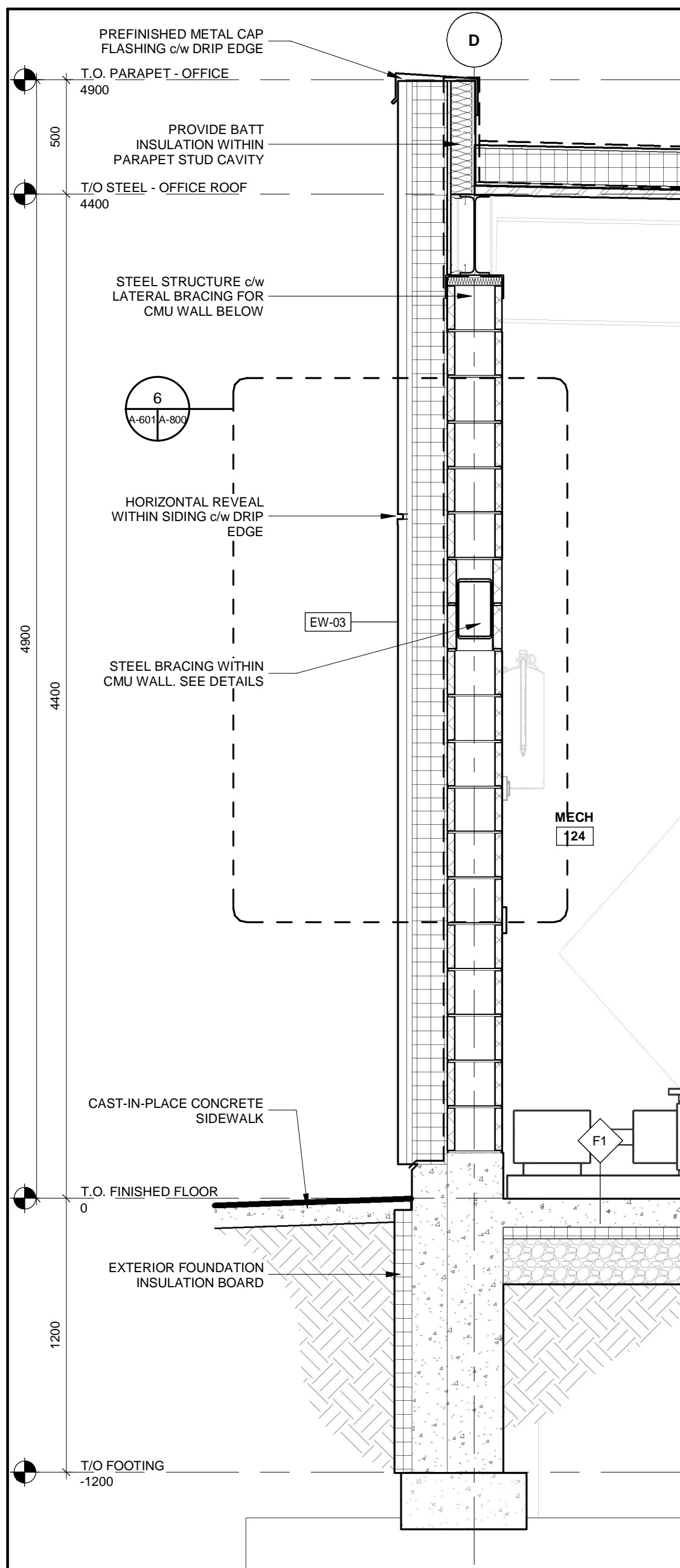
NEW SEATON PARAMEDIC STATION
AND TRAINING FACILITY IN PICKERING
BUILDING SECTIONS

PROPERTY NO.	FACILITIES CODE	FACILITIES PROJECT NO. PO61- 18- 01
CONTRACT NO. T- 1160- 2021	DRAWING NO. A- 600	SHEET NO.

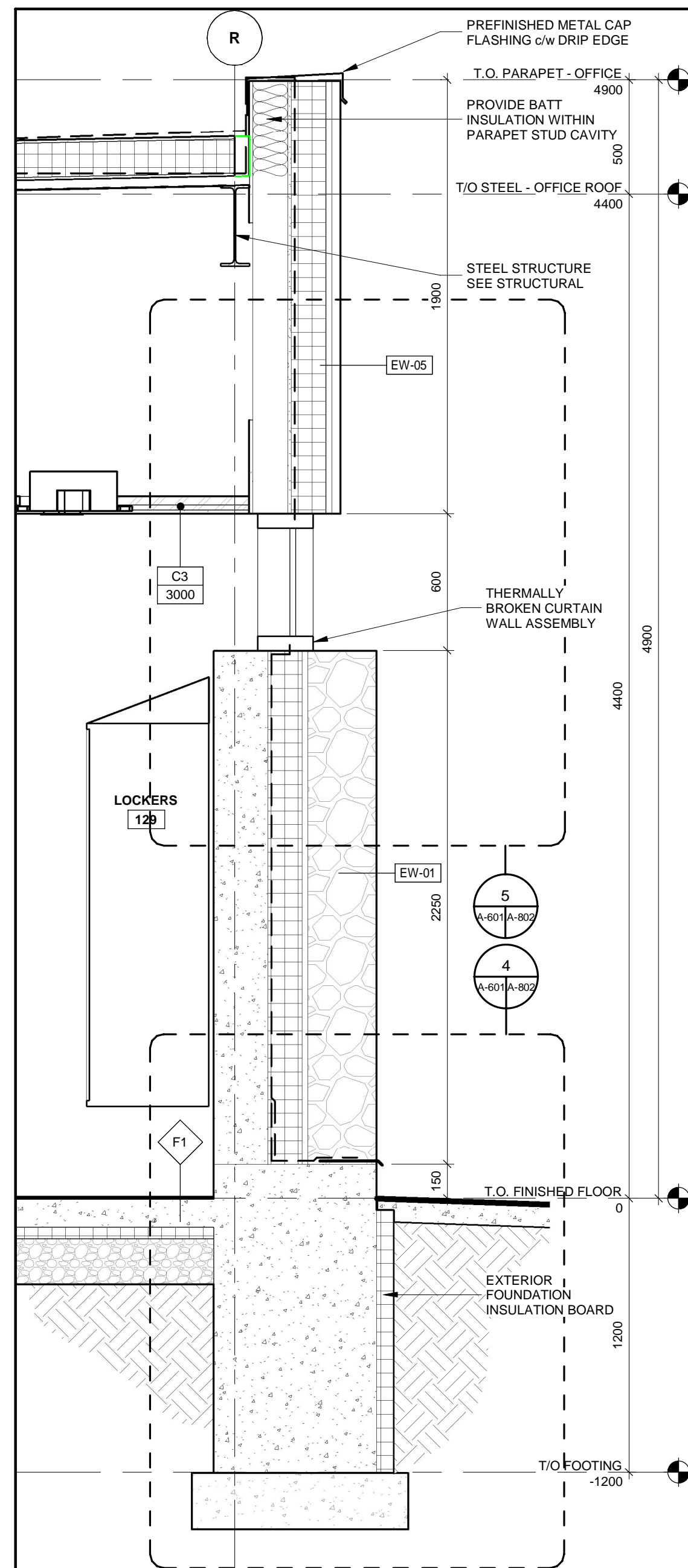
BIM 300/JP-AMER (CAN) 60611569-Station RDFS-A.rvt



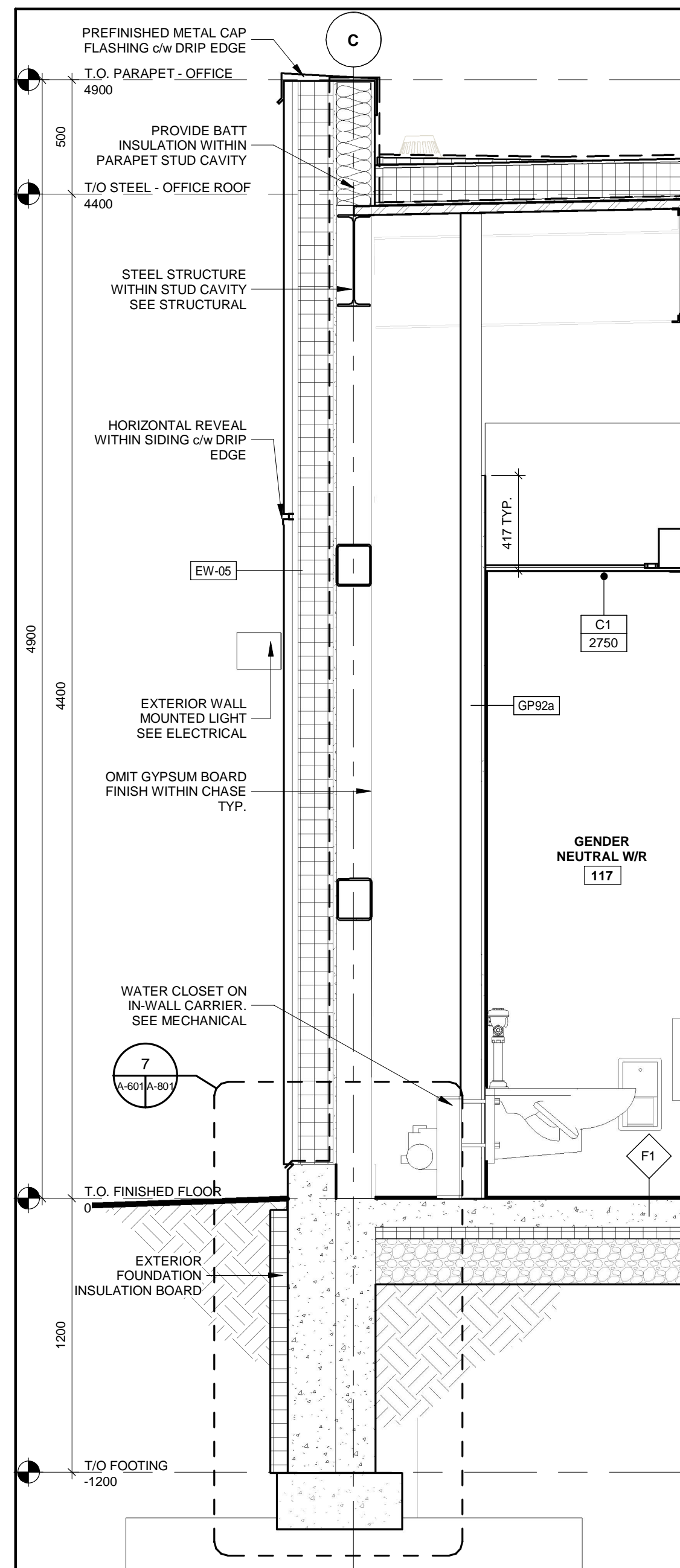
1 BUILDING SECTION - 4
A-600 A-601 1 : 100



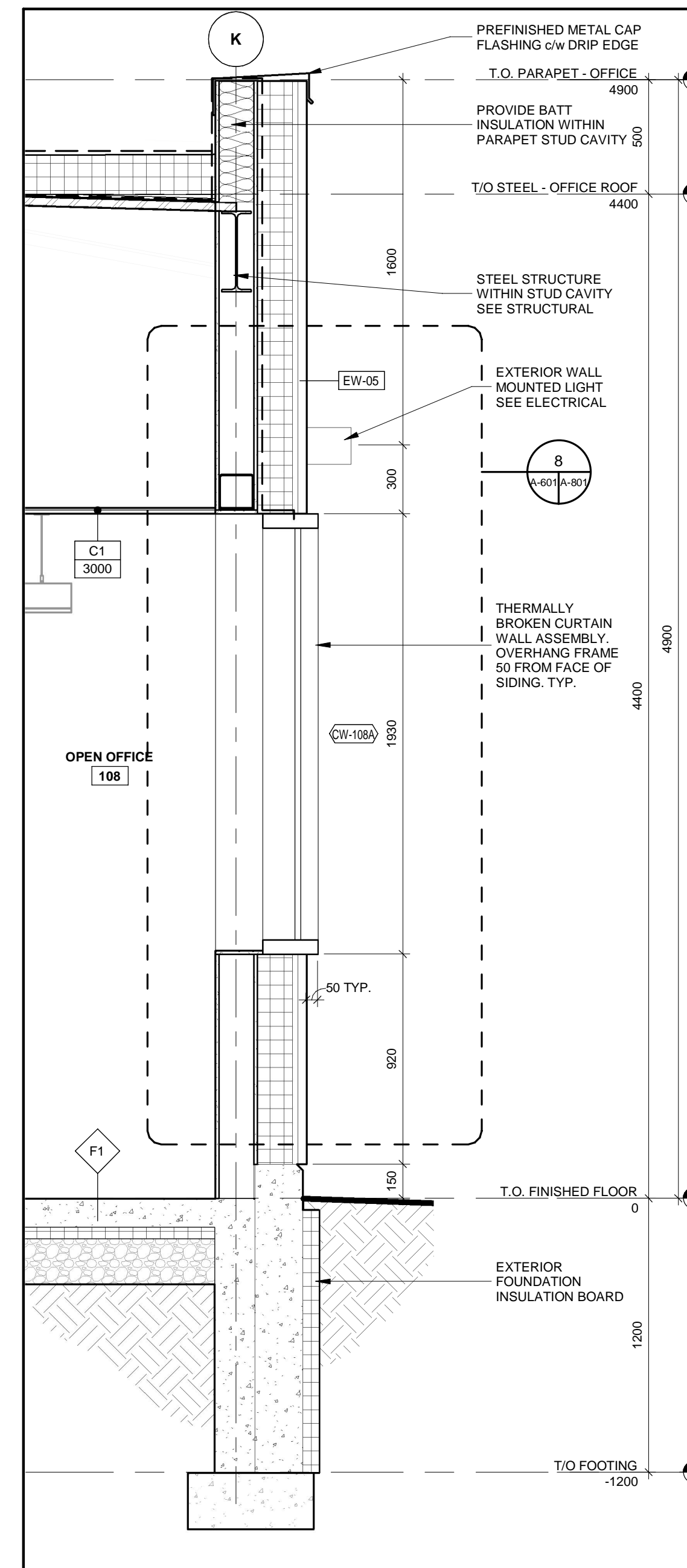
2 WALL SECTION 1
A-600 A-601 1 : 20



3 WALL SECTION 2
A-600 A-601 1 : 20



4 WALL SECTION 3
A-600 A-601 1 : 20



5 WALL SECTION 4
A-600 A-601 1 : 20

ALL MEASUREMENTS ARE TO BE VERIFIED BY THE CONTRACTOR ON SITE AND ANY DISCREPANCIES ARE TO BE REPORTED BEFORE PROCEEDING WITH THE WORK. THE REGION OF DURHAM ASSUMES NO RESPONSIBILITY FOR THE ACCURACY OF THE LOCATION OF EXISTING SERVICES AS INDICATED ON THIS DRAWING. DO NOT SCALE DRAWINGS.

1890 Fifth Concession Rd

CONSULTANT REVISIONS			
NO.	DATE	NAME	REVISIONS

PRIME CONSULTANT

AECOM

AECOM Canada Architects Ltd.
50 Sportsworld Crossing Road, Suite 290
Kitchener, Ontario, N2P 0A4
519 650 5313 tel 519 650 3424 fax
www.aecom.com

SUB CONSULTANT

ONTARIO ASSOCIATION OF ARCHITECTS
BOY HOWARD TURNER
LICENCE 4845

DESIGN BY: Designer	SCALE: As Indicated
DRAWN BY: Author	DATE: 11/16/20
CHECKED BY: Checker	CONSULTANT PROJECT NO. 60611569
APPROVED BY: Approver	CLIENT FILE No.: 811/20

CONTRACT REVISIONS			
1	09/22/21	ISSUED FOR TENDER	
NO	DATE	NAME	REVISIONS

DURHAM REGION

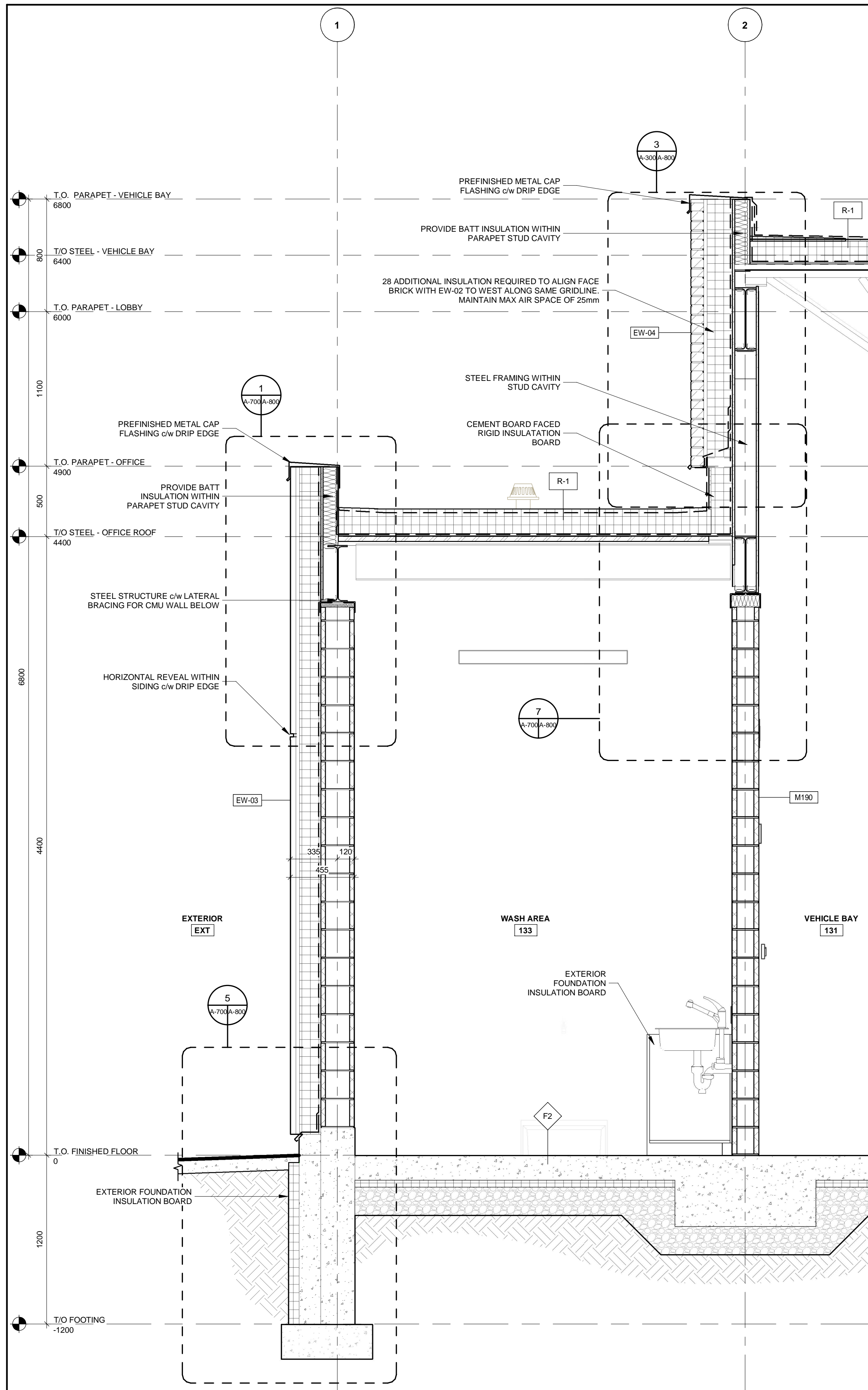
THE REGIONAL MUNICIPALITY OF DURHAM

WORKS DEPARTMENT

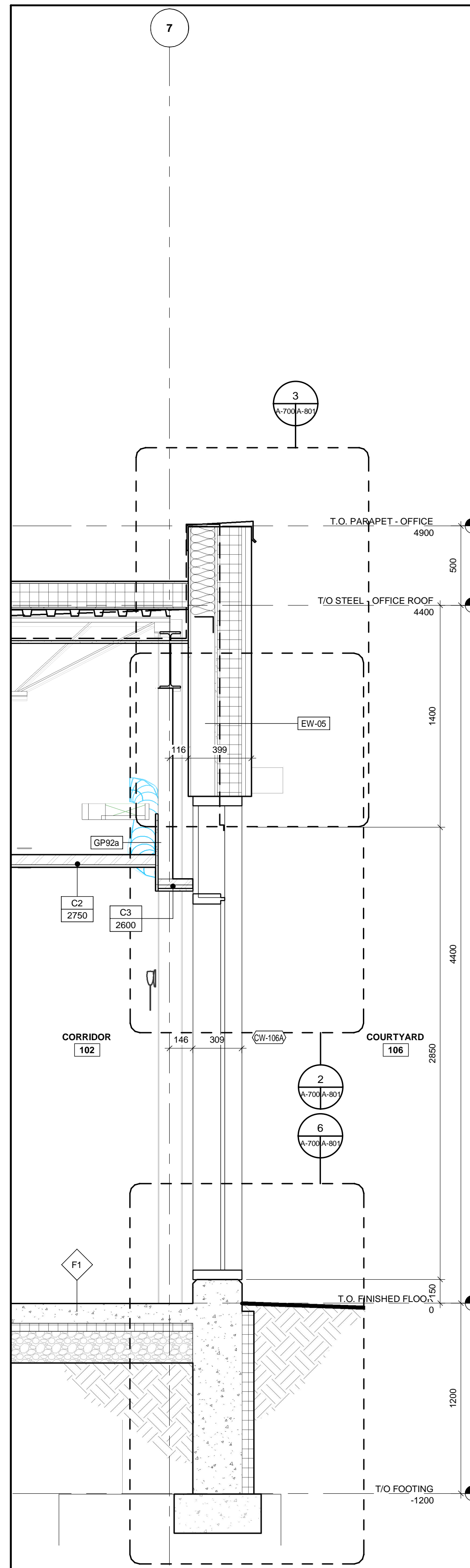
DESIGN, CONSTRUCTION & ASSET MANAGEMENT

NEW SEATON PARAMEDIC STATION AND TRAINING FACILITY IN PICKERING BUILDING SECTIONS

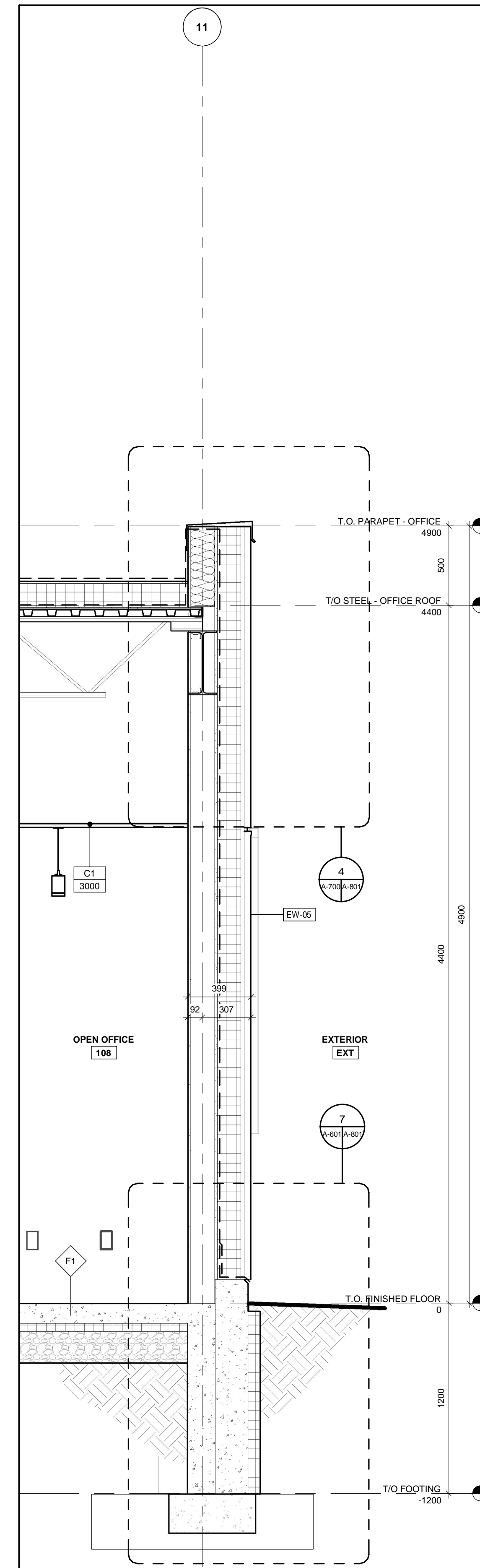
PROPERTY NO.	FACILITIES CODE	FACILITIES PROJECT NO. PO61- 18- 01
CONTRACT NO. T- 1160- 2021	DRAWING NO. A- 601	SHEET NO.



1 WALL SECTION 5
A-601 A-700 1 : 20



2 WALL SECTION 6
A-601 A-700 1 : 20



3 WALL SECTION 7
A-601 A-700 1 : 20

ALL MEASUREMENTS ARE TO BE VERIFIED BY THE CONTRACTOR ON SITE AND ANY DISCREPANCIES ARE TO BE REPORTED BEFORE PROCEEDING WITH THE WORK. THE REGION OF DURHAM ASSUMES NO RESPONSIBILITY FOR THE ACCURACY OF THE LOCATION OF EXISTING SERVICES AS INDICATED ON THIS DRAWING. DO NOT SCALE DRAWINGS.

1890 Fifth Concession Rd

NO.	DATE.	NAME	REVISIONS

PRIME CONSULTANT

AECOM

AECOM Canada Architects Ltd.
50 Sportsworld Crossing Road, Suite 290
Kitchener, Ontario, N2P 0A4
519 650 5313 tel 519 650 3424 fax
www.aecom.com

SUB CONSULTANT

ONTARIO ASSOCIATION OF ARCHITECTS
ROY HOWARD TURNER
LICENCE 4845

DESIGN BY: JC / GG	SCALE: 1 : 20
DRAWN BY: TH / MR	DATE: 10/08/20
CHECKED BY: JC	CONSULTANT PROJECT NO. 60611569
APPROVED BY: RT	CLIENT FILE No.: 811/20

CONTRACT REVISIONS				
1	09/22/21	ISSUED FOR TENDER		
NO	DATE	NAME	REVISIONS	

DURHAM REGION

THE REGIONAL MUNICIPALITY OF DURHAM

WORKS DEPARTMENT



DESIGN, CONSTRUCTION & ASSET MANAGEMENT

NEW SEATON PARAMEDIC STATION AND TRAINING FACILITY IN PICKERING WALL SECTIONS


PROPERTY NO.	FACILITIES CODE	FACILITIES PROJECT NO. PO61- 18- 01
CONTRACT NO. T- 1160- 2021	DRAWING NO. A- 700	SHEET NO.

1890 Fifth Concession Rd



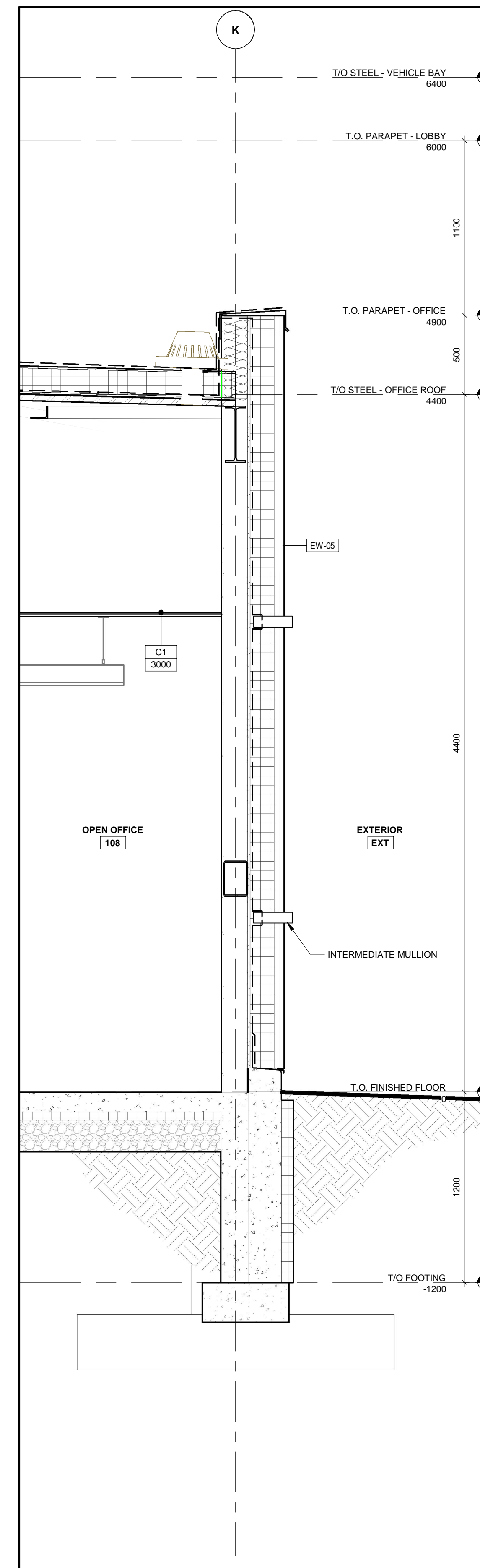
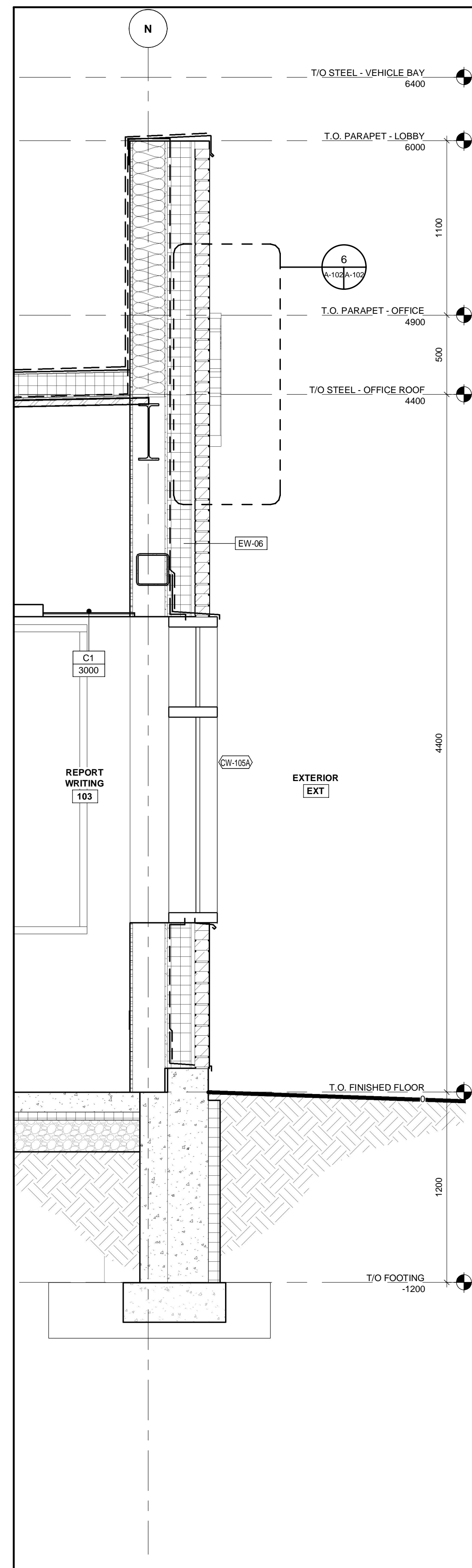
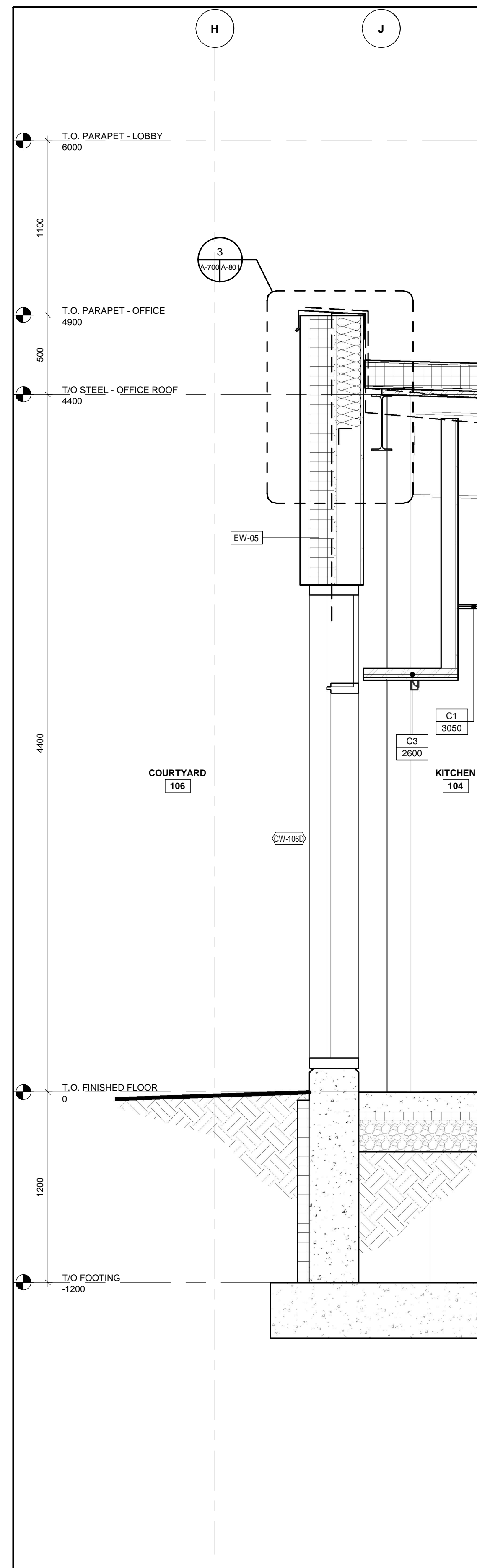
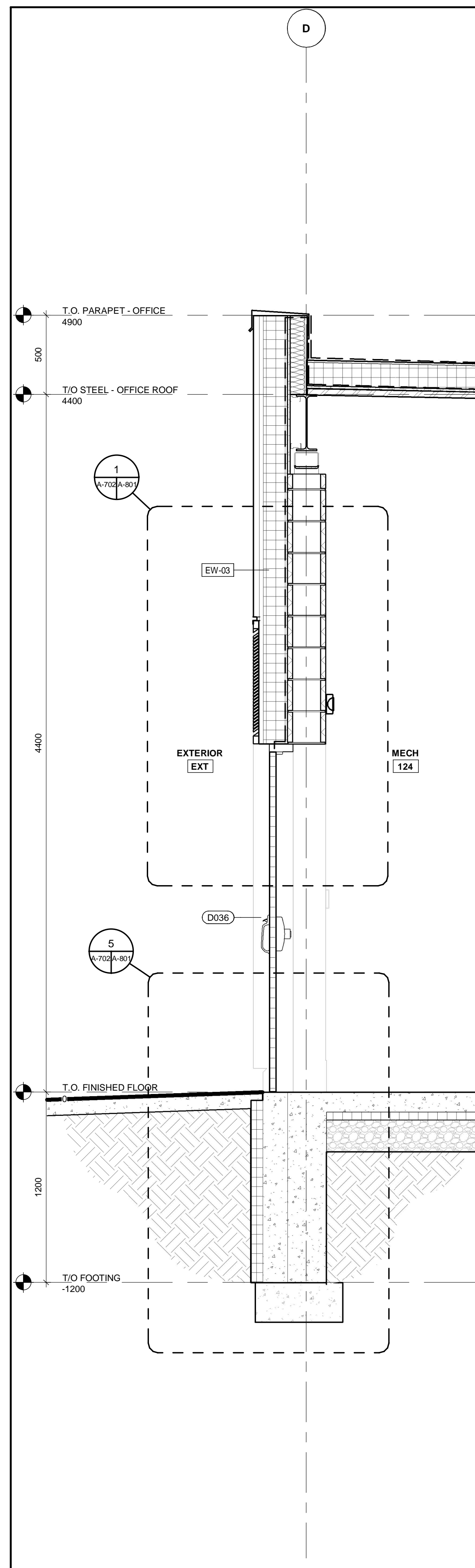
<p>PRIME CONSULTANT</p> 	
<p>AECOM Canada Architects Ltd. 50 Sportsworld Crossing Road, Suite 290 Kitchener, Ontario, N2P 0A4 519 650 5313 tel 519 650 3424 fax www.aecom.com</p>	
<p>SUB CONSULTANT</p>	

CONTRACT REVISIONS				
	1	09/22/21		ISSUED FOR TENDER
	NO	DATE	NAME	REVISIONS



NEW SEATON PARAMEDIC STATION AND TRAINING FACILITY IN PICKERING WALL SECTIONS

PROPERTY NO.	FACILITIES CODE	FACILITIES PROJECT NO. P061- 18- 01
CONTRACT NO. T- 1160- 2021	DRAWING NO. A- 701	SHEET NO.




ALL MEASUREMENTS ARE TO BE VERIFIED BY THE CONTRACTOR ON SITE AND ANY DISCREPANCIES ARE TO BE REPORTED BEFORE PROCEEDING WITH THE WORK. THE REGION OF DURHAM ASSUMES NO RESPONSIBILITY FOR THE ACCURACY OF THE LOCATION OF EXISTING SERVICES AS INDICATED ON THIS DRAWING. DO NOT SCALE DRAWINGS.

1890 Fifth Concession Rd

CONSULTANT REVISIONS				
NO.	DATE.	NAME	REVISIONS	

[illegible]**AECOM**

AECOM Canada Architects Ltd.
50 Sportsworld Crossing Road, Suite 290
Kitchener, Ontario, N2P 0A4
519 650 5313 tel 519 650 3424 fax
www.aecom.com



SUB CONSULTANT

DESIGN BY: Designer	SCALE: 1 : 20
DRAWN BY: Author	DATE: 03/01/21
CHECKED BY: Checker	CONSULTANT PROJECT NO. 60611569
APPROVED BY: Approver	CLIENT FILE No.: 811/20

CONTRACT REVISIONS				
	1	09/22/21		ISSUED FOR TENDER
	NO	DATE	NAME	REVISIONS

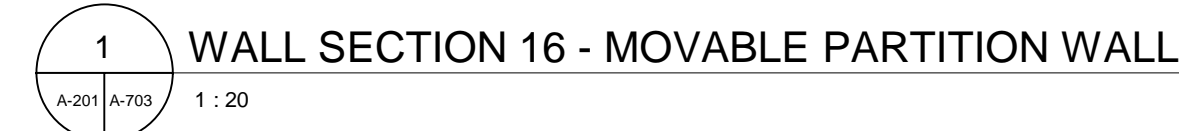
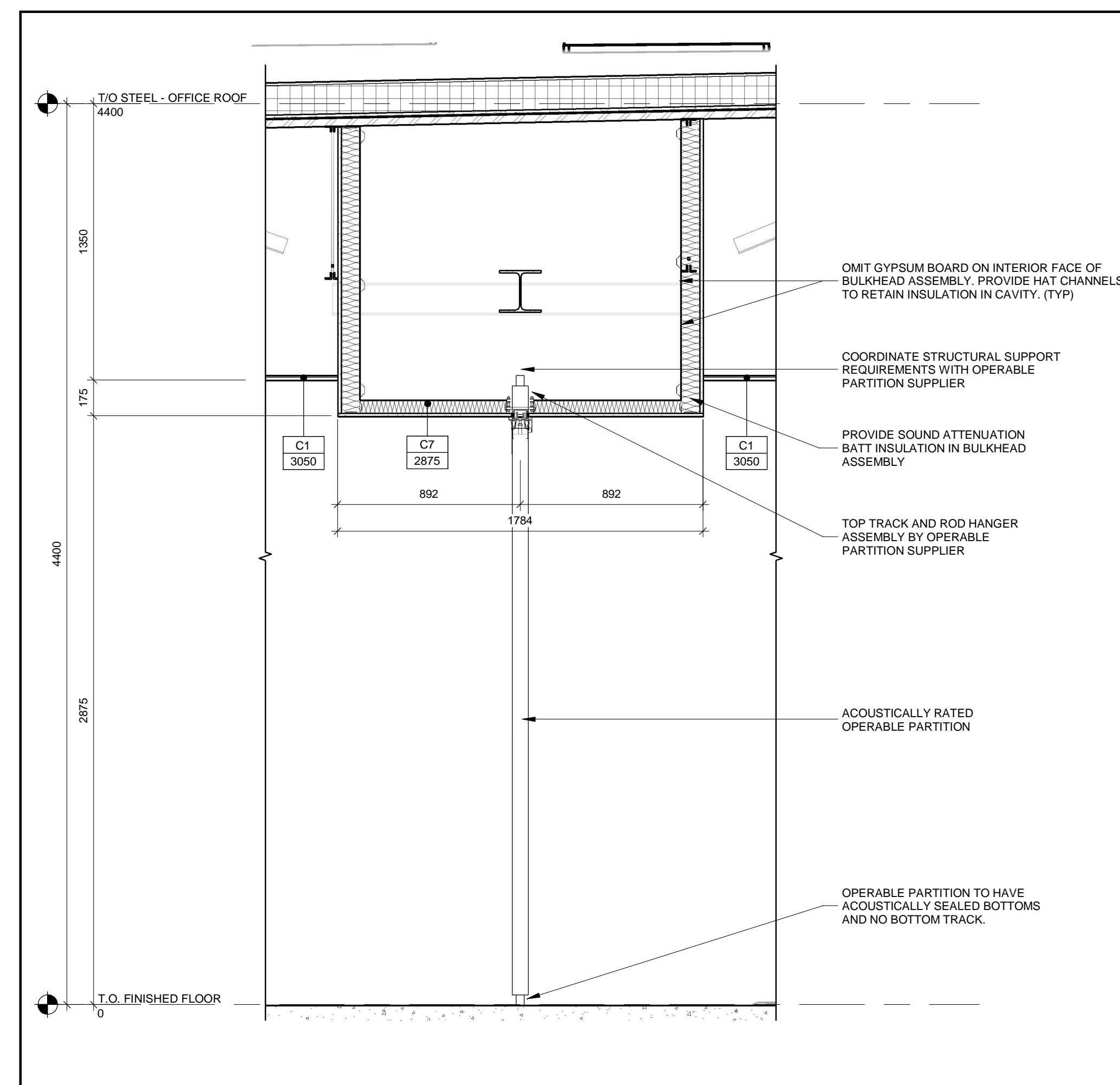
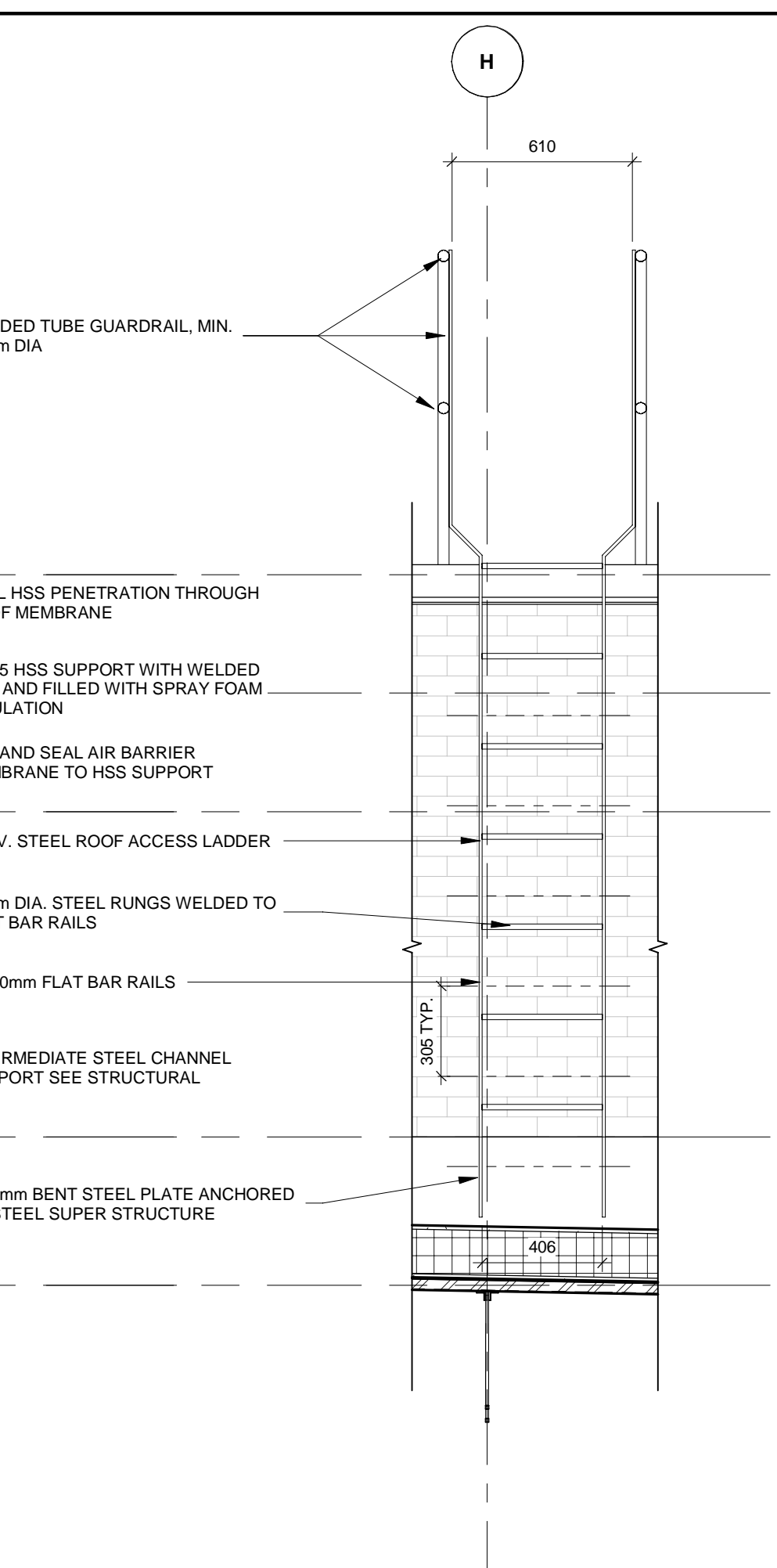
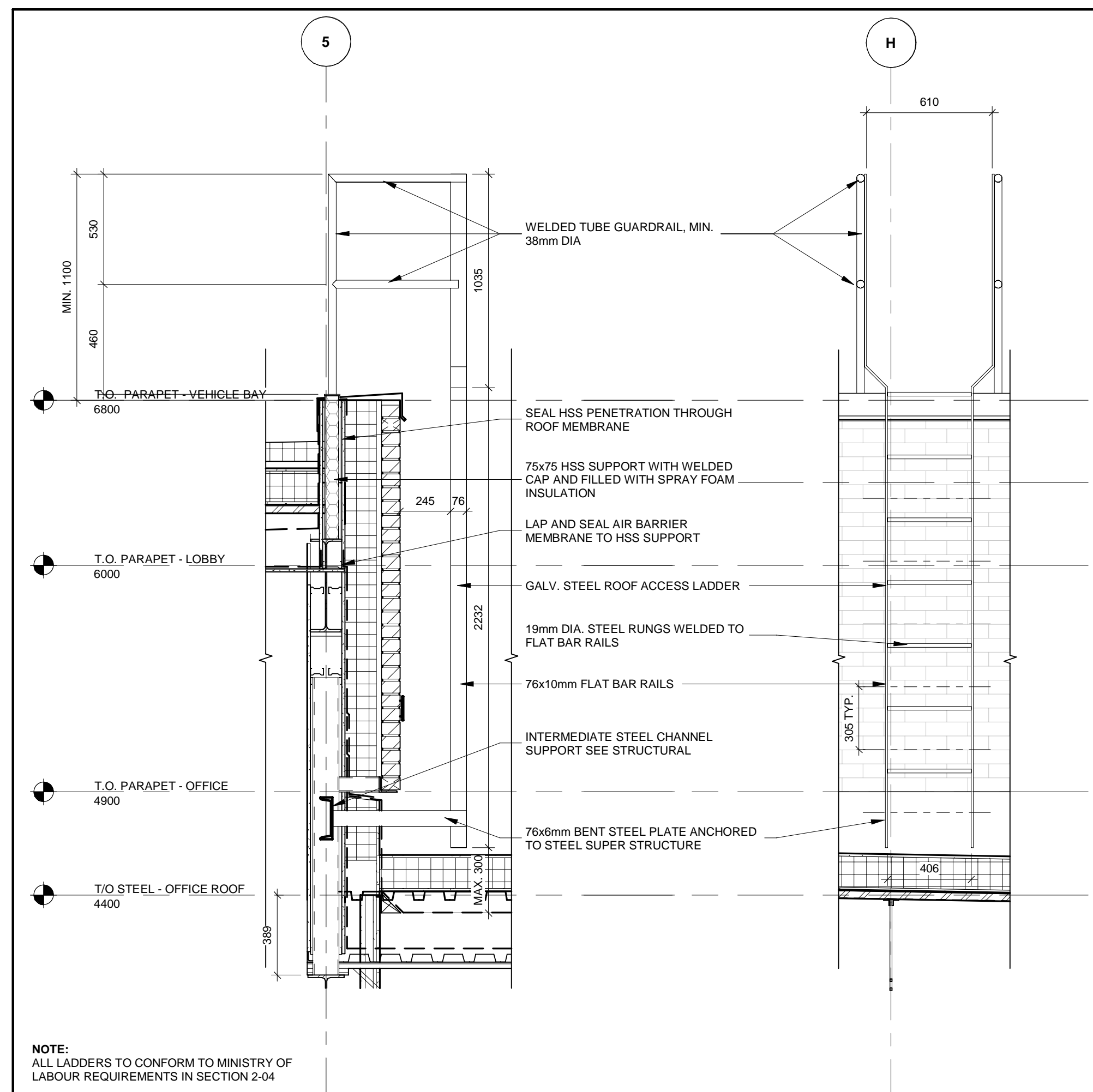


THE REGIONAL MUNICIPALITY
OF DURHAM

WORKS DEPARTMENT
DESIGN, CONSTRUCTION & ASSET MANAGEMENT

NEW SEATON PARAMEDIC STATION
AND TRAINING FACILITY IN PICKERING
WALL SECTIONS

PROPERTY NO.	FACILITIES CODE	FACILITIES PROJECT NO. P061- 18- 01
CONTRACT NO. T- 1160- 2021	DRAWING NO. A- 702	SHEET NO.



ALL MEASUREMENTS ARE TO BE VERIFIED BY THE CONTRACTOR ON SITE AND ANY DISCREPANCIES ARE TO BE REPORTED BEFORE PROCEEDING WITH THE WORK. THE REGION OF DURHAM ASSUMES NO RESPONSIBILITY FOR THE ACCURACY OF THE LOCATION OF EXISTING SERVICES AS INDICATED ON THIS DRAWING. DO NOT SCALE DRAWINGS.


1890 Fifth Concession Rd

CONSULTANT REVISIONS				
NO.	DATE.	NAME	REVISIONS	

[illegible]

AECOM

AECOM Canada Architects Ltd.
50 Sportsworld Crossing Road, Suite 290
Kitchener, Ontario, N2P 0A4
519 650 5313 tel 519 650 3424 fax
www.aecom.com



	SUB CONSULTANT
--	----------------

DESIGN BY: Designer	SCALE: 1 : 20
DRAWN BY: Author	DATE: 03/03/21
CHECKED BY: Checker	CONSULTANT PROJECT NO. 60611569
APPROVED BY: Approver	CLIENT FILE No.: 811/20

CONTRACT REVISIONS				
	1	09/22/21		ISSUED FOR TENDER
	NO	DATE	NAME	REVISIONS

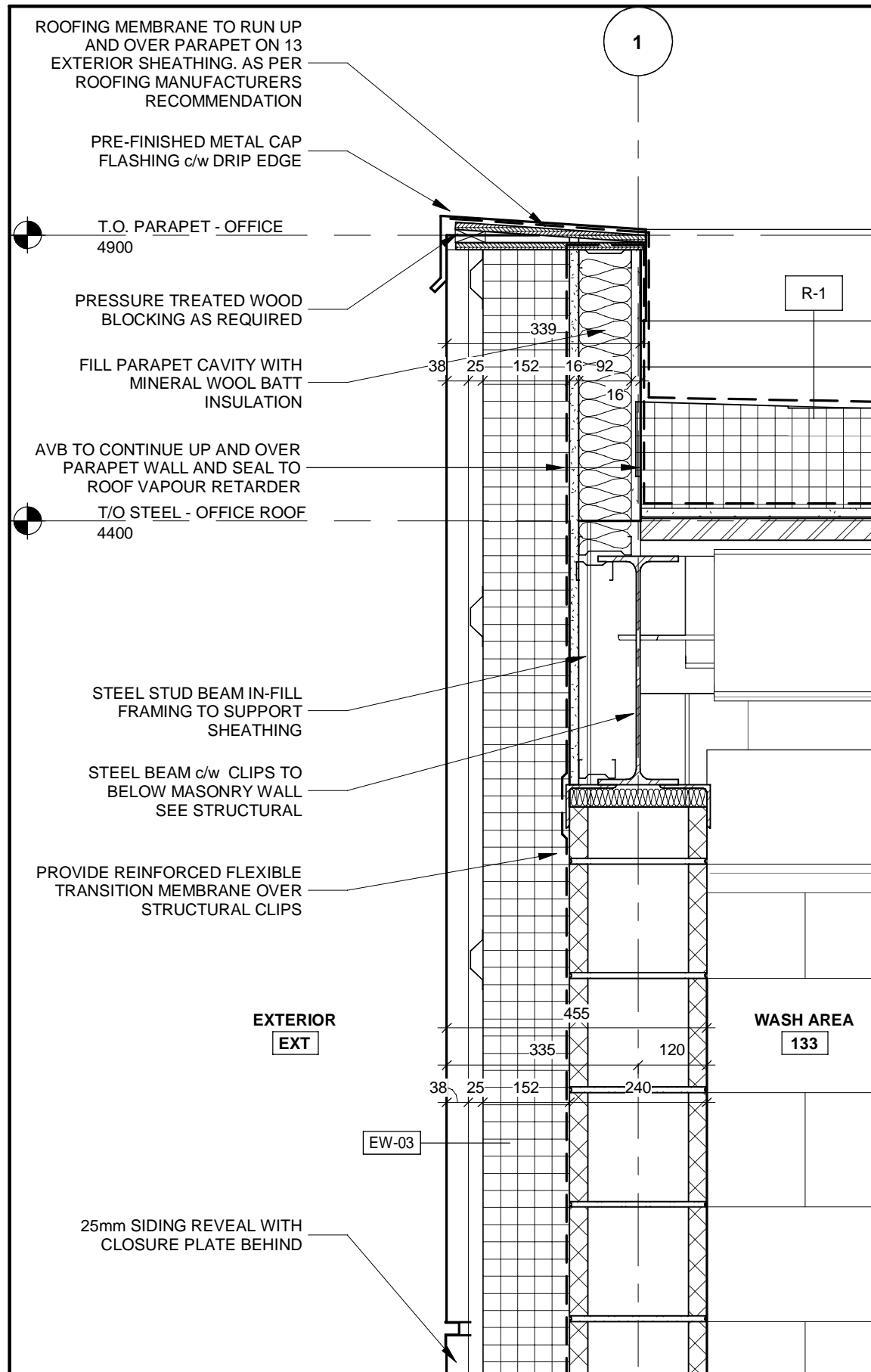


THE REGIONAL MUNICIPALITY
OF DURHAM

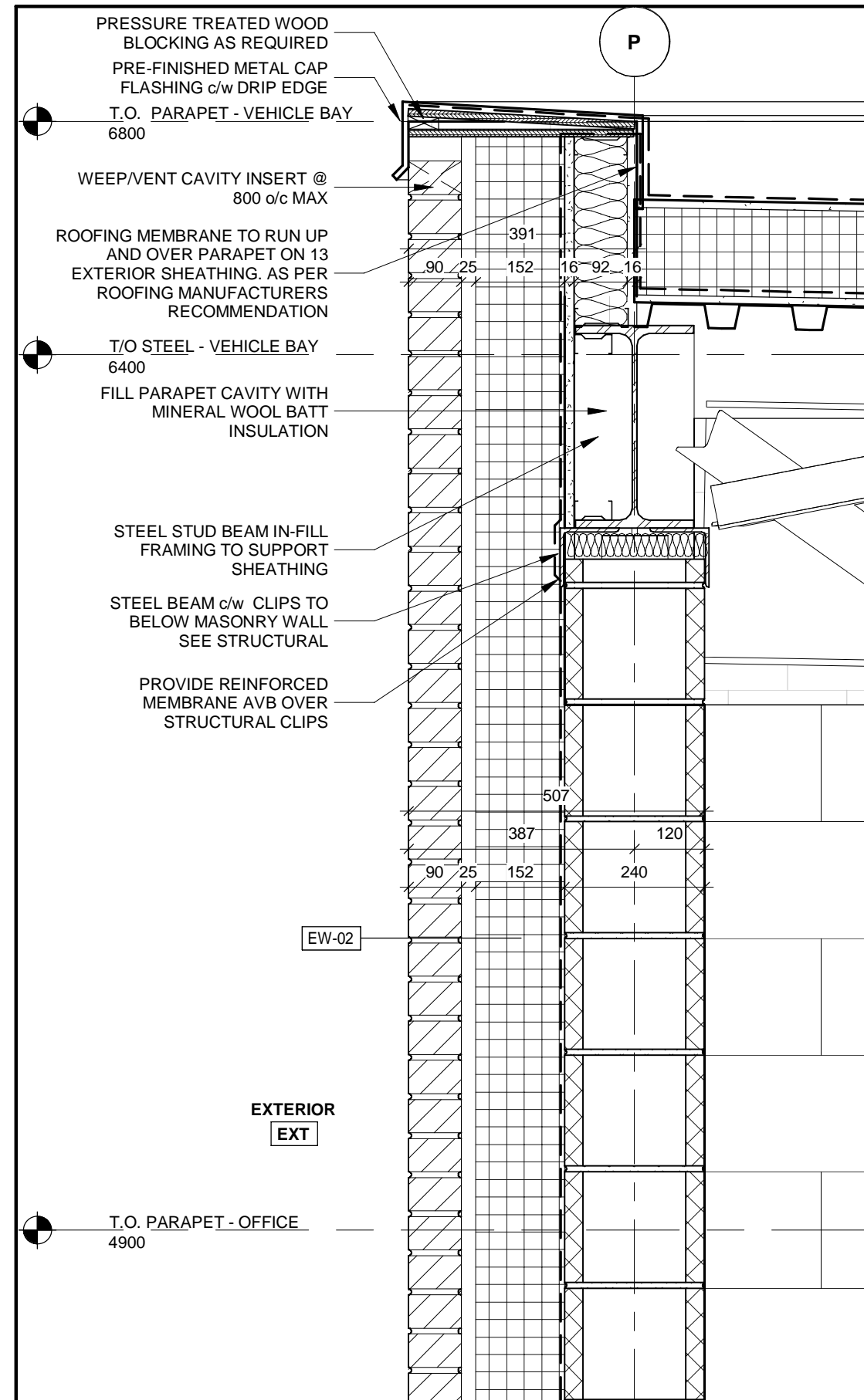
WORKS DEPARTMENT
DESIGN, CONSTRUCTION & ASSET MANAGEMENT

NEW SEATON PARAMEDIC STATION
AND TRAINING FACILITY IN PICKERING
WALL SECTIONS

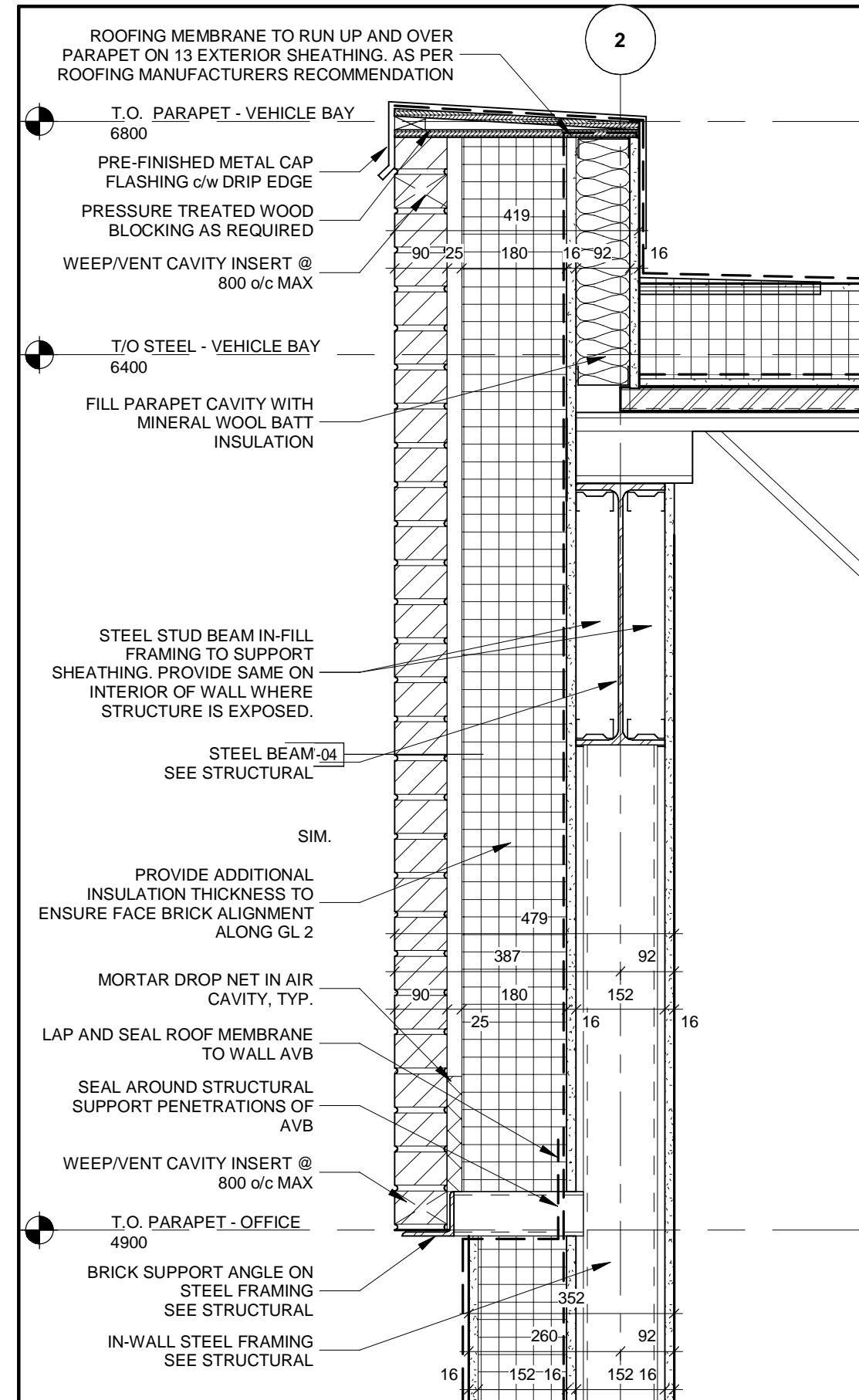
PROPERTY NO.	FACILITIES CODE	FACILITIES PROJECT NO. P061- 18- 01
CONTRACT NO. T- 1160- 2021	DRAWING NO. A- 703	SHEET NO.



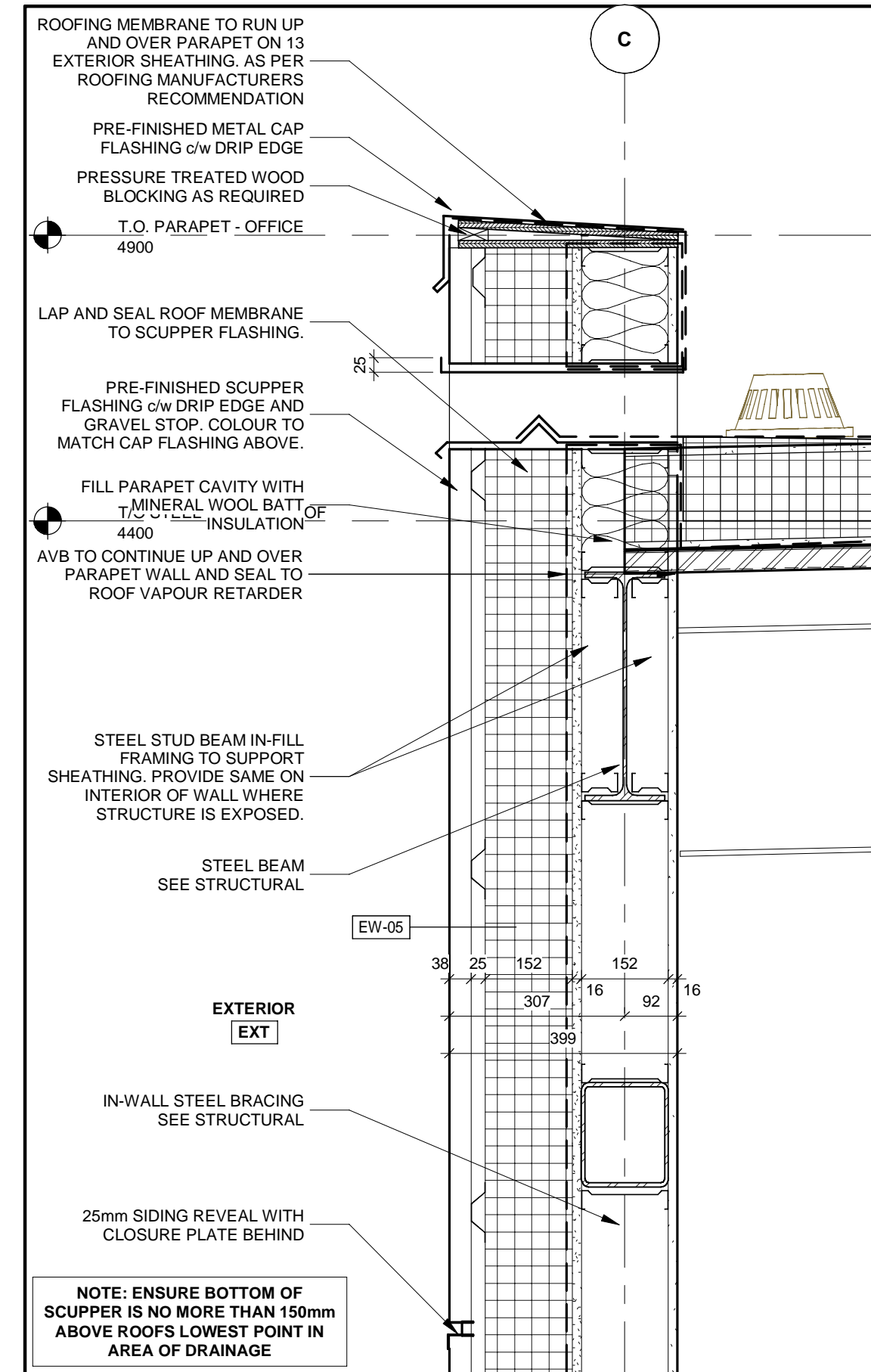
1 SECTION DETAIL
A-700 A-800 1 : 10



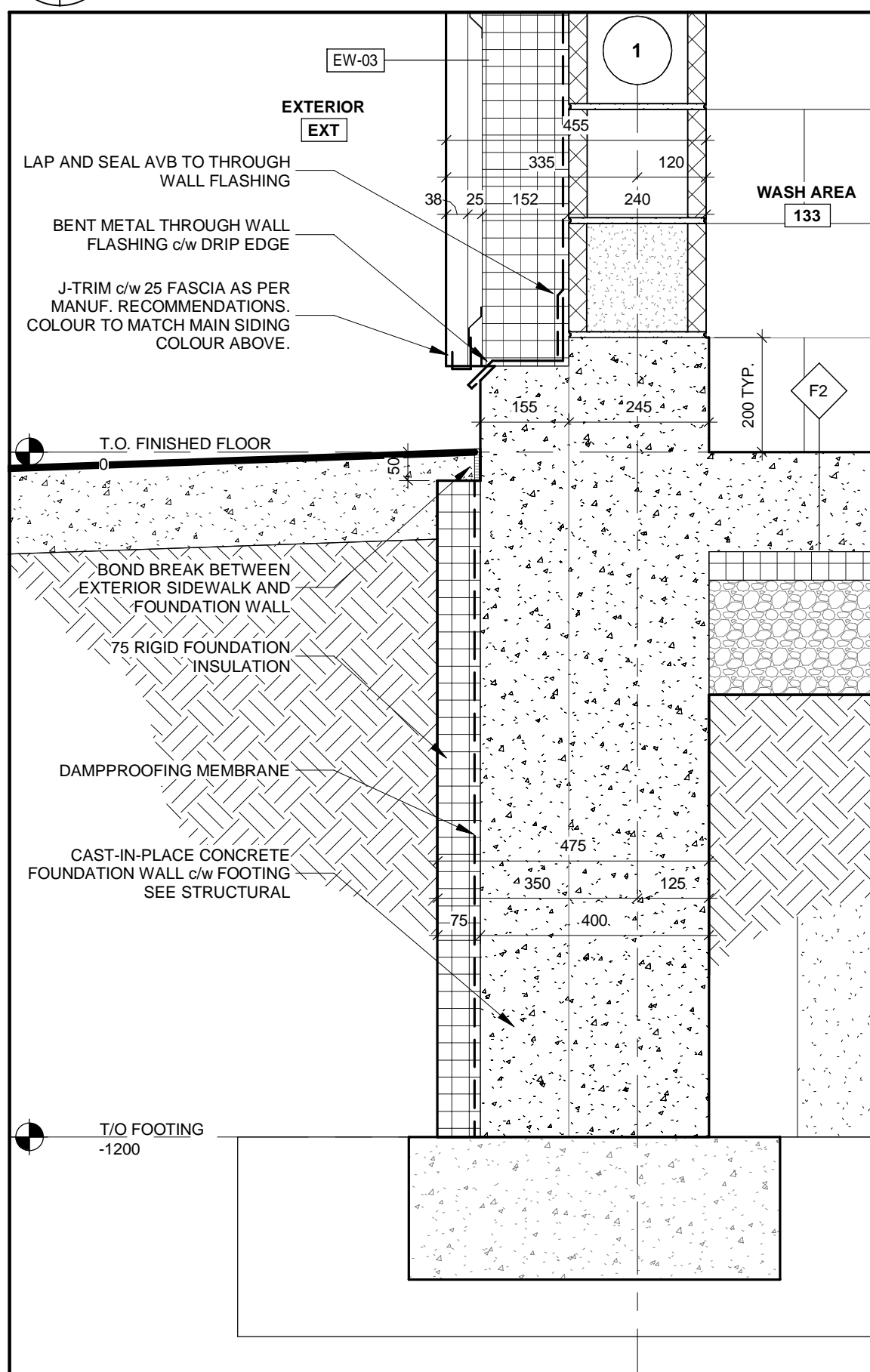
2 SECTION DETAIL
A-701 A-800 1 : 10



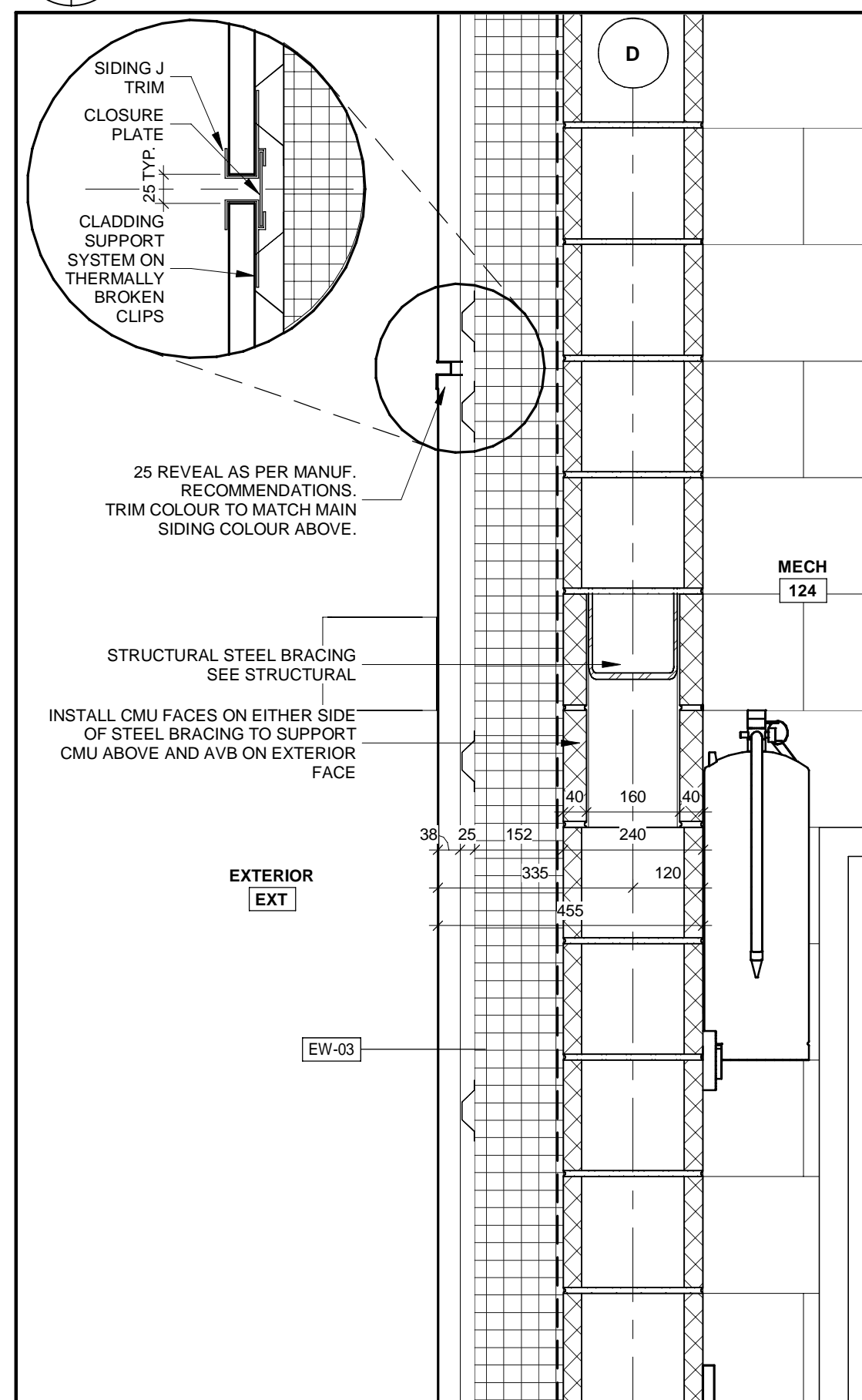
3 TYPICAL PARAPET - SCUPPER AT VEHICLE BAY
A-300 A-800 1 : 10



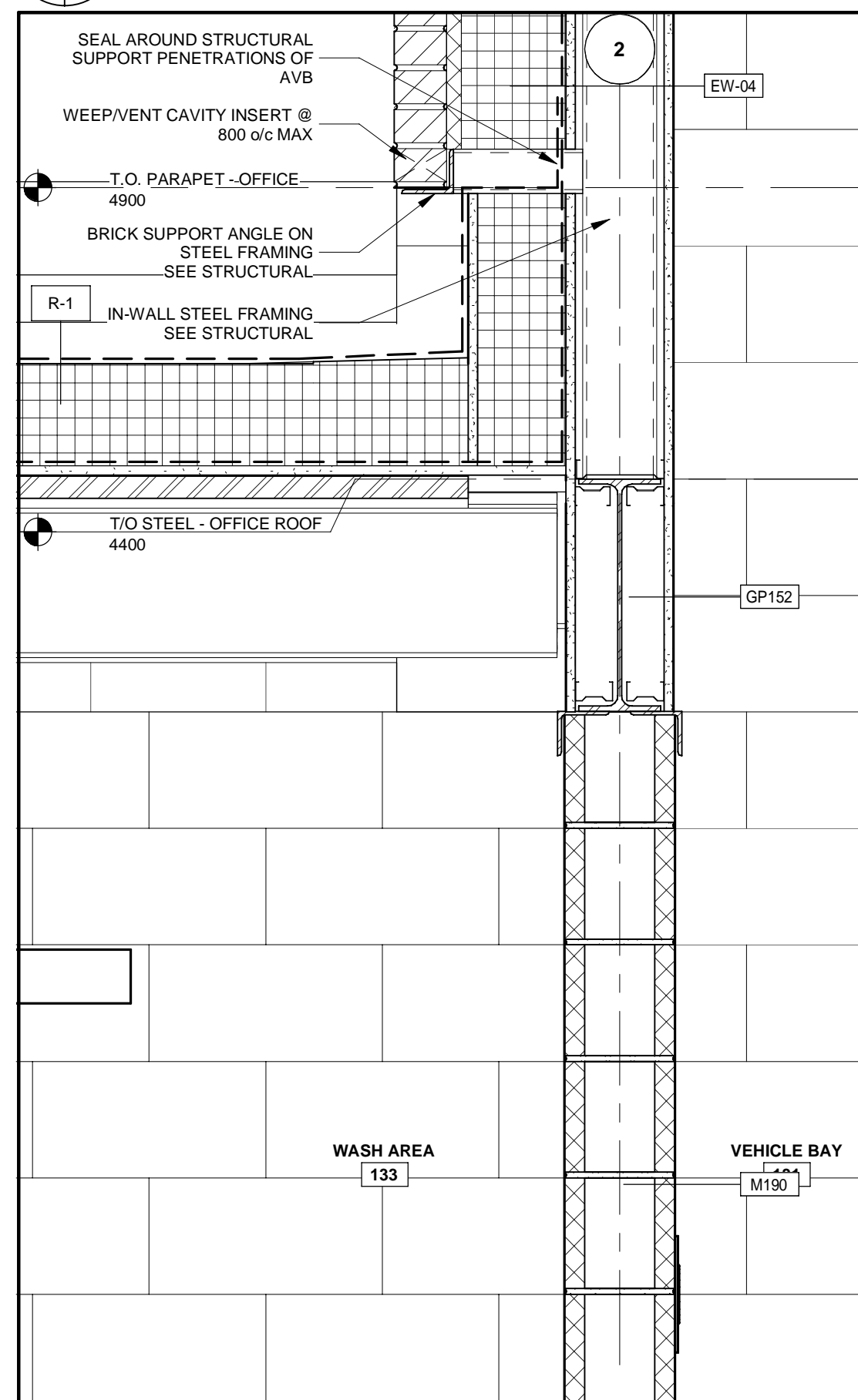
4 SECTION DETAIL
A-300 A-800 1 : 10



5 SECTION DETAIL
A-700 A-800 1 : 10



6 SECTION DETAIL
A-601 A-800 1 : 10



7 SECTION DETAIL
A-700 A-800 1 : 10

ALL MEASUREMENTS ARE TO BE VERIFIED BY THE CONTRACTOR ON SITE AND ANY DISCREPANCIES ARE TO BE REPORTED BEFORE PROCEEDING WITH THE WORK. THE REGION OF DURHAM ASSUMES NO RESPONSIBILITY FOR THE ACCURACY OF THE LOCATION OF EXISTING SERVICES AS INDICATED ON THIS DRAWING. DO NOT SCALE DRAWINGS.

1890 Fifth Concession Rd

NO.	DATE.	NAME	REVISIONS

PRIME CONSULTANT

AECOM

AECOM Canada Architects Ltd.
50 Sportsworld Crossing Road, Suite 290
Kitchener, Ontario, N2P 0A4
519 650 5313 tel 519 650 3424 fax
www.aecom.com

ONARIO ASSOCIATION OF ARCHITECTS
ROY HOWARD TURNER
LICENCE 4845

SUB CONSULTANT	

DESIGN BY: JC / GG	SCALE: 1 : 10
DRAWN BY: TH / MR	DATE: 10/08/20
CHECKED BY: JC	CONSULTANT PROJECT NO. 60611569
APPROVED BY: RT	CLIENT FILE No.: 811/20

NO	DATE	NAME	REVISIONS

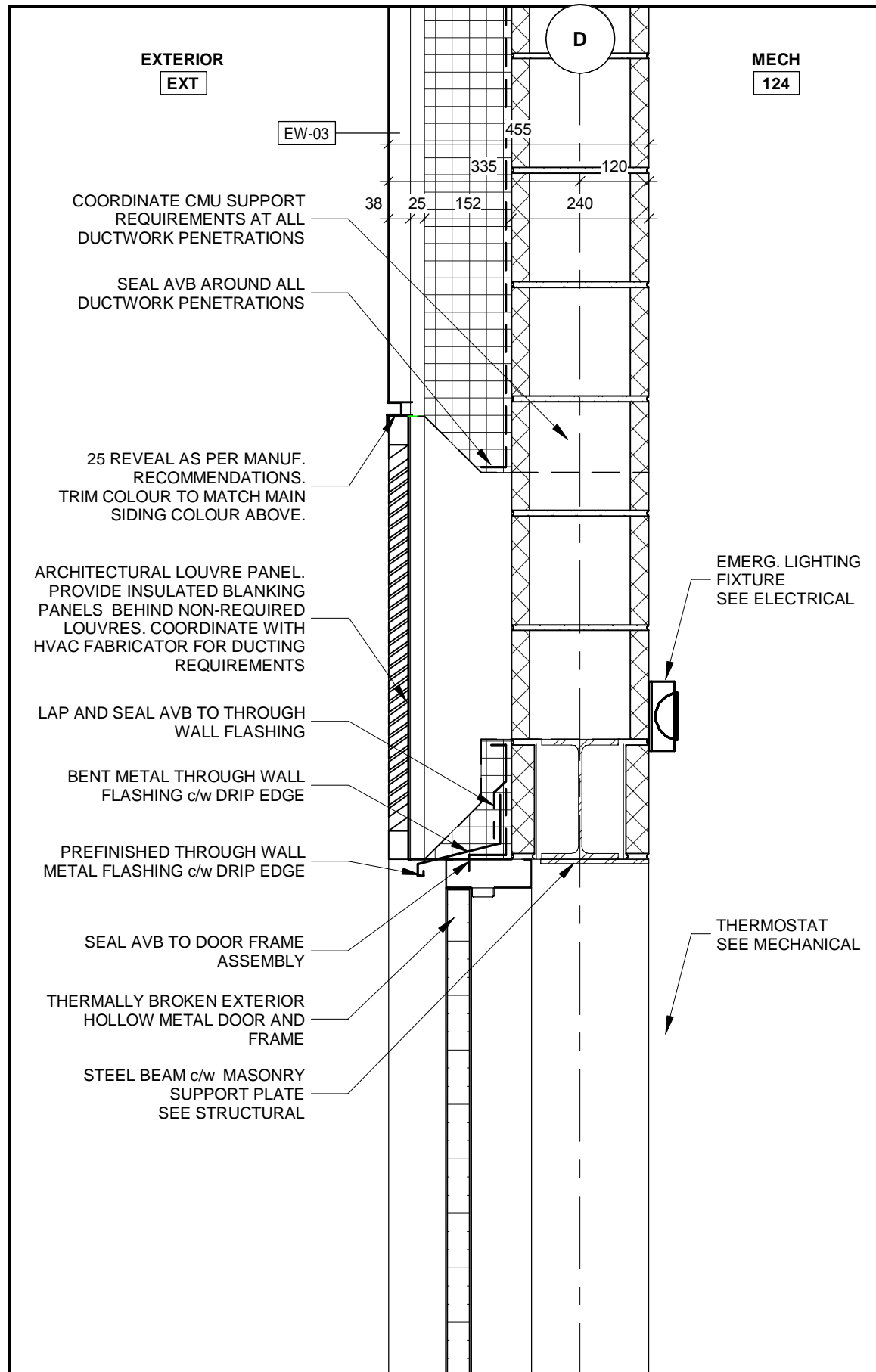
DURHAM REGION

THE REGIONAL MUNICIPALITY OF DURHAM

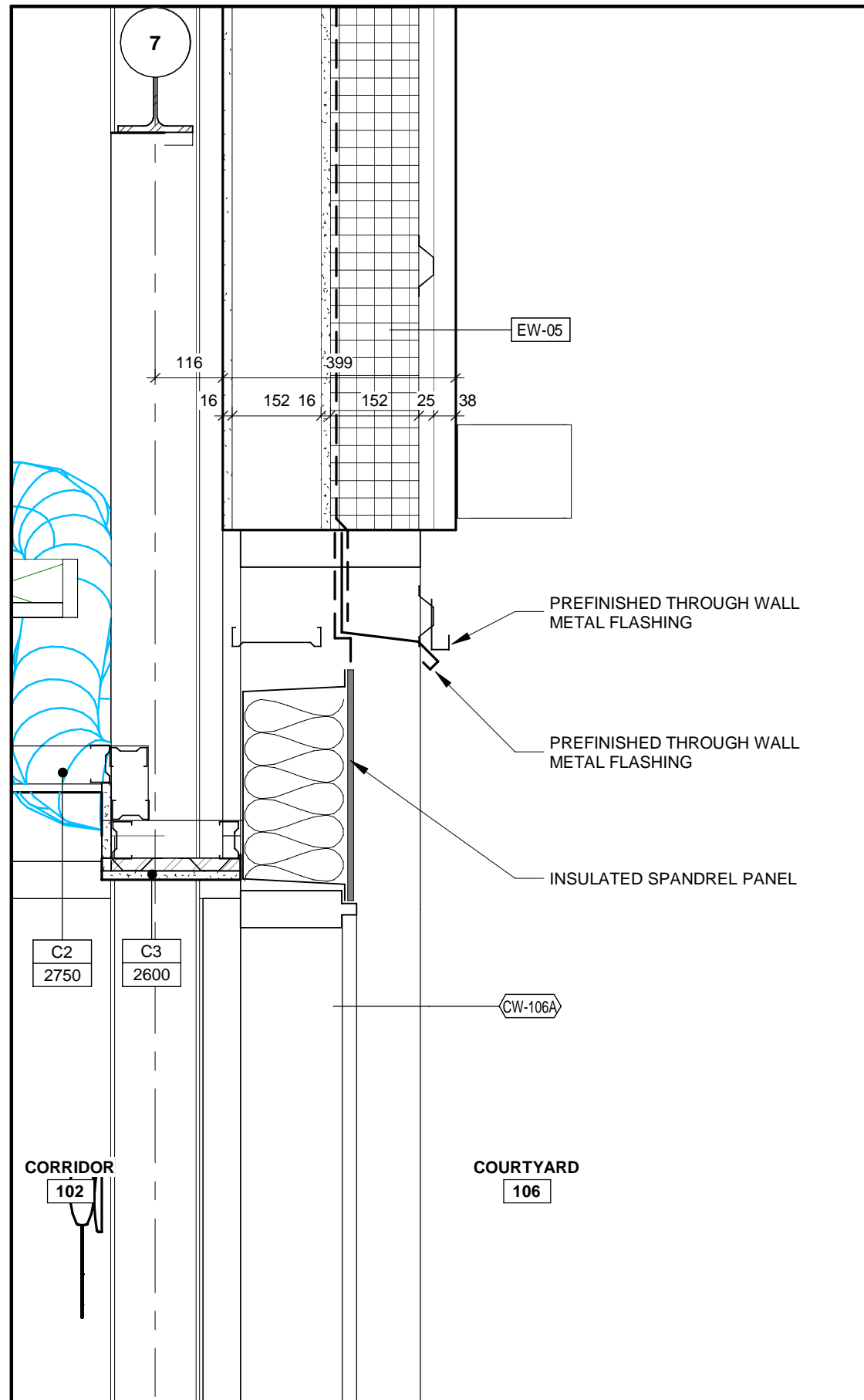
WORKS DEPARTMENT
DESIGN, CONSTRUCTION & ASSET MANAGEMENT

NEW SEATON PARAMEDIC STATION AND TRAINING FACILITY IN PICKERING SECTION DETAILS

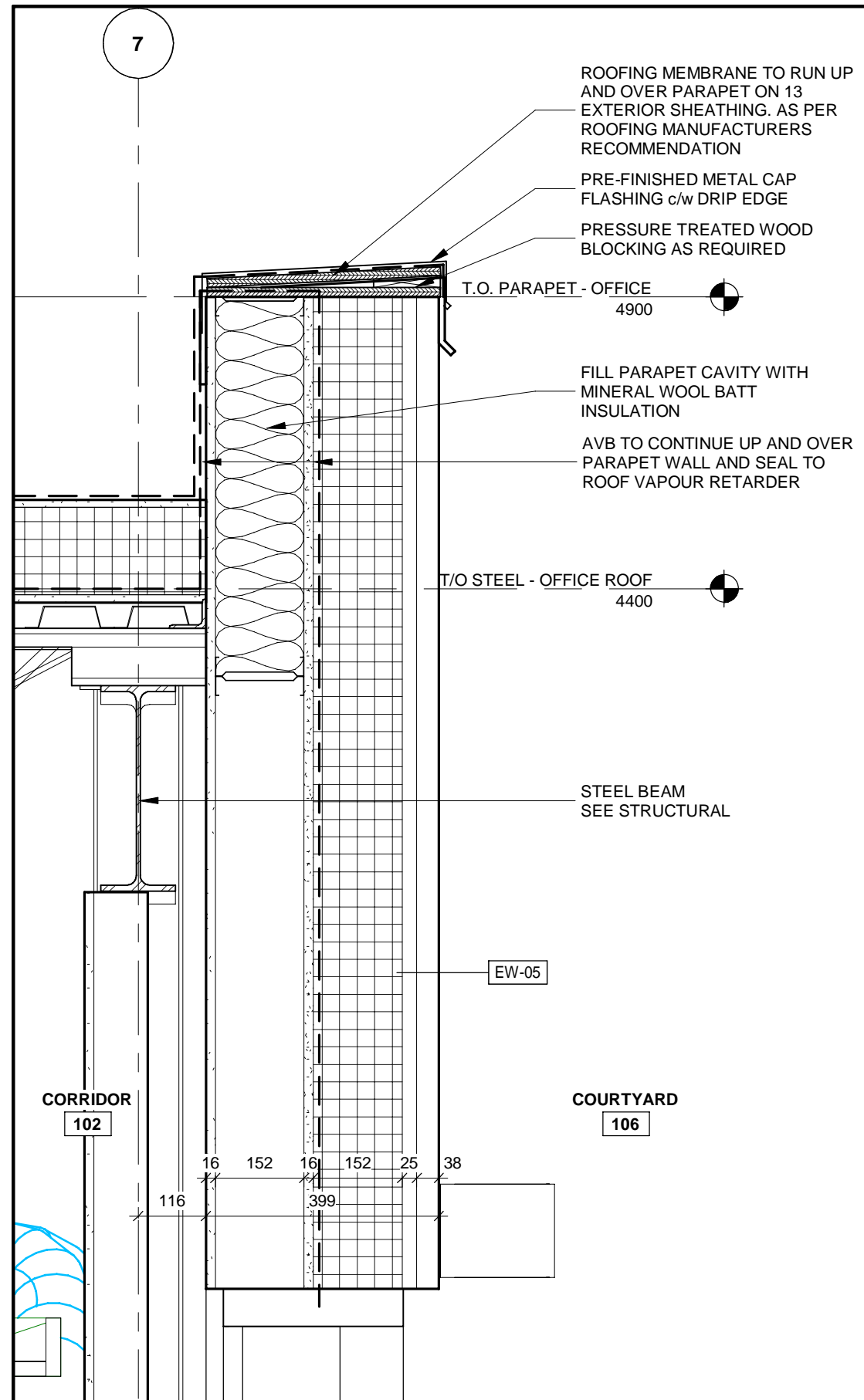
PROPERTY NO.	FACILITIES CODE	FACILITIES PROJECT NO. PO61- 18- 01
CONTRACT NO. T- 1160- 2021	DRAWING NO. A- 800	SHEET NO.



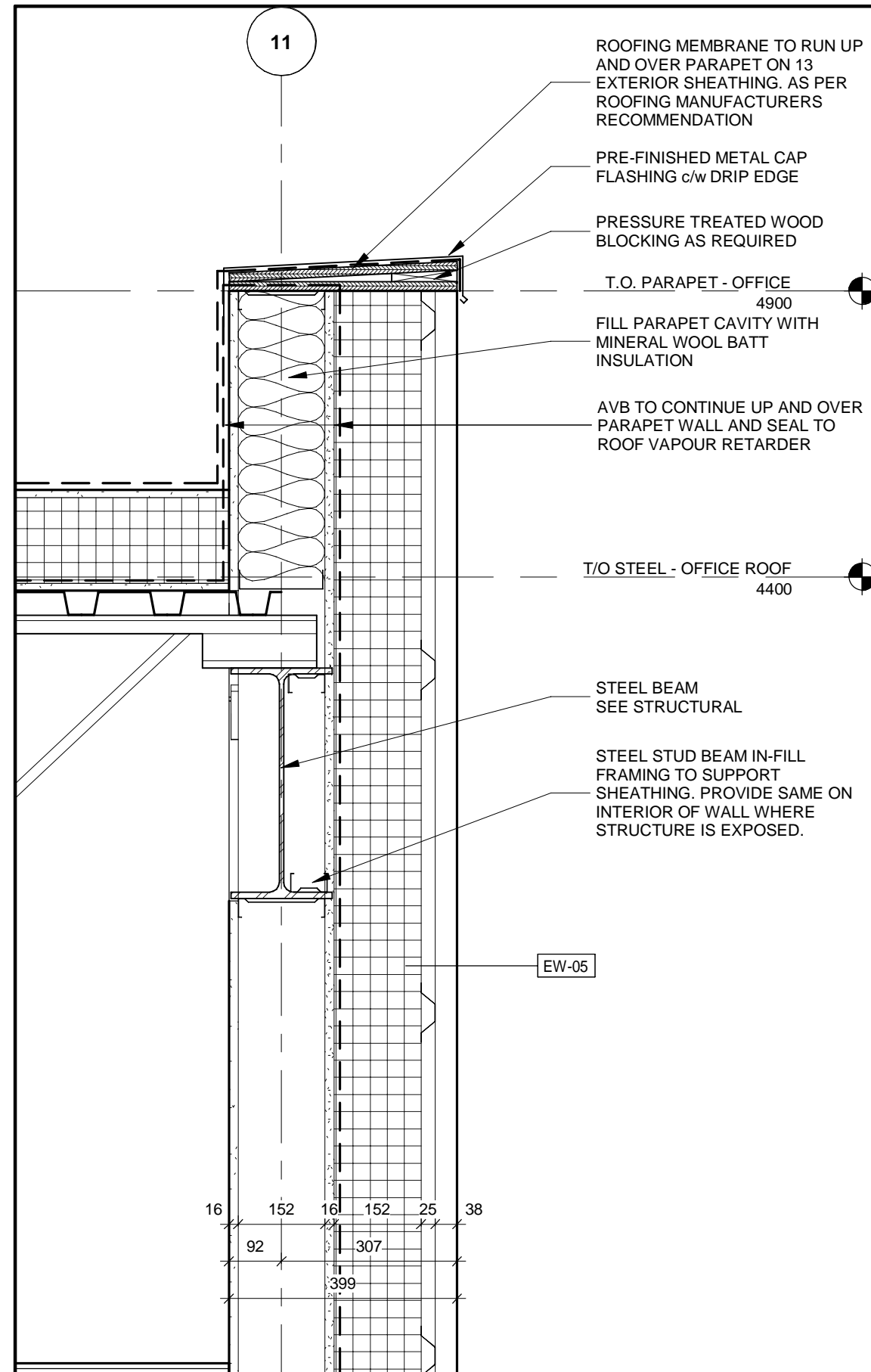
1 SECTION DETAIL
A-700 A-801 1 : 10



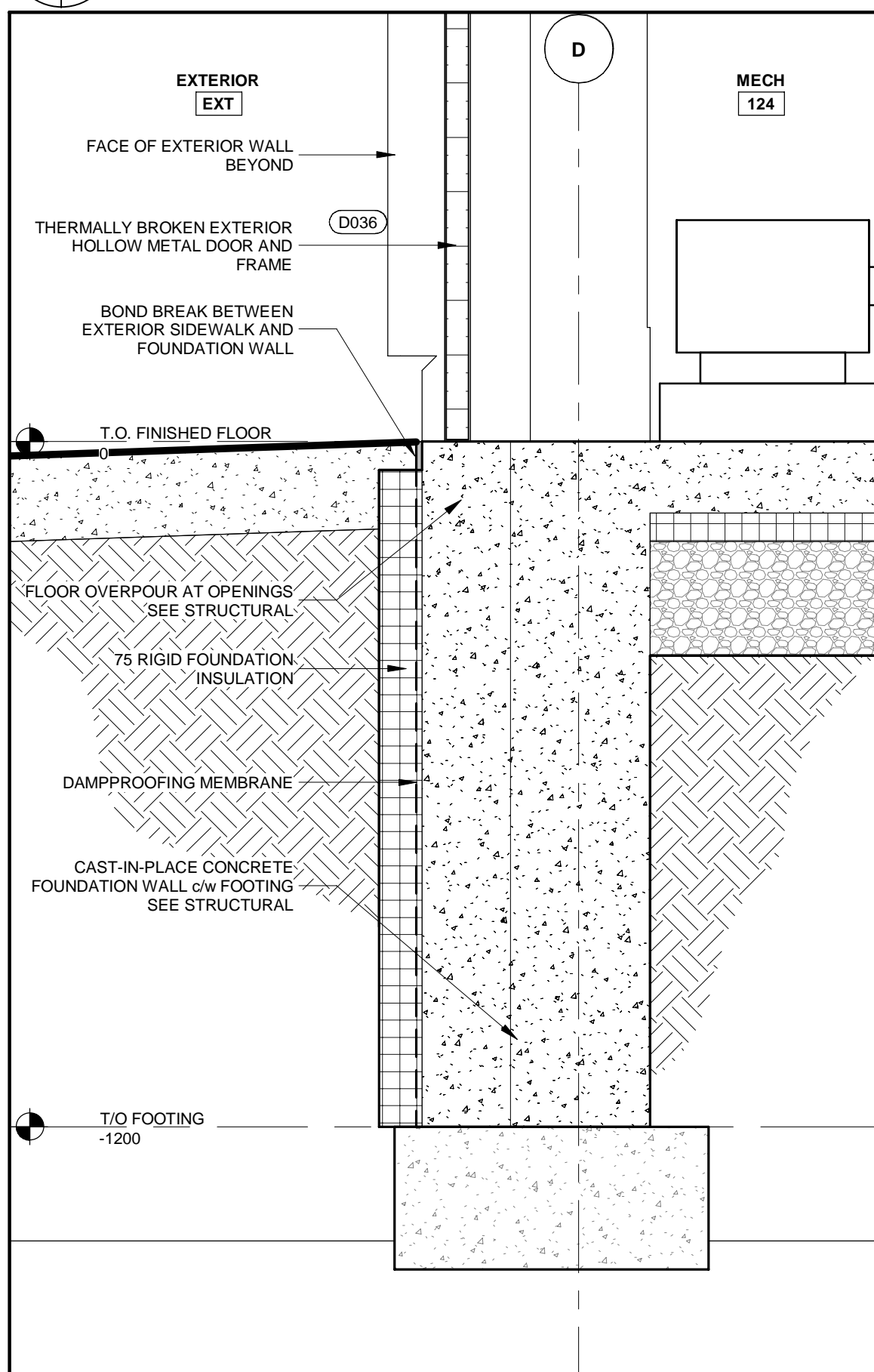
2 SECTION DETAIL
A-700 A-801 1 : 10



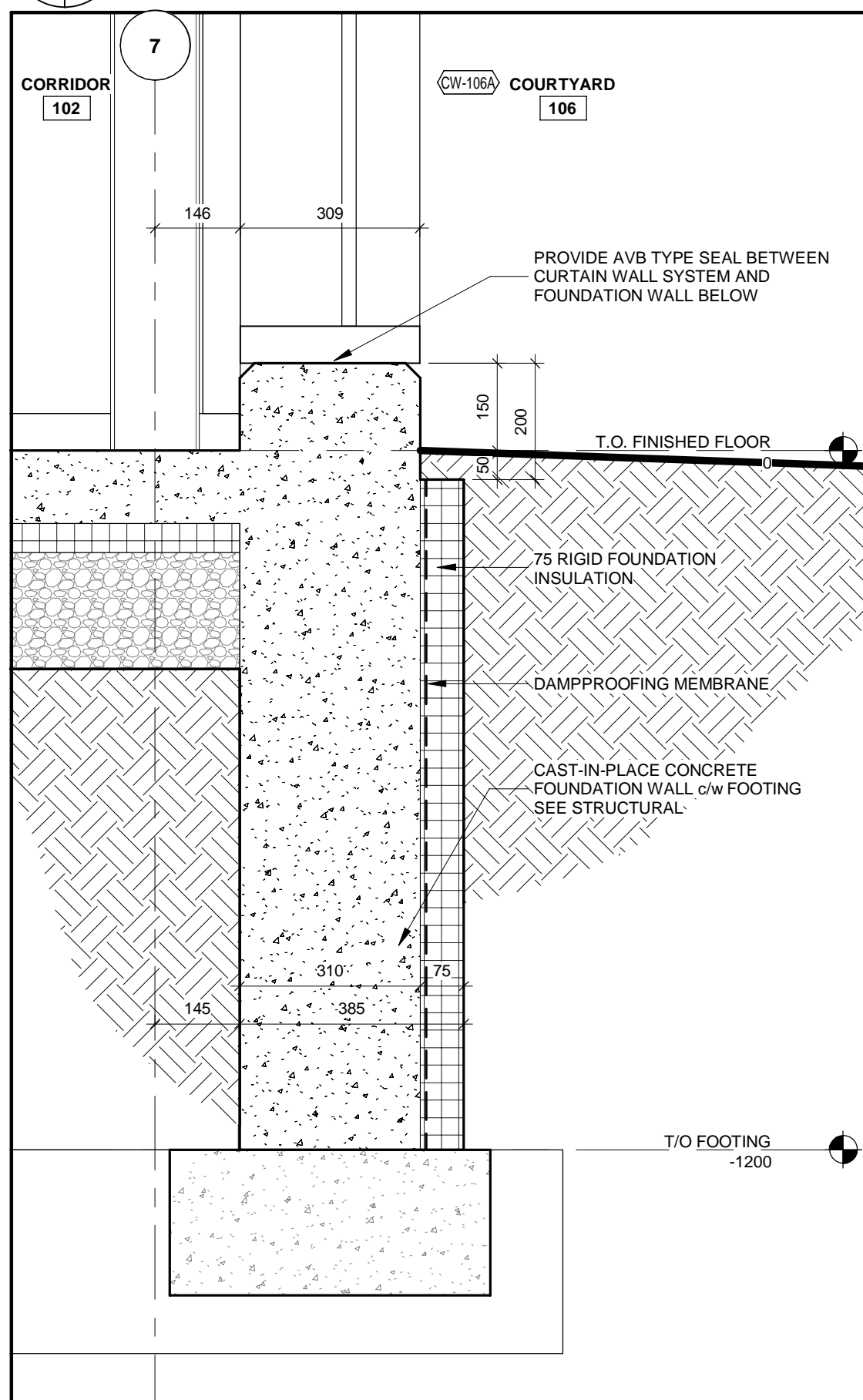
3 SECTION DETAIL
A-700 A-801 1 : 10



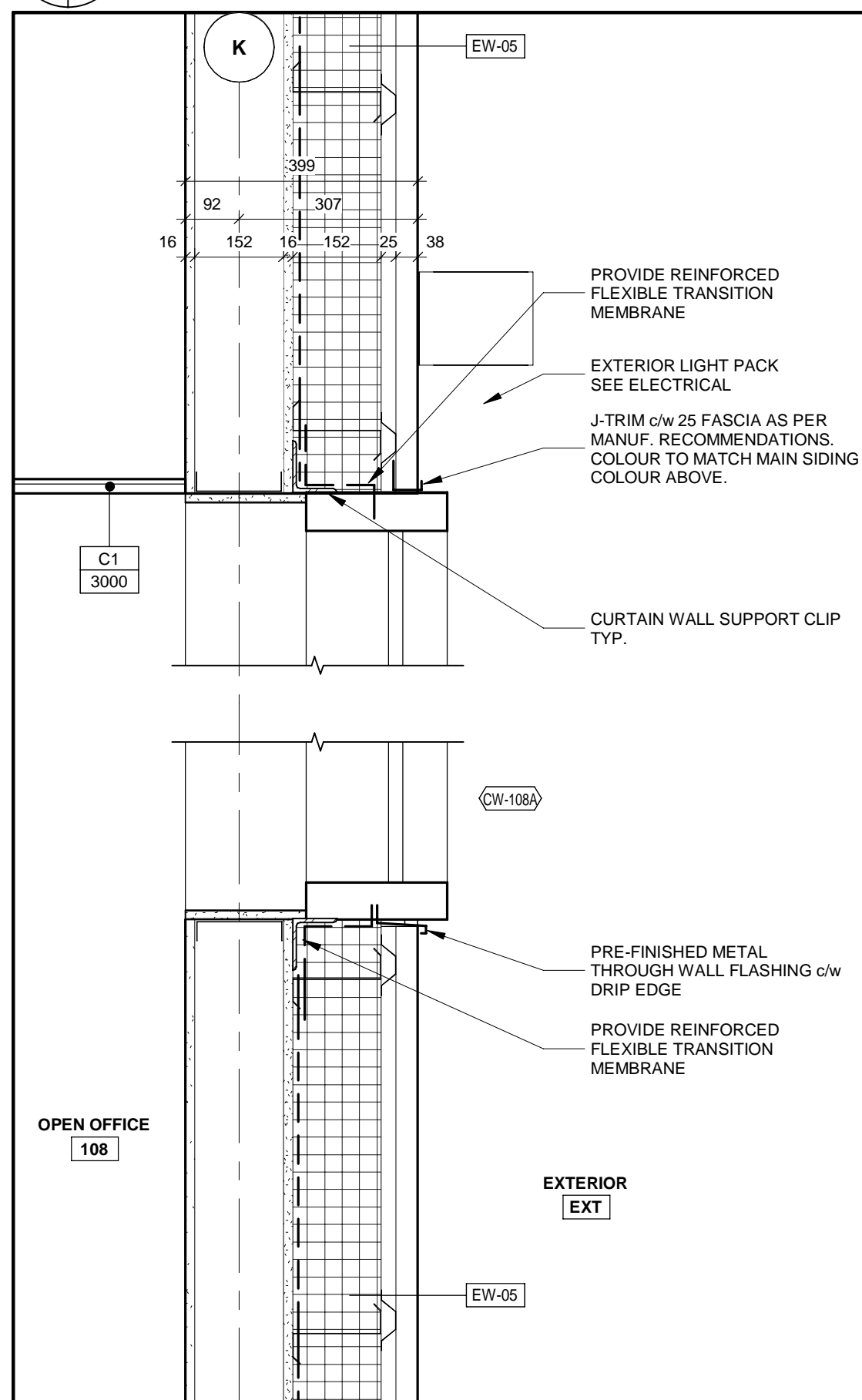
4 SECTION DETAIL
A-700 A-801 1 : 10



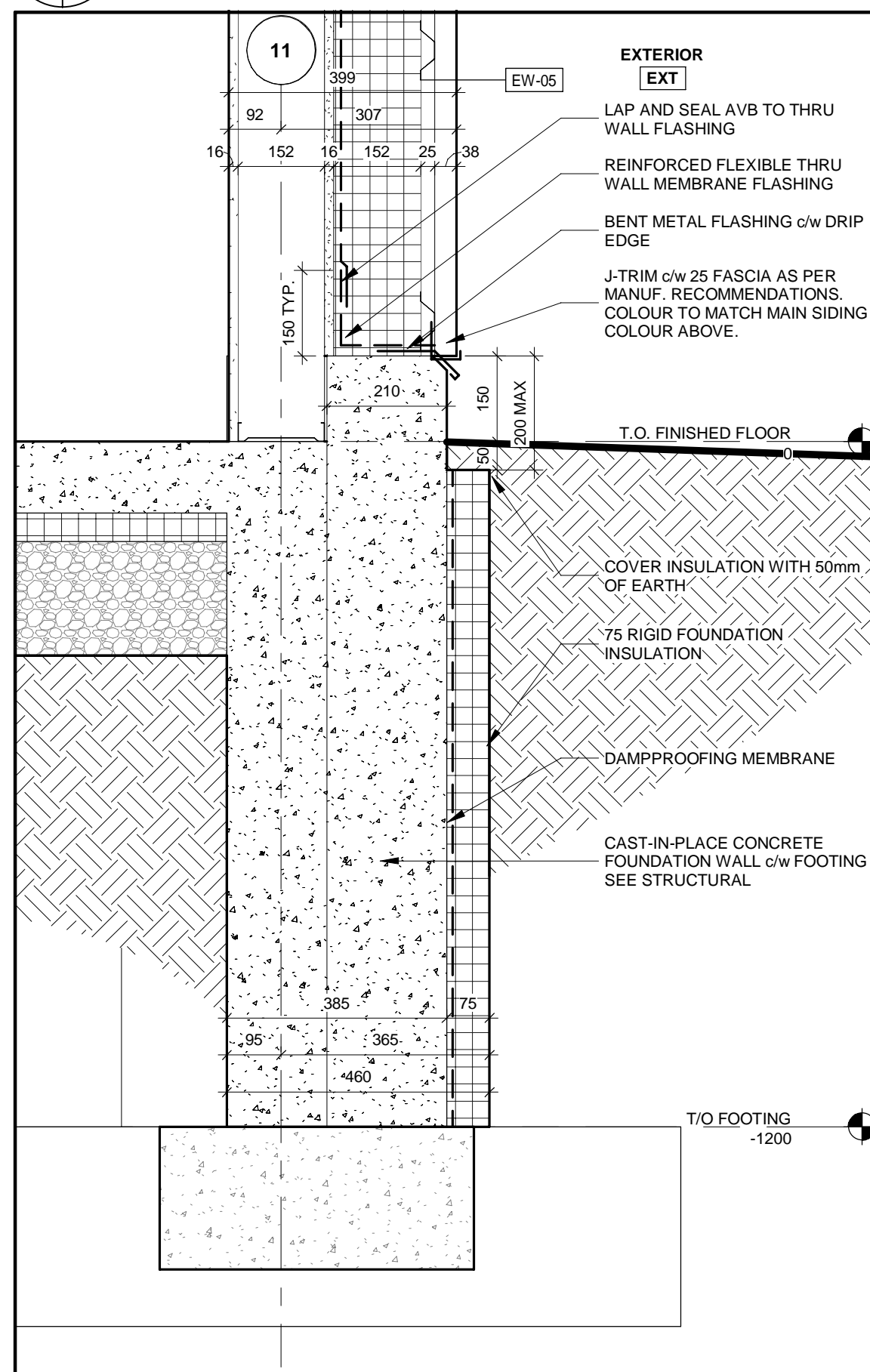
5 SECTION DETAIL
A-700 A-801 1 : 10



6 SECTION DETAIL
A-700 A-801 1 : 10



8 SECTION DETAIL
A-601 A-801 1 : 10



7 SECTION DETAIL
A-601 A-801 1 : 10

ALL MEASUREMENTS ARE TO BE VERIFIED BY THE CONTRACTOR ON SITE AND ANY DISCREPANCIES ARE TO BE REPORTED BEFORE PROCEEDING WITH THE WORK. THE REGION OF DURHAM ASSUMES NO RESPONSIBILITY FOR THE ACCURACY OF THE LOCATION OF EXISTING SERVICES AS INDICATED ON THIS DRAWING. DO NOT SCALE DRAWINGS.

1890 Fifth Concession Rd

CONSULTANT REVISIONS			
NO.	DATE	NAME	REVISIONS

PRIME CONSULTANT

AECOM

AECOM Canada Architects Ltd.
50 Sportsworld Crossing Road, Suite 290
Kitchener, Ontario, N2P 0A4
519 650 5313 tel 519 650 3424 fax
www.aecom.com

SUB CONSULTANT

ONTARIO ASSOCIATION OF ARCHITECTS
ROY HOWARD TURNER
LICENCE 4845

DESIGN BY: Designer	SCALE: 1 : 10
DRAWN BY: Author	DATE: 11/16/20
CHECKED BY: Checker	CONSULTANT PROJECT NO. 60611569
APPROVED BY: Approver	CLIENT FILE No.: 811/20

CONTRACT REVISIONS			
NO	DATE	NAME	REVISIONS
1	09/22/21	ISSUED FOR TENDER	

DURHAM REGION


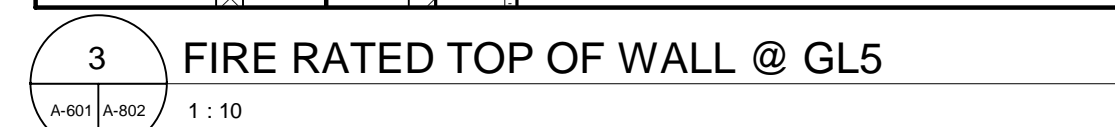
THE REGIONAL MUNICIPALITY OF DURHAM

WORKS DEPARTMENT
DESIGN, CONSTRUCTION & ASSET MANAGEMENT

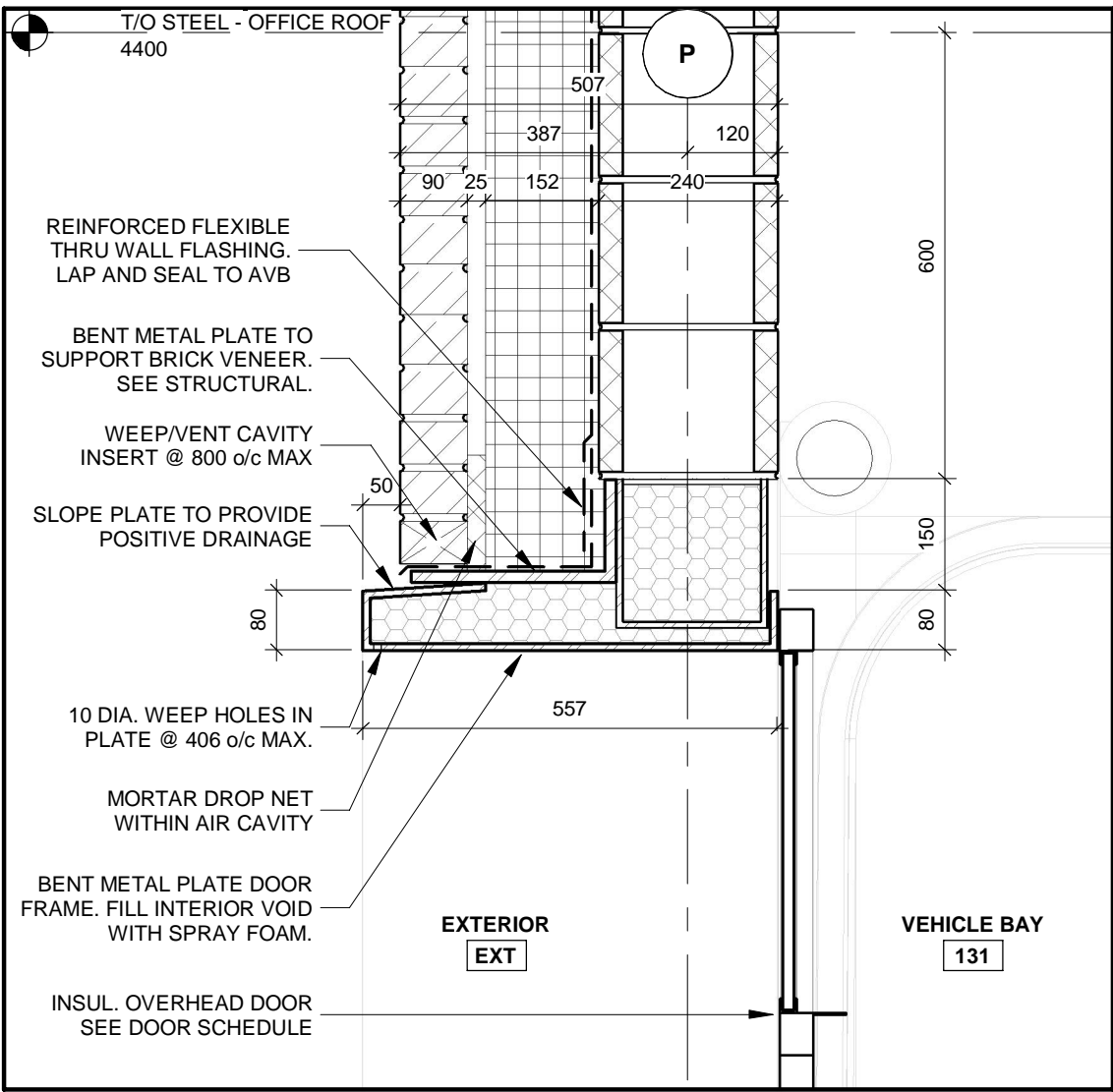
NEW SEATON PARAMEDIC STATION AND TRAINING FACILITY IN PICKERING

SECTION DETAILS

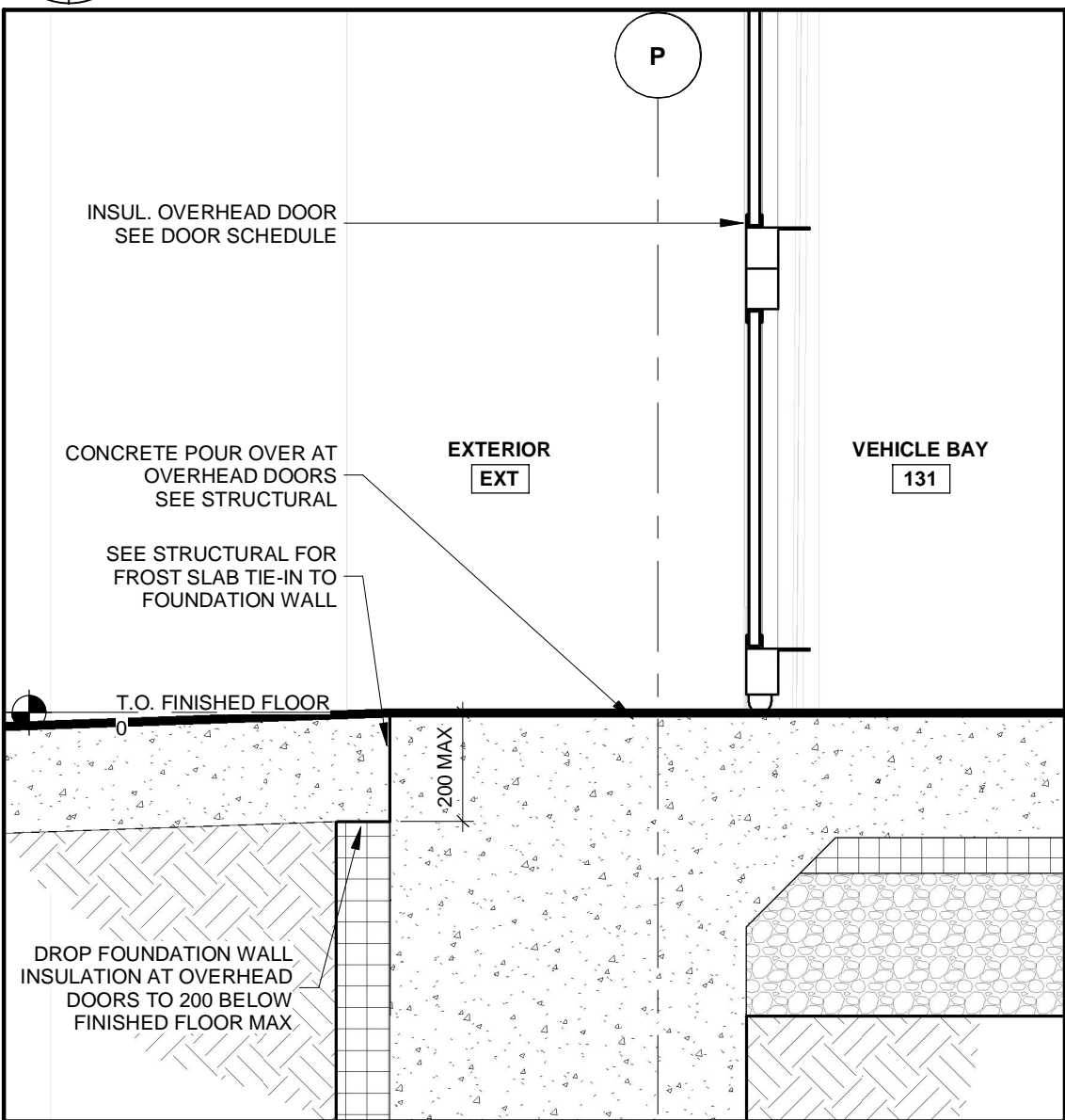
PROPERTY NO.	FACILITIES CODE	FACILITIES PROJECT NO. PO61- 18- 01
CONTRACT NO. T- 1160- 2021	DRAWING NO. A- 801	SHEET NO.



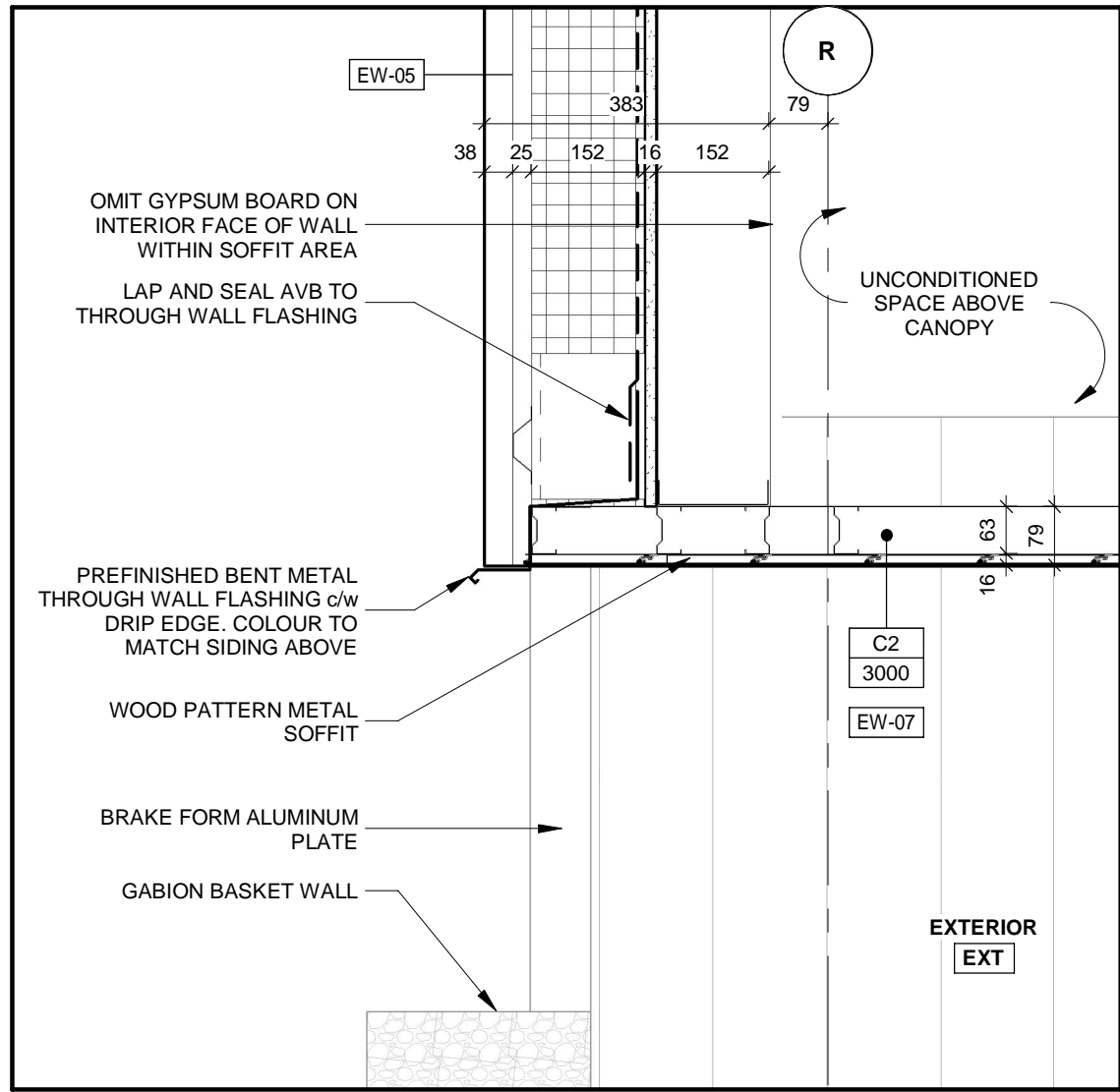
PROPERTY NO.	FACILITIES CODE	FACILITIES PROJECT NO. PO61- 18- 01
CONTRACT NO. T- 1160- 2021	DRAWING NO. A- 802	SHEET NO.



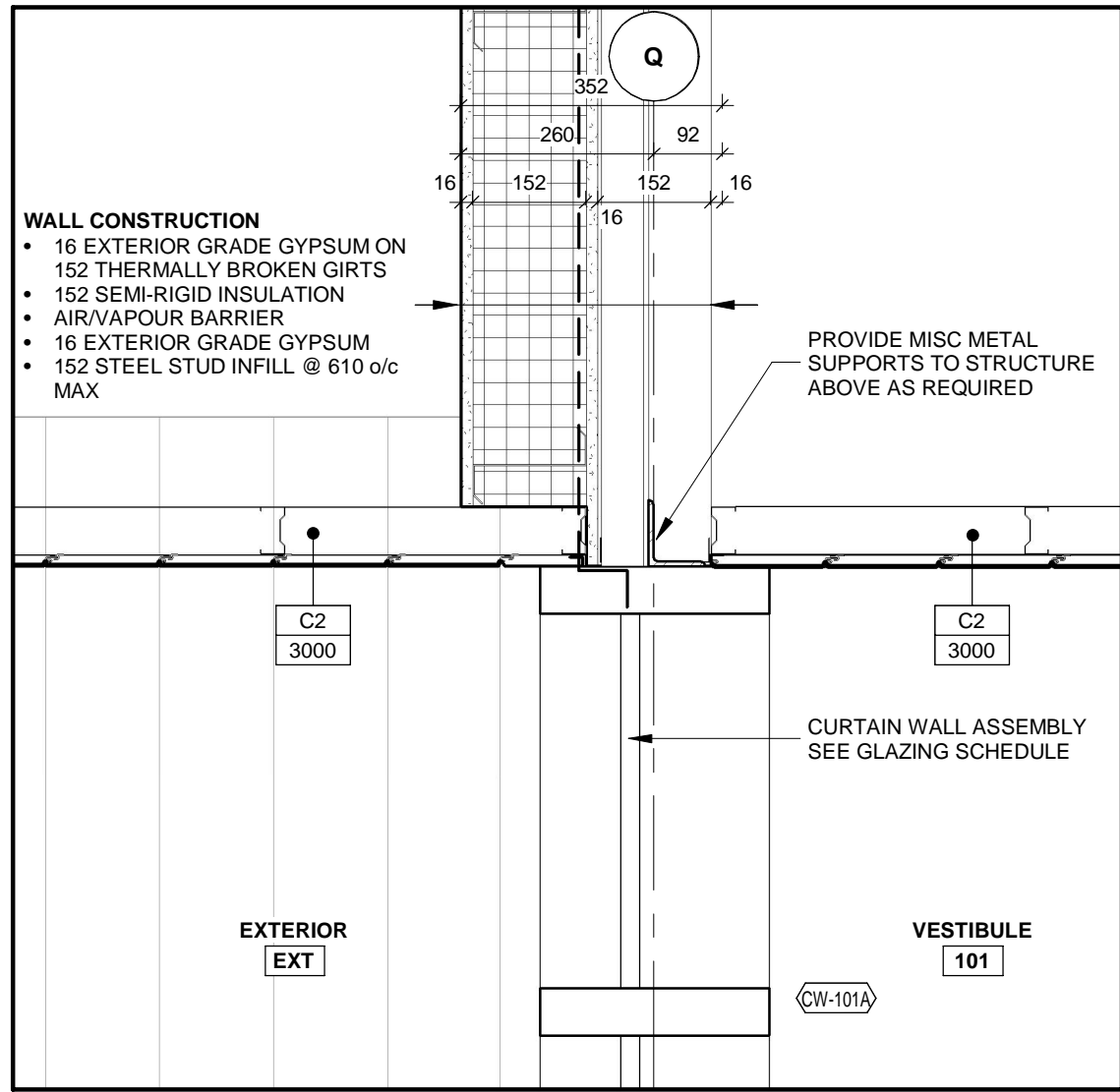
1 TOP OF OH DOOR
A-701 A-803 1 : 10



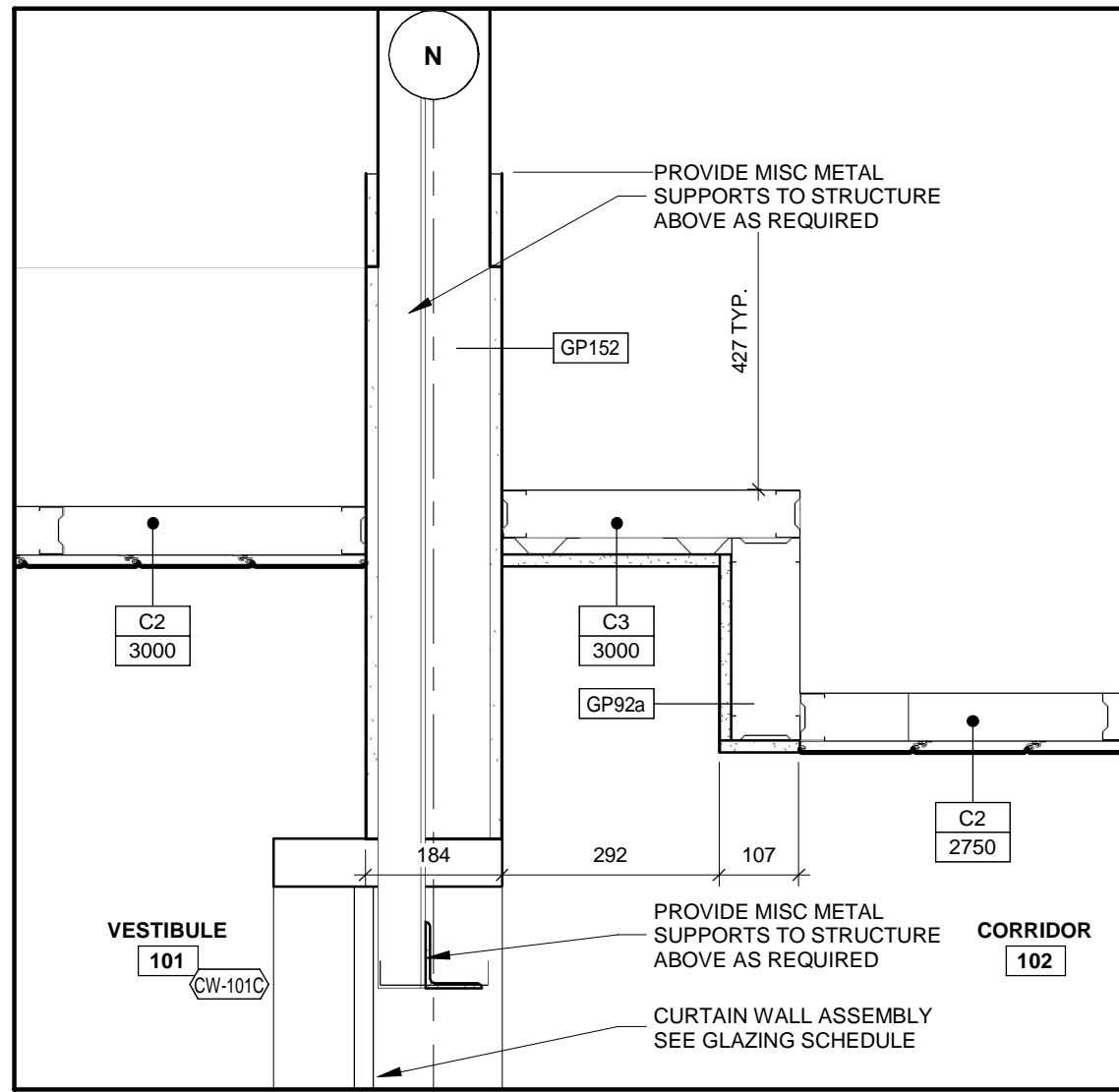
5 BOTTOM OF OH DOOR
A-701 A-803 1 : 10



2 SOFFIT EDGE
A-701 A-803 1 : 10



3 SOFFIT AT GLAZING
A-701 A-803 1 : 10




4 VESTIBULE CEILING TOPLITE
A-701 A-803 1 : 10

ALL MEASUREMENTS ARE TO BE VERIFIED BY THE CONTRACTOR ON SITE AND ANY DISCREPANCIES ARE TO BE REPORTED BEFORE PROCEEDING WITH THE WORK. THE REGION OF DURHAM ASSUMES NO RESPONSIBILITY FOR THE ACCURACY OF THE LOCATION OF EXISTING SERVICES AS INDICATED ON THIS DRAWING. DO NOT SCALE DRAWINGS.

1890 Fifth Concession Rd


CONSULTANT REVISIONS			
NO.	DATE.	NAME	REVISIONS

PRIME CONSULTANT



AECOM Canada Architects Ltd.
50 Sportsworld Crossing Road, Suite 290
Kitchener, Ontario, N2P 0A4
519 650 5313 tel 519 650 3424 fax
www.aecom.com


SUB CONSULTANT



ONTARIO ASSOCIATION
OF
ARCHITECTS
BOY HOWARD TURNER
LICENCE
4845

DESIGN BY: Designer	SCALE: 1 : 10
DRAWN BY: Author	DATE: 06/08/21
CHECKED BY: Checker	CONSULTANT PROJECT NO. 60611569
APPROVED BY: Approver	CLIENT FILE No.: 811/20

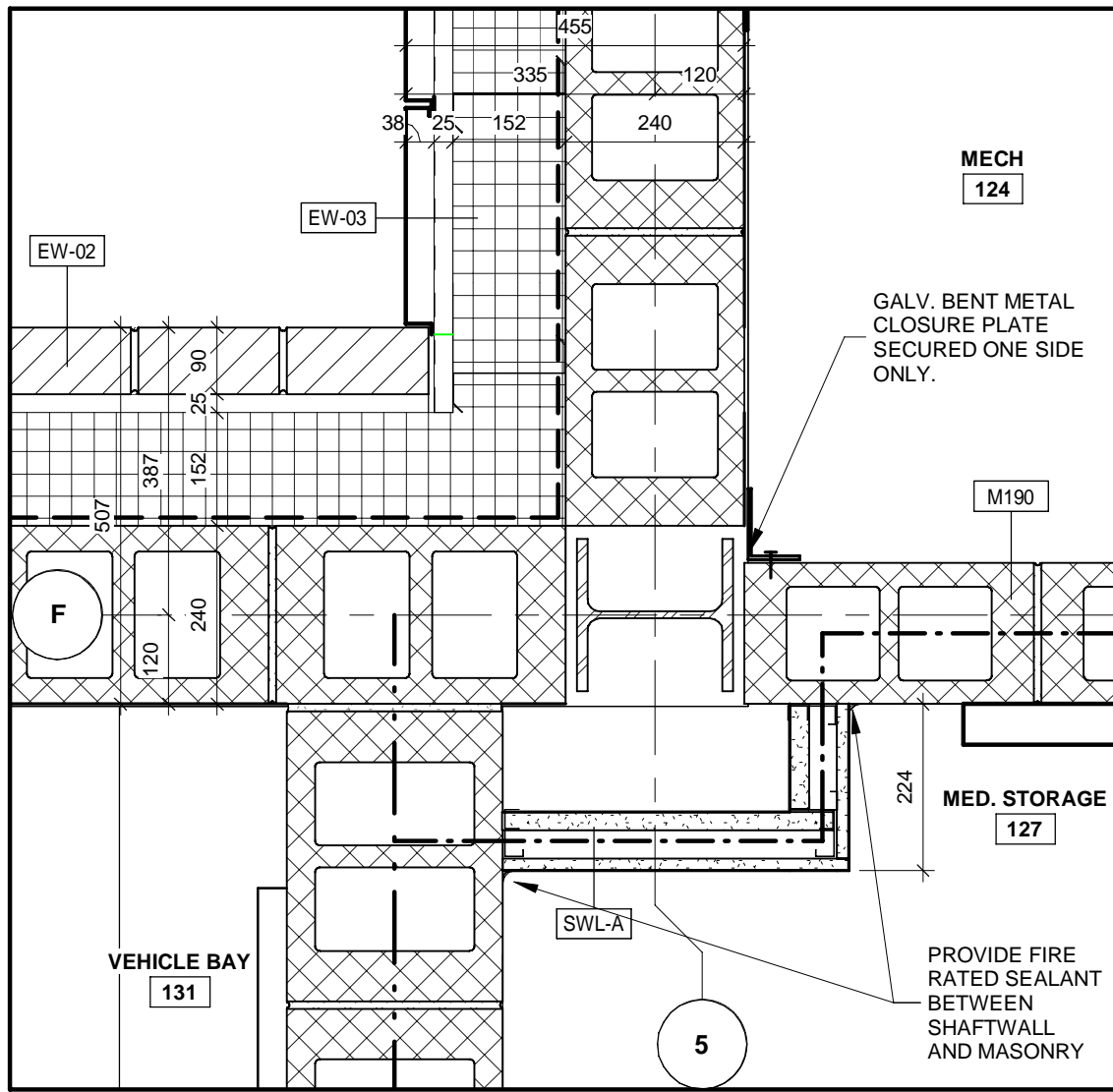
CONTRACT REVISIONS			
NO	DATE	NAME	REVISIONS
1	09/22/21	ISSUED FOR TENDER	



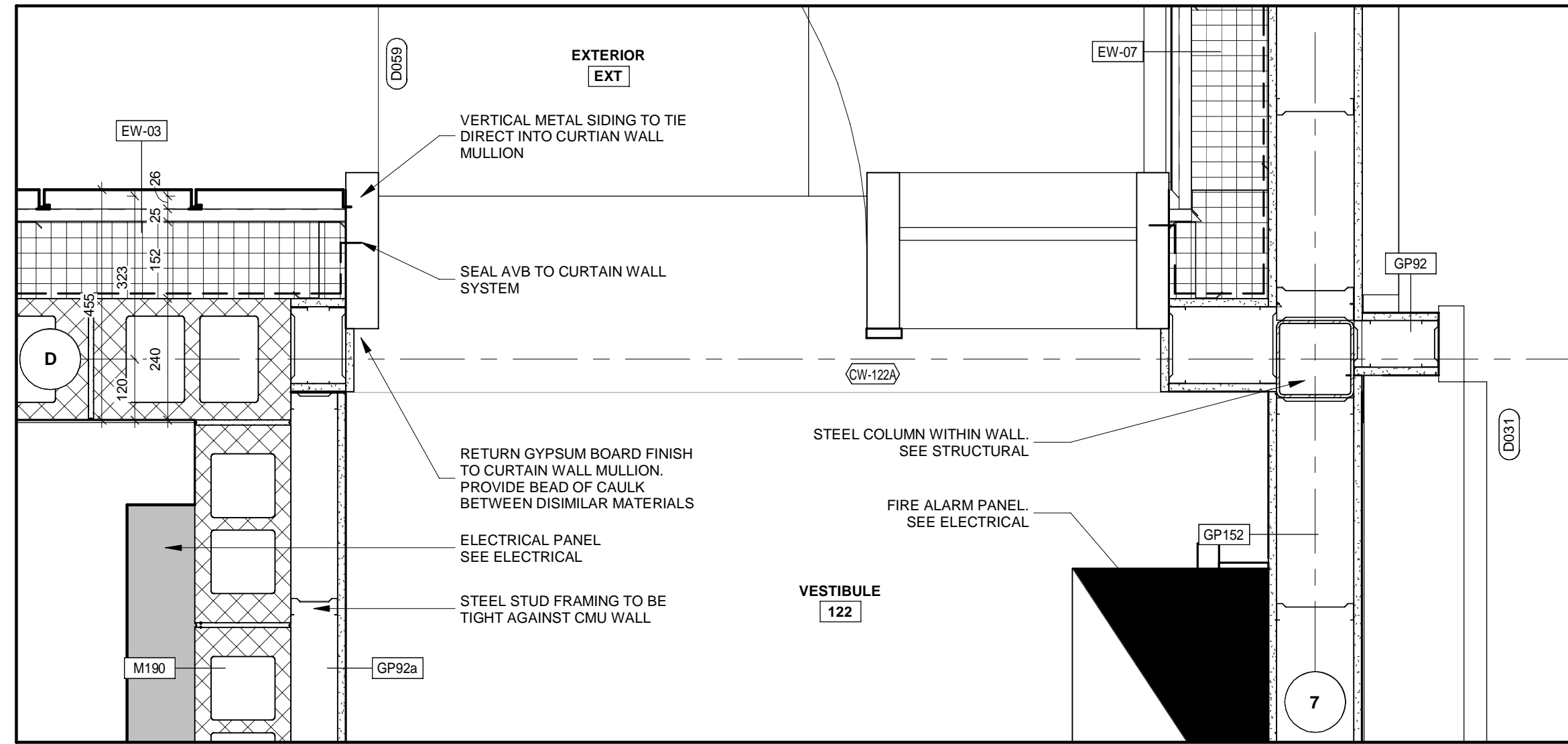
THE REGIONAL MUNICIPALITY
OF DURHAM
WORKS DEPARTMENT
DESIGN, CONSTRUCTION & ASSET MANAGEMENT

NEW SEATON PARAMEDIC STATION
AND TRAINING FACILITY IN PICKERING
SECTION DETAILS

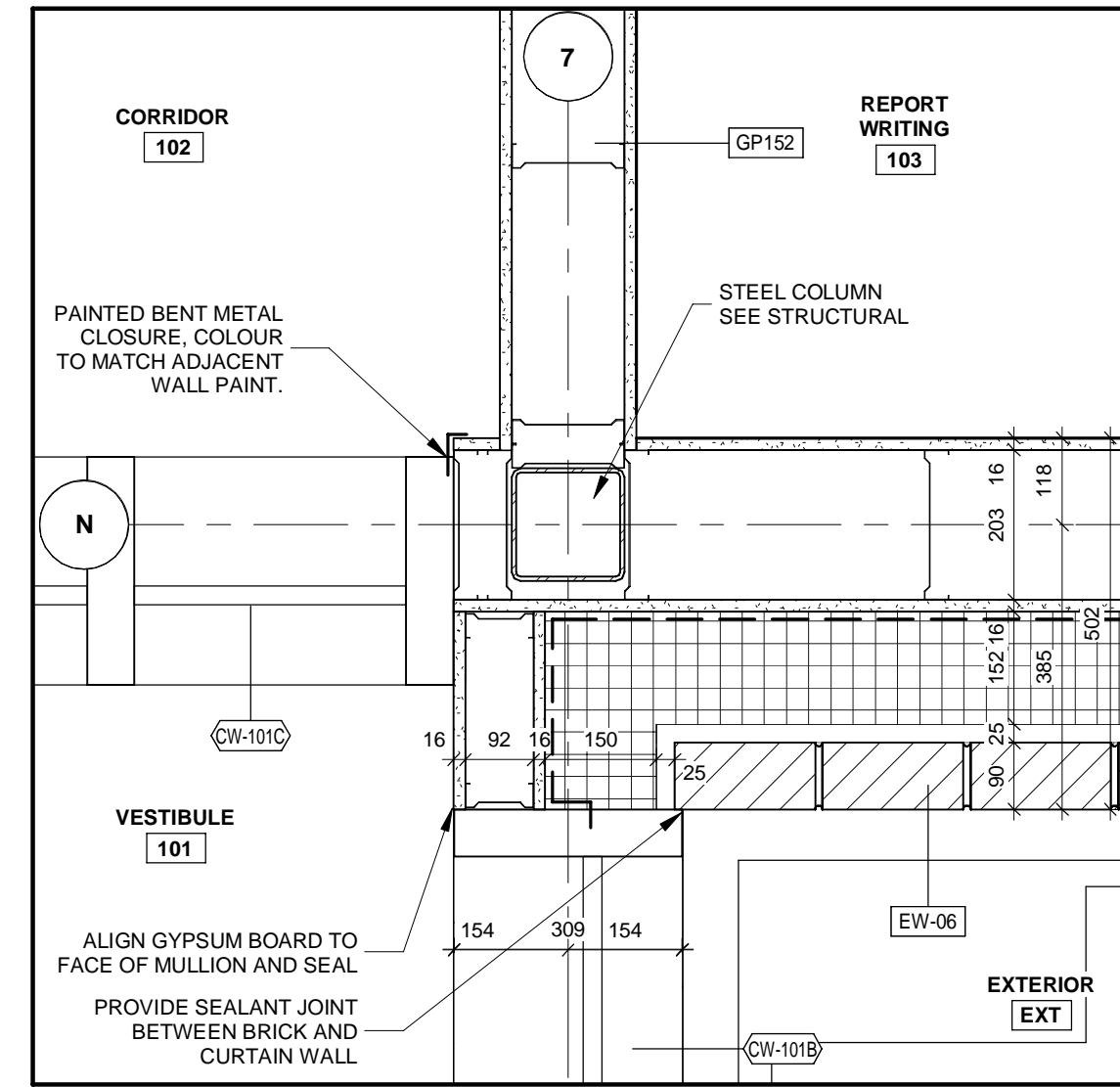
PROPERTY NO.	FACILITIES CODE	FACILITIES PROJECT NO. PO61- 18- 01
CONTRACT NO. T- 1160- 2021	DRAWING NO. A- 803	SHEET NO.



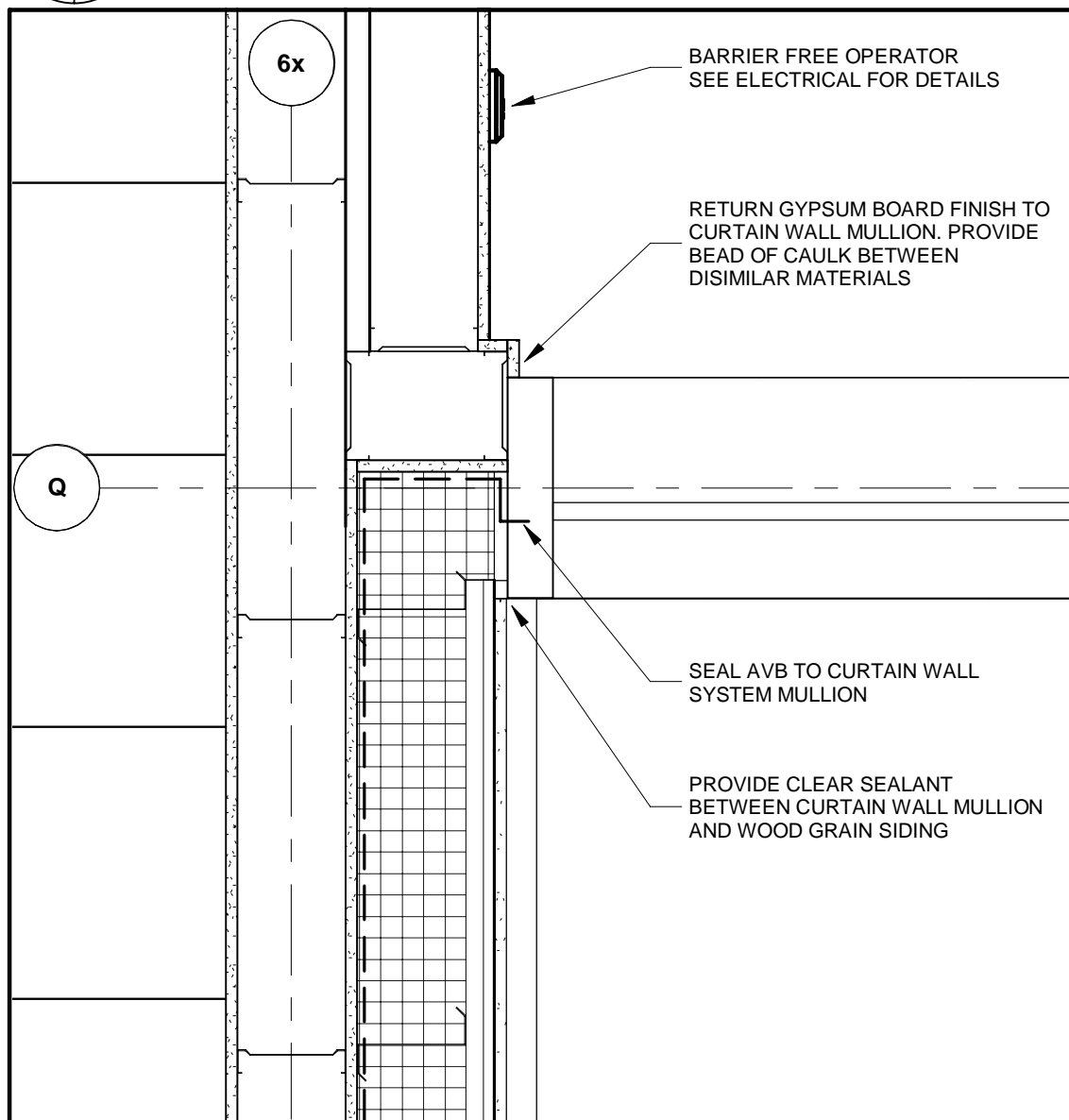
1 PLAN DETAIL
A-201 A-804 1 : 10



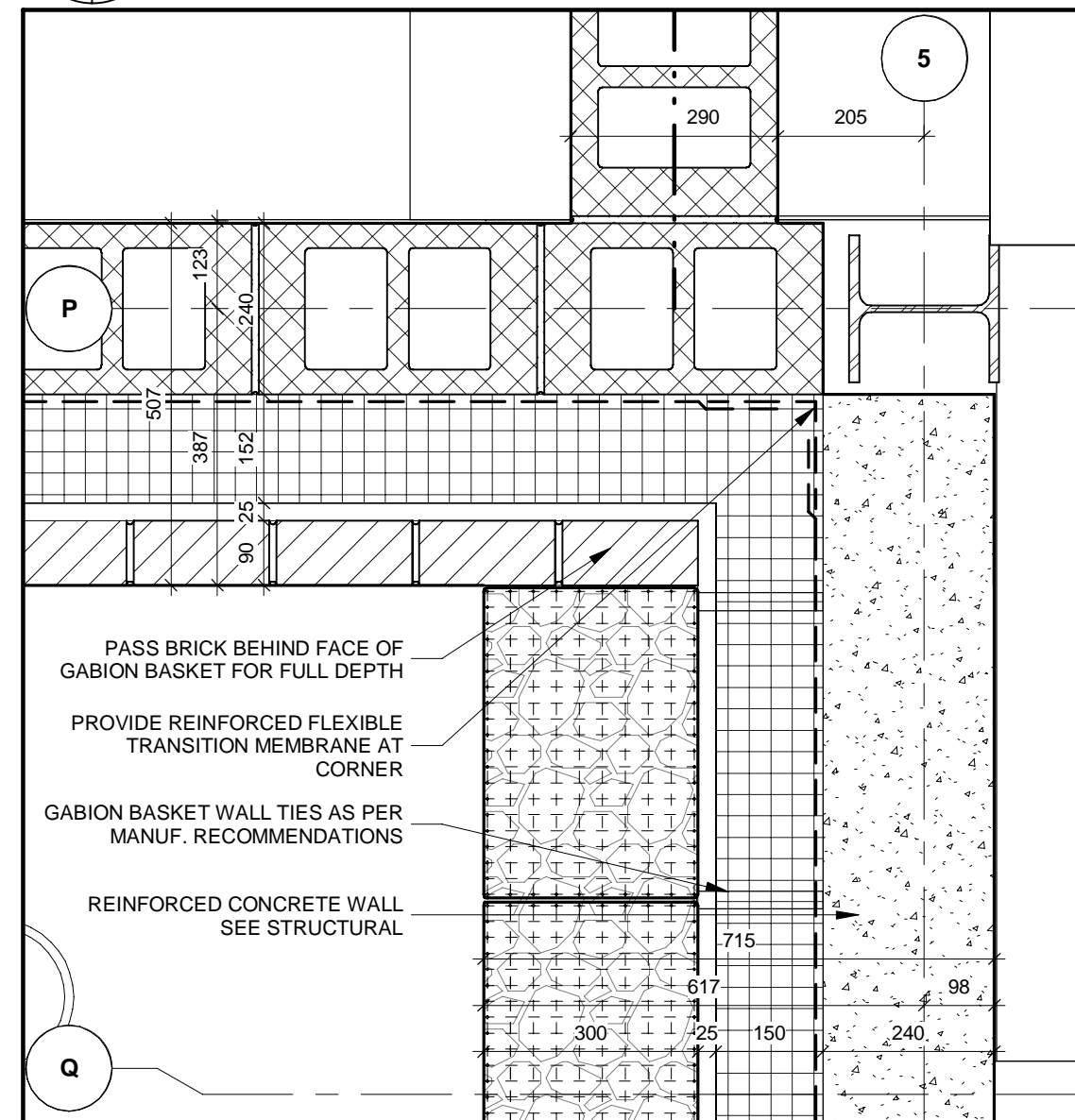
2 PLAN DETAIL
A-201 A-804 1 : 10



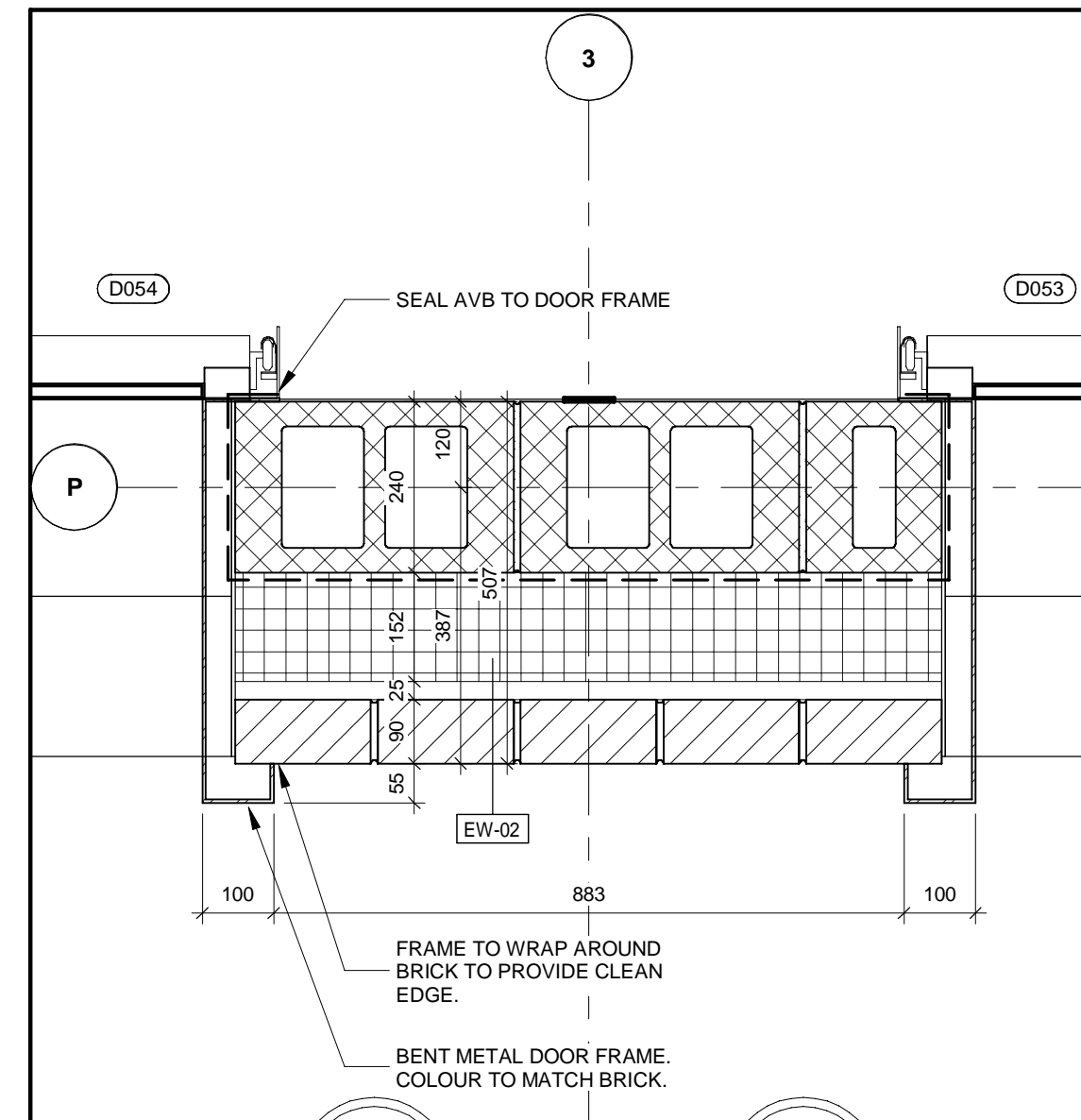
3 PLAN DETAIL
A-201 A-804 1 : 10



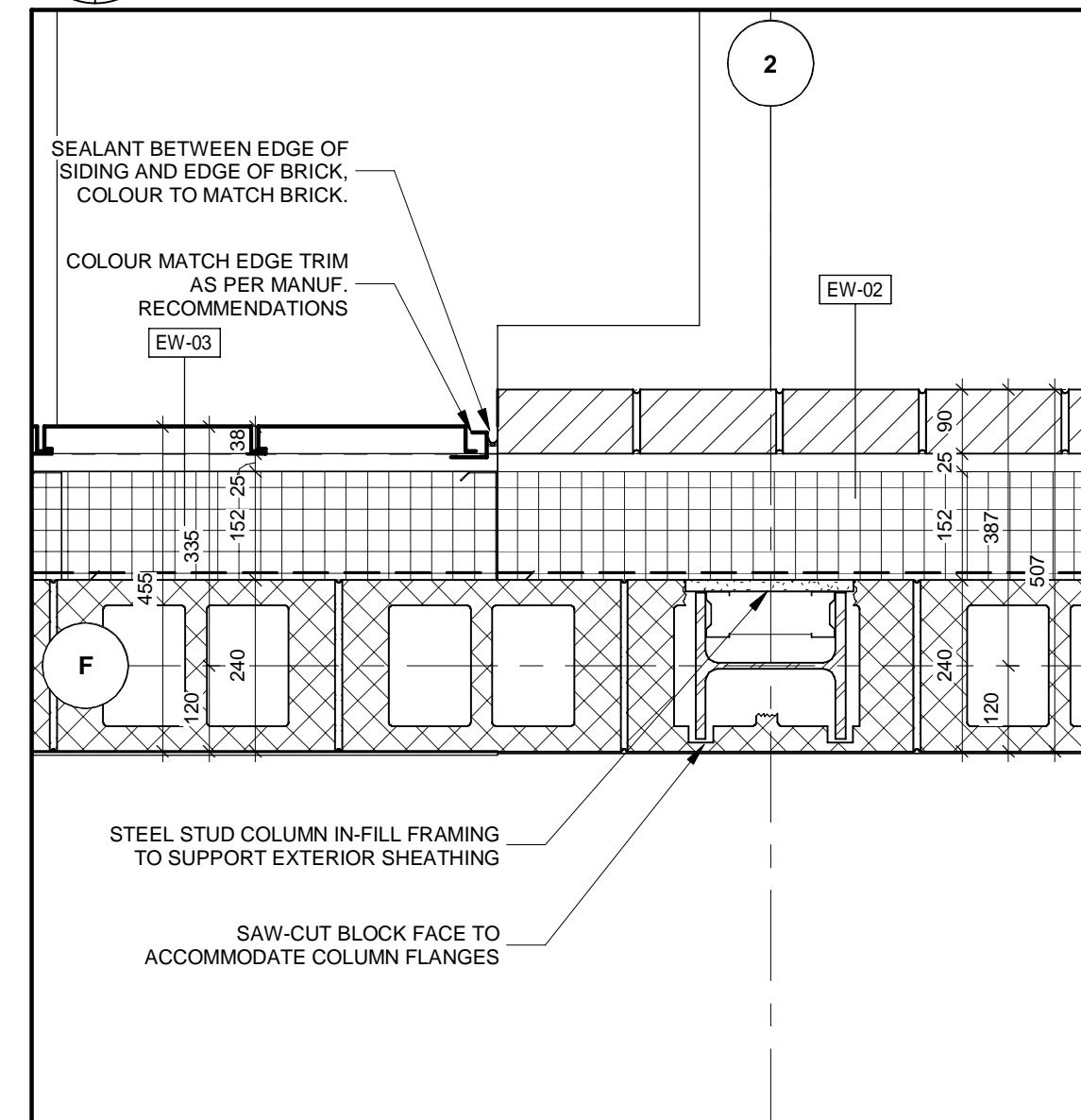
4 PLAN DETAIL
A-201 A-804 1 : 10



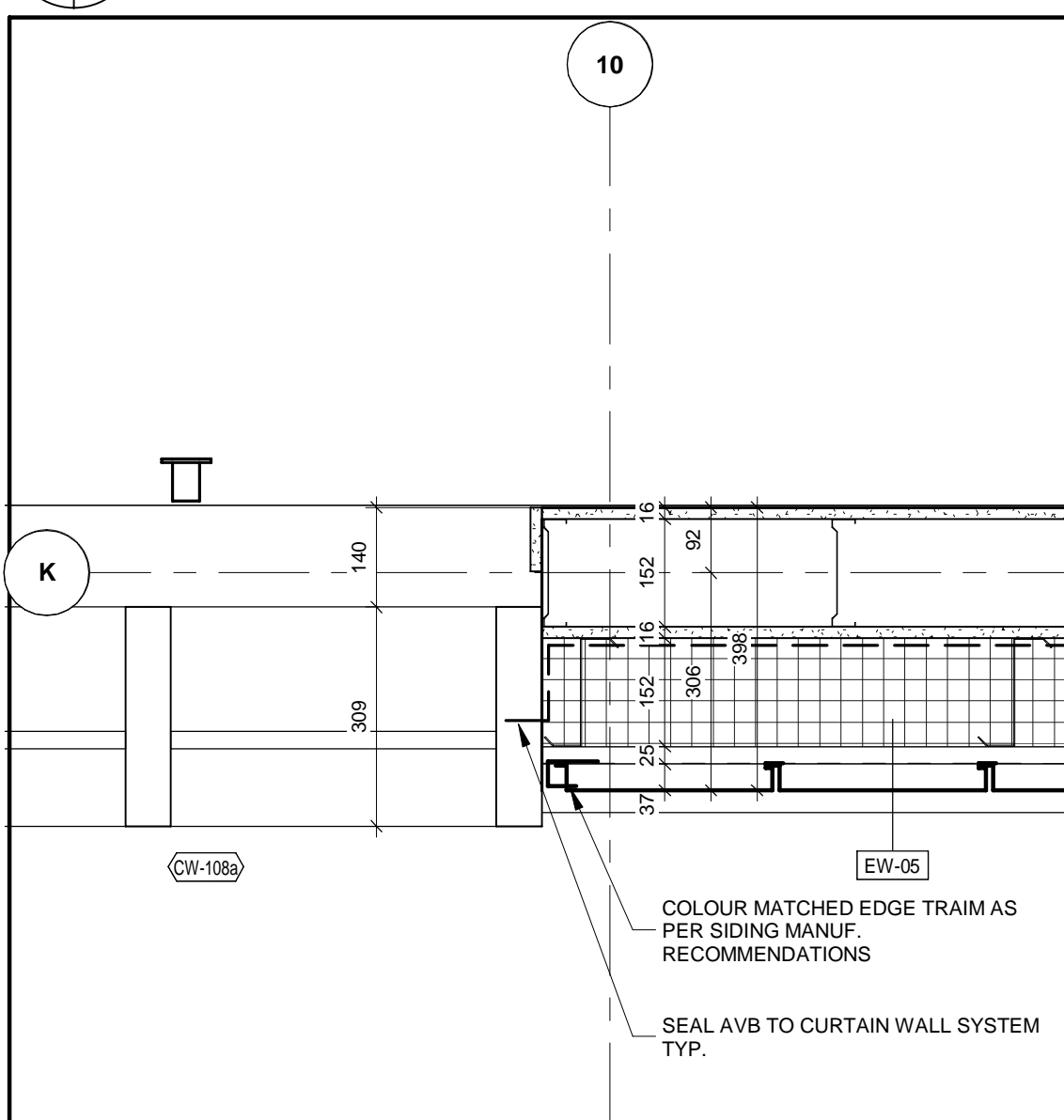
5 PLAN DETAIL
A-201 A-804 1 : 10



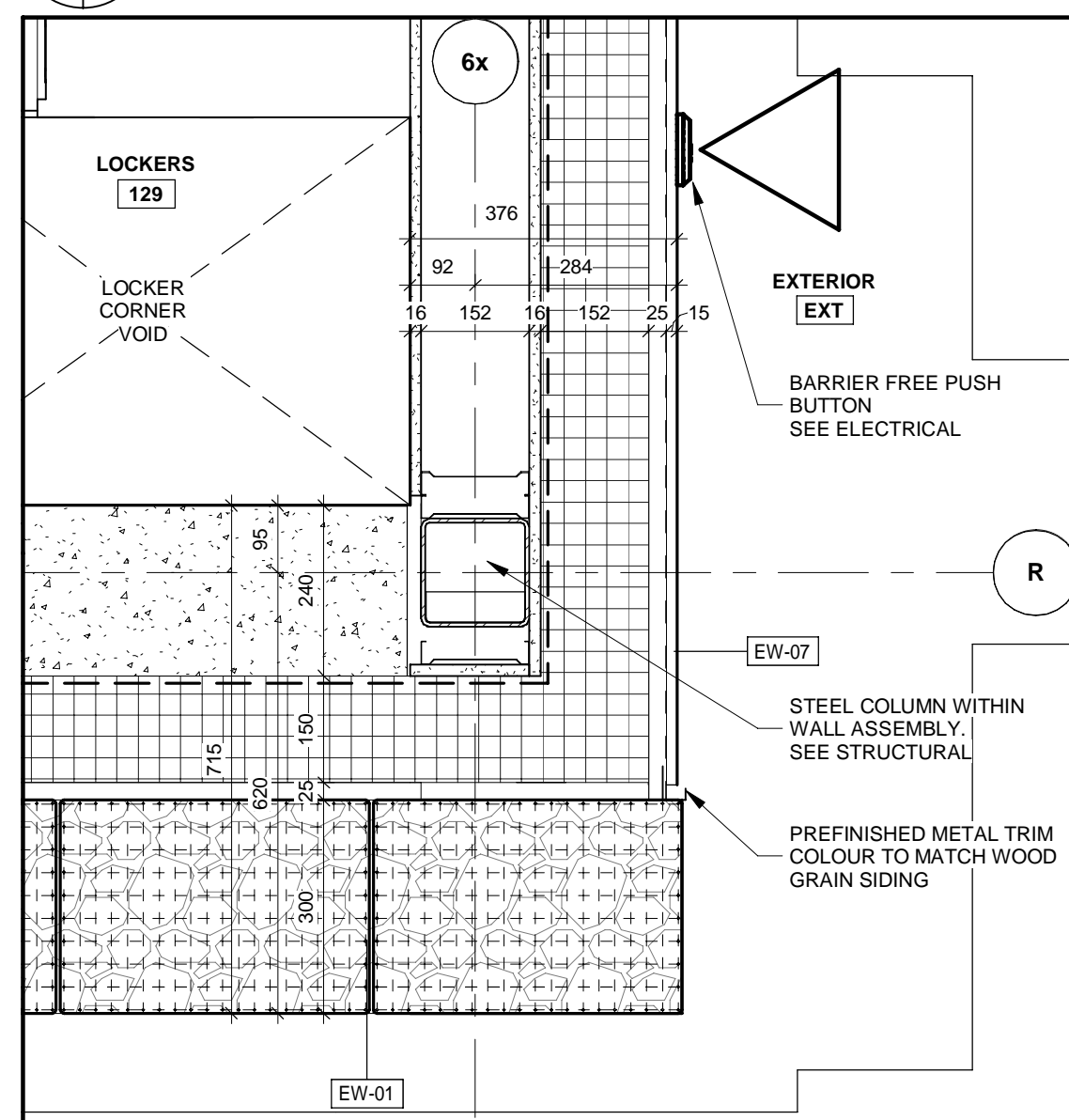
6 PLAN DETAIL
A-201 A-804 1 : 10



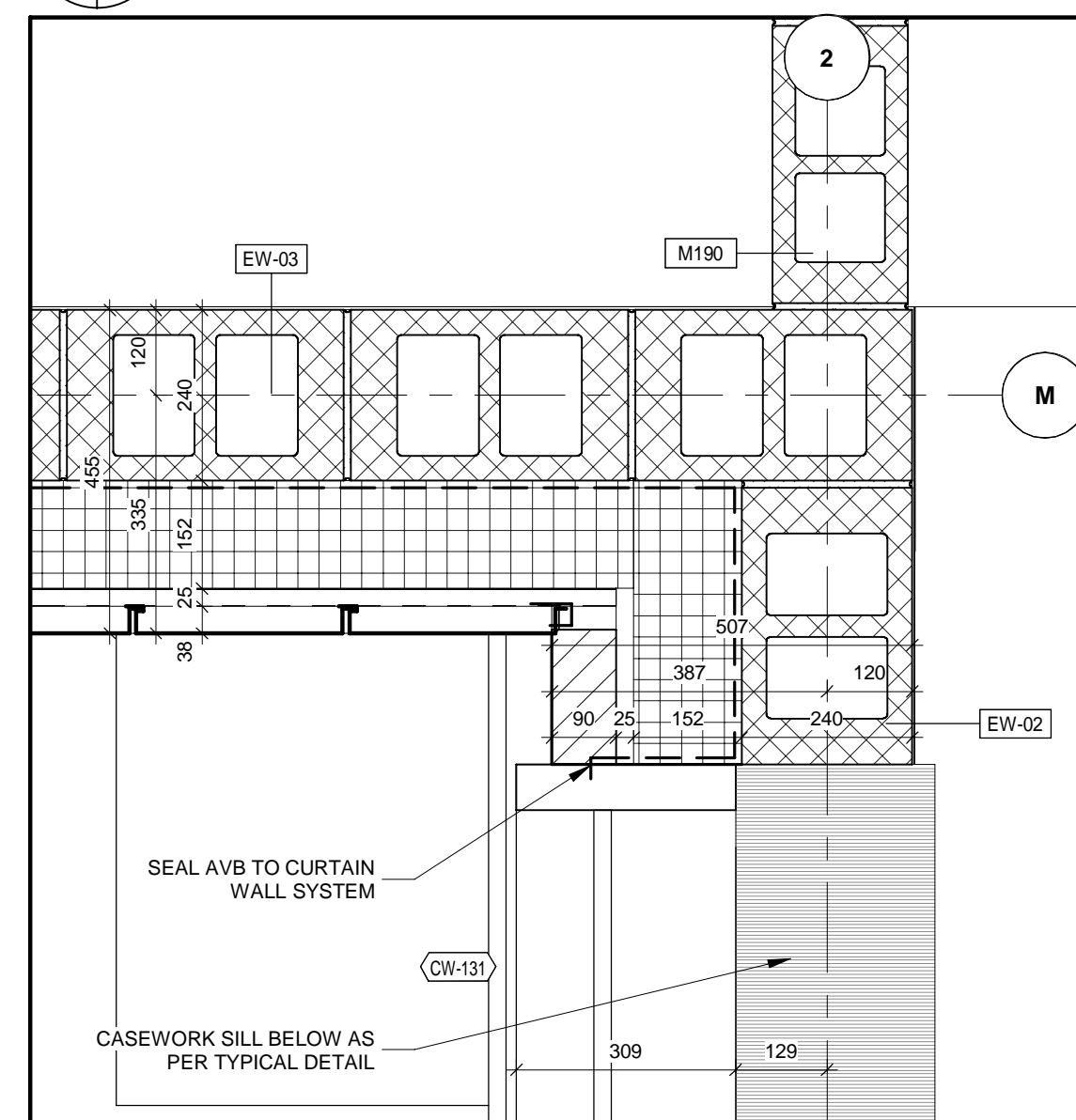
7 PLAN DETAIL
A-201 A-804 1 : 10



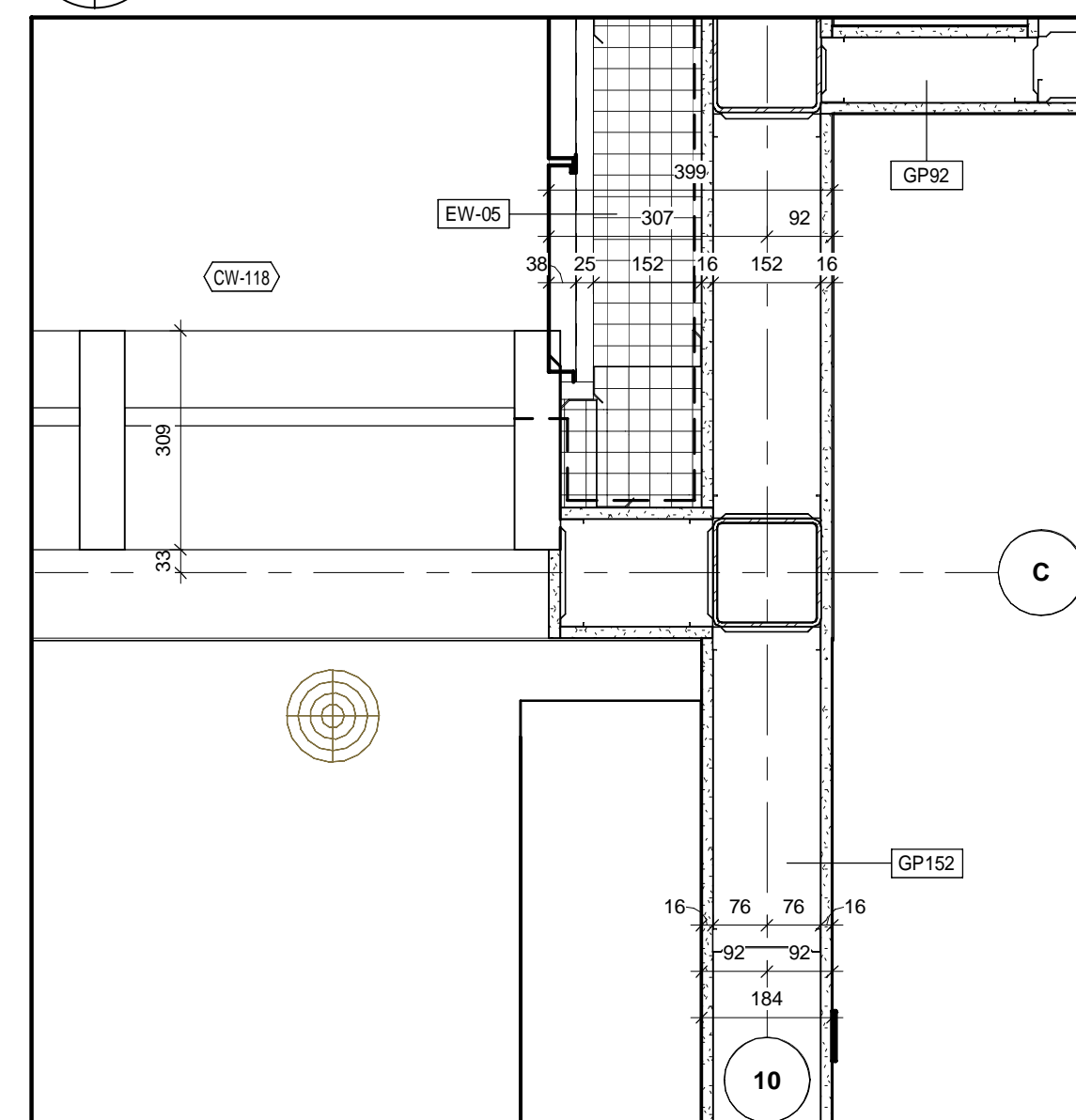
8 PLAN DETAIL
A-201 A-804 1 : 10



9 PLAN DETAIL
A-201 A-804 1 : 10



10 PLAN DETAIL
A-201 A-804 1 : 10



11 PLAN DETAIL
A-201 A-804 1 : 10

ALL MEASUREMENTS ARE TO BE VERIFIED BY THE CONTRACTOR ON SITE AND ANY DISCREPANCIES ARE TO BE REPORTED BEFORE PROCEEDING WITH THE WORK. THE REGION OF DURHAM ASSUMES NO RESPONSIBILITY FOR THE ACCURACY OF THE LOCATION OF EXISTING SERVICES AS INDICATED ON THIS DRAWING. DO NOT SCALE DRAWINGS.

1890 Fifth Concession Rd


CONSULTANT REVISIONS			
NO.	DATE	NAME	REVISIONS

PRIME CONSULTANT

AECOM

AECOM Canada Architects Ltd.
50 Sportsworld Crossing Road, Suite 290
Kitchener, Ontario, N2P 0A4
519 650 5313 tel 519 650 3424 fax
www.aecom.com


SUB CONSULTANT



ONTARIO ASSOCIATION
OF
ARCHITECTS
ROY HOWARD TURNER
LICENCE
4845

DESIGN BY: JC / GG	SCALE: 1 : 10
DRAWN BY: TH / MR	DATE: 10/08/20
CHECKED BY: JC	CONSULTANT PROJECT NO. 60611569
APPROVED BY: RT	CLIENT FILE No.: 811/20

CONTRACT REVISIONS			
1	09/22/21	ISSUED FOR TENDER	
NO	DATE	NAME	REVISIONS



DURHAM
REGION

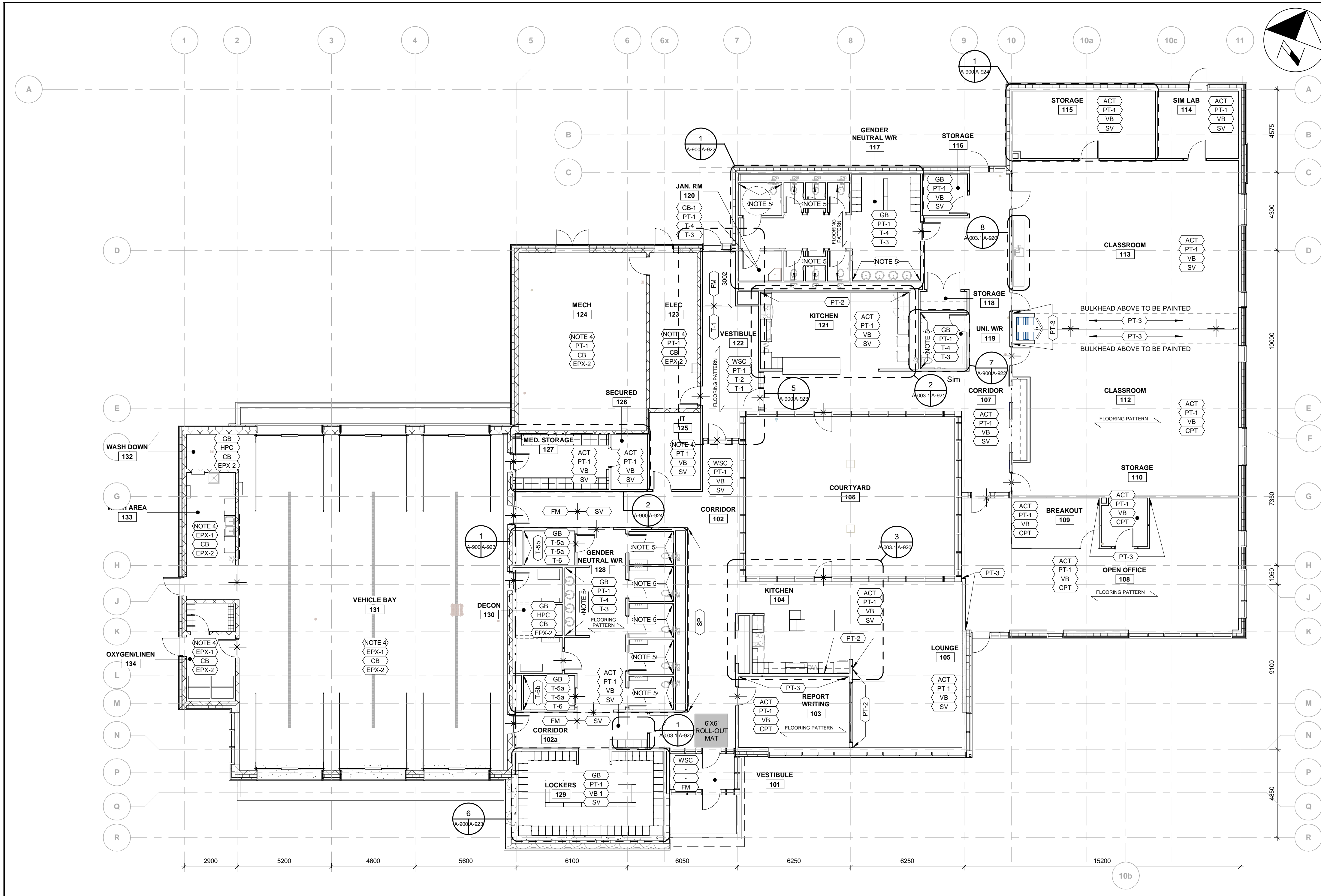
THE REGIONAL MUNICIPALITY
OF DURHAM

WORKS DEPARTMENT

DESIGN, CONSTRUCTION & ASSET MANAGEMENT

NEW SEATON PARAMEDIC STATION
AND TRAINING FACILITY IN PICKERING
PLAN DETAILS

PROPERTY NO.	FACILITIES CODE	FACILITIES PROJECT NO. P061- 18- 01
CONTRACT NO. T- 1160- 2021	DRAWING NO. A- 804	SHEET NO.



1 FINISHES PLAN - PHASE 1
A-900 A-900 1:125

NOTES

- COORDINATE WITH REFLECTED CEILING PLANS.
- REFER TO SCHEDULE OF FINISHES SECTION 09 06 00 AND INTERIOR ELEVATIONS.
- INSTALL HIGH PERFORMANCE COATING UP TO 2200mm AFF. AND PAINT (PT-1) ABOVE.
- EXPOSED CEILING STRUCTURE TO BE PAINTED.
- INSTALL WALL TILE T-5b AS INDICATED ON INTERIOR ELEVATIONS. INDIVIDUAL SHOWER ROOMS TO HAVE WALL TILE TO FINISHED CEILING.

ROOM FINISH LEGEND

NOTE: ALL COLOURS, FINISHES, AND PATTERNS TO BE COORDINATED WITH THE OWNER, ARCHITECT, AND SPECIFICATIONS

CS	SEALED CONCRETE	VB	VINYL BASE
SS-X	SOLID SURFACE	EPX-X	EPOXY COATING
PL-X	PLASTIC LAMINATE	HPC	HIGH PERFORMANCE COATING
T-X	TILE (CERAMIC OR PORCELAIN)	CPT	CARPET TILE
ACT	ACOUSTIC CEILING TILE	PT-X	PAINT
SV	SHEET VINYL	GB	GYPSON BOARD
WSC	WOOD SLAT CEILING	CB	INTEGRATED COVE BASE
FM	WALK-OFF MAT	SP	STONE PANEL WALL

ORDER OF FINISHES

XXX-X	CEILING FINISH
XXX-X	WALL FINISH
XXX-X	BASE FINISH
XXX-X	FLOOR FINISH

SYMBOL LEGEND

✱	DENOTES FLOOR FINISH TRANSITION
⊗	DENOTES FLOOR DRAIN, REFER TO MECHANICAL

ALL MEASUREMENTS ARE TO BE VERIFIED BY THE CONTRACTOR ON SITE AND ANY DISCREPANCIES ARE TO BE REPORTED BEFORE PROCEEDING WITH THE WORK. THE REGION OF DURHAM ASSUMES NO RESPONSIBILITY FOR THE ACCURACY OF THE LOCATION OF EXISTING SERVICES AS INDICATED ON THIS DRAWING. DO NOT SCALE DRAWINGS.

1890 Fifth Concession Rd

CONSULTANT REVISIONS


NO.	DATE	NAME	REVISIONS
-----	------	------	-----------

PRIME CONSULTANT

AECOM

AECOM Canada Architects Ltd.
50 Sportsworld Crossing Road, Suite 290
Kitchener, Ontario, N2P 0A4
519 650 5313 tel 519 650 3424 fax
www.aecom.com

SUB CONSULTANT



DESIGN BY: JC / MF

SCALE: As Indicated

DRAWN BY: MF

DATE: 10/08/20

CHECKED BY: JC

CONSULTANT PROJECT NO. 60611569

APPROVED BY: RT

CLIENT FILE No.: 811/20

CONTRACT REVISIONS

NO	DATE	NAME	REVISIONS
----	------	------	-----------



THE REGIONAL MUNICIPALITY OF DURHAM

WORKS DEPARTMENT
DESIGN, CONSTRUCTION & ASSET MANAGEMENT

NEW SEATON PARAMEDIC STATION AND TRAINING FACILITY IN PICKERING
INTERIOR FINISHES - PHASE 1

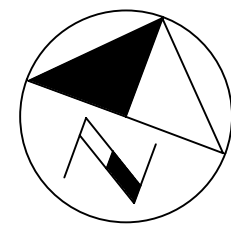
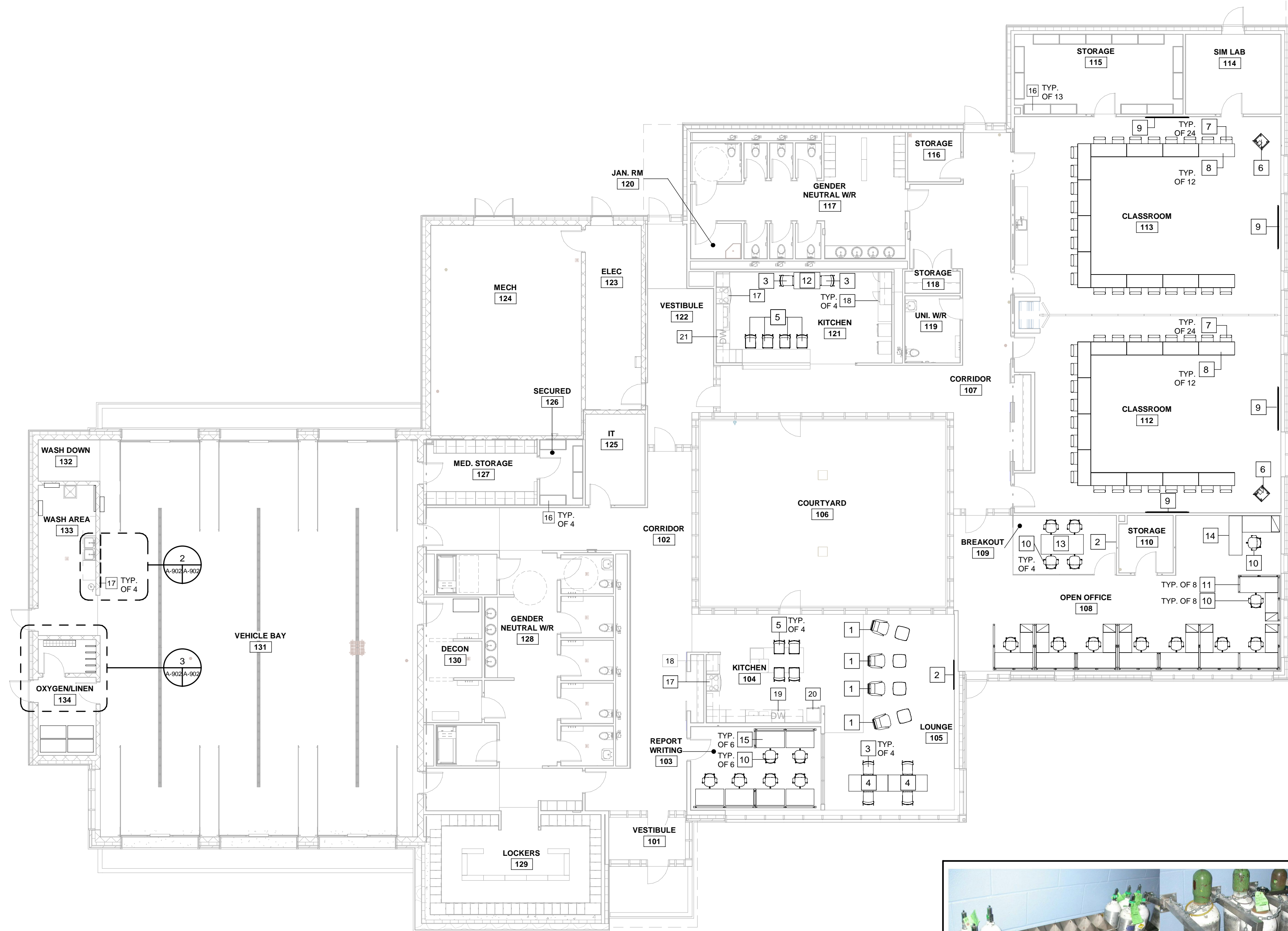
PROPERTY NO.	FACILITIES CODE	FACILITIES PROJECT NO. PO61- 18- 01
CONTRACT NO. T- 1160- 2021	DRAWING NO. A- 900	SHEET NO.

BIM 300/JBP-AMER (CAN) 60611569-Station RDFS-A.rvt

FURNITURE AND EQUIPMENT LEGEND

NOTE: ALL COLOURS AND FINISHES TO BE COORDINATED WITH THE OWNER, ARCHITECT, AND SPECIFICATIONS

- 1 LOUNGE CHAIRS WITH OTTOMAN, BY FURNITURE VENDOR
- 2 55" TV MONITOR, PURCHASED BY OWNER, CONTRACTOR TO INSTALL
- 3 CHAIR, BY FURNITURE VENDOR
- 4 TABLE - 60"X30", BY FURNITURE VENDOR
- 5 BAR STOOL, BY FURNITURE VENDOR
- 6 PODIUM, BY FURNITURE VENDOR
- 7 TRAINING ROOM CHAIR, BY FURNITURE VENDOR
- 8 TRAINING ROOM TABLE, BY FURNITURE VENDOR
- 9 85" TV MONITOR, PURCHASED BY OWNER, CONTRACTOR TO INSTALL
- 10 OFFICE CHAIR, BY FURNITURE VENDOR
- 11 OPEN OFFICE WORKSTATION, BY FURNITURE VENDOR
- 12 TABLE - 48"X30", BY FURNITURE VENDOR
- 13 TABLE - 78"X36", BY FURNITURE VENDOR
- 14 PRIVATE OFFICE WORKSTATION, BY FURNITURE VENDOR
- 15 REPORT WRITING WORKSTATION, BY FURNITURE VENDOR
- 16 METAL SHELVES, BY OWNER
- 17 STOVE, SEE EQUIPMENT SCHEDULE
- 18 MICROWAVE, SEE EQUIPMENT SCHEDULE
- 19 DISHWASHER (KITCHEN 104), SEE EQUIPMENT SCHEDULE
- 20 REFRIGERATOR, SEE EQUIPMENT SCHEDULE
- 21 DISHWASHER (KITCHEN 121), SEE EQUIPMENT SCHEDULE
- 22 BACKBOARD HANGER
- 23 OXYGEN TANK STORAGE RACKS

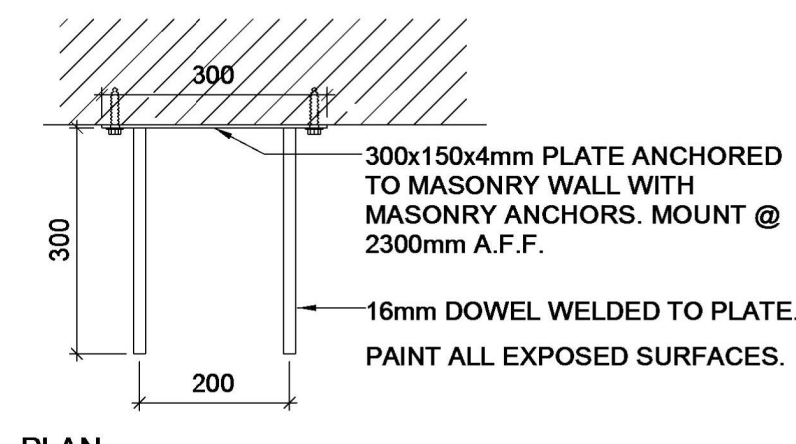


1 FURNITURE AND EQUIPMENT PLAN - PHASE 1

EQUIPMENT SCHEDULE					
Mark	Description	Manufacturer	Model	Comments	Material and Finish
17	STOVE	AMANA	YACR4303MFW	SOIC (Supplied by Owner, Installed by Contractor)	Appliance - Stainless Steel
18	MICROWAVE	PANASONIC	NN-SD9655S	SOIC (Supplied by Owner, Installed by Contractor)	Appliance - Stainless Steel
19	DISHWASHER (KITCHEN 104)	MAYTAG	MDB9979SK	ROUGH-IN WITH PLUMBING AND POWER, FOR FUTURE OWNER INSTALLATION	Appliance - Stainless Steel
20	REFRIGERATOR	MAYTAG	MDB9979SK	SOIC (Supplied by Owner, Installed by Contractor)	Appliance - Stainless Steel
21	DISHWASHER (KITCHEN 121)	GE APPLIANCES	GBT632SSMSS	ADA SOIC (Supplied by Owner, Installed by Contractor)	Appliance - Stainless Steel



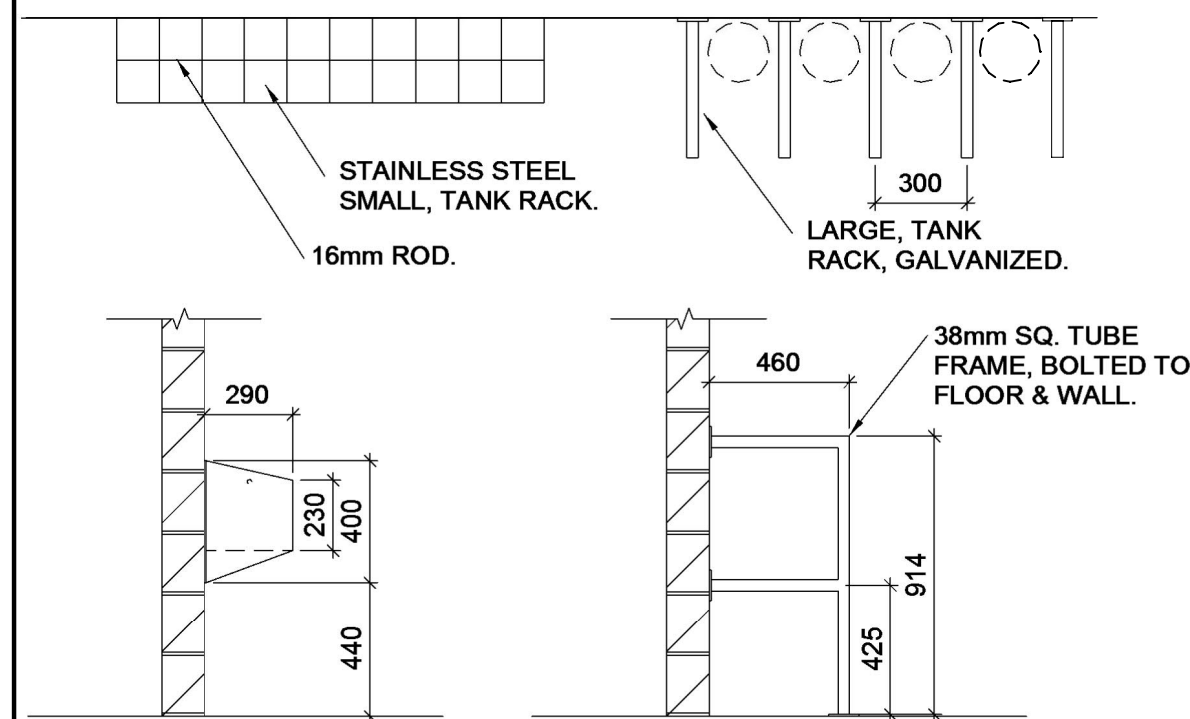
ELEVATION



PLAN

2 BACKBOARD HANGER

A-902 A-902 1 : 10



3 TANK STORAGE

A-902 A-902 1 : 25

ALL MEASUREMENTS ARE TO BE VERIFIED BY THE CONTRACTOR ON SITE AND ANY DISCREPANCIES ARE TO BE REPORTED BEFORE PROCEEDING WITH THE WORK. THE REGION OF DURHAM ASSUMES NO RESPONSIBILITY FOR THE ACCURACY OF THE LOCATION OF EXISTING SERVICES AS INDICATED ON THIS DRAWING. DO NOT SCALE DRAWINGS.

1890 Fifth Concession Rd


CONSULTANT REVISIONS

NO. DATE NAME REVISIONS

PRIME CONSULTANT

AECOM

AECOM Canada Architects Ltd.
50 Sportsworld Crossing Road, Suite 290
Kitchener, Ontario, N2P 0A4
519 650 5313 tel 519 650 3424 fax
www.aecom.com



SUB CONSULTANT

DESIGN BY: JC / MF

SCALE: As Indicated

DRAWN BY: PP

DATE: 11/19/20

CHECKED BY: JC

CONSULTANT PROJECT NO. 60611569

APPROVED BY: RT

CLIENT FILE No.: 811/20

CONTRACT REVISIONS

1 09/22/21 ISSUED FOR TENDER

NO DATE NAME REVISIONS



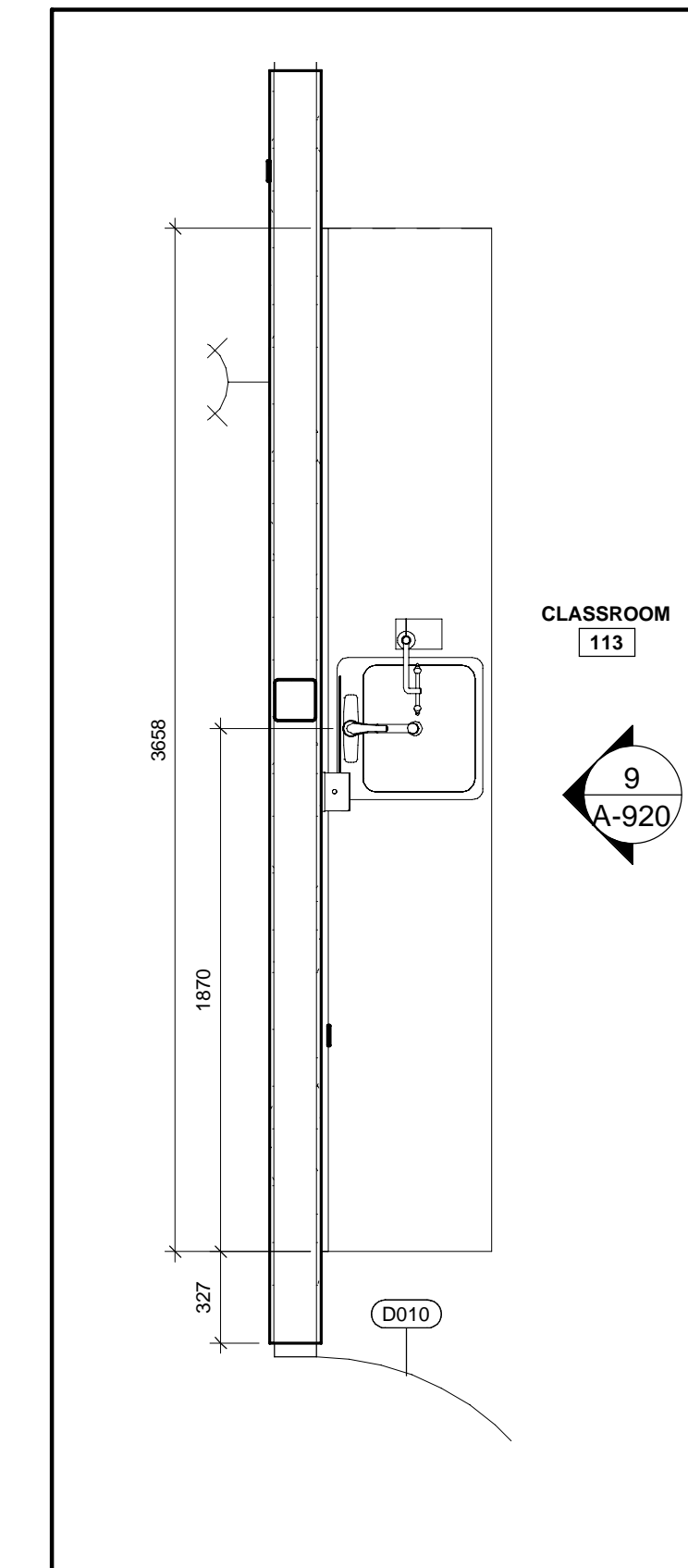
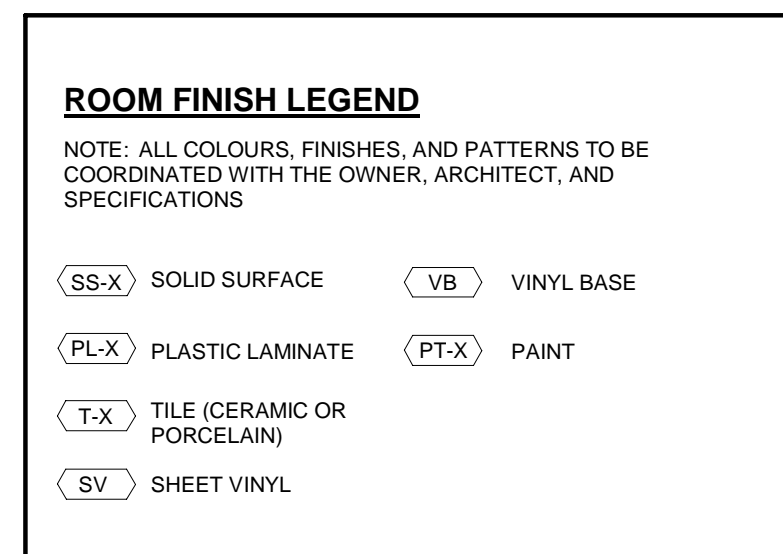
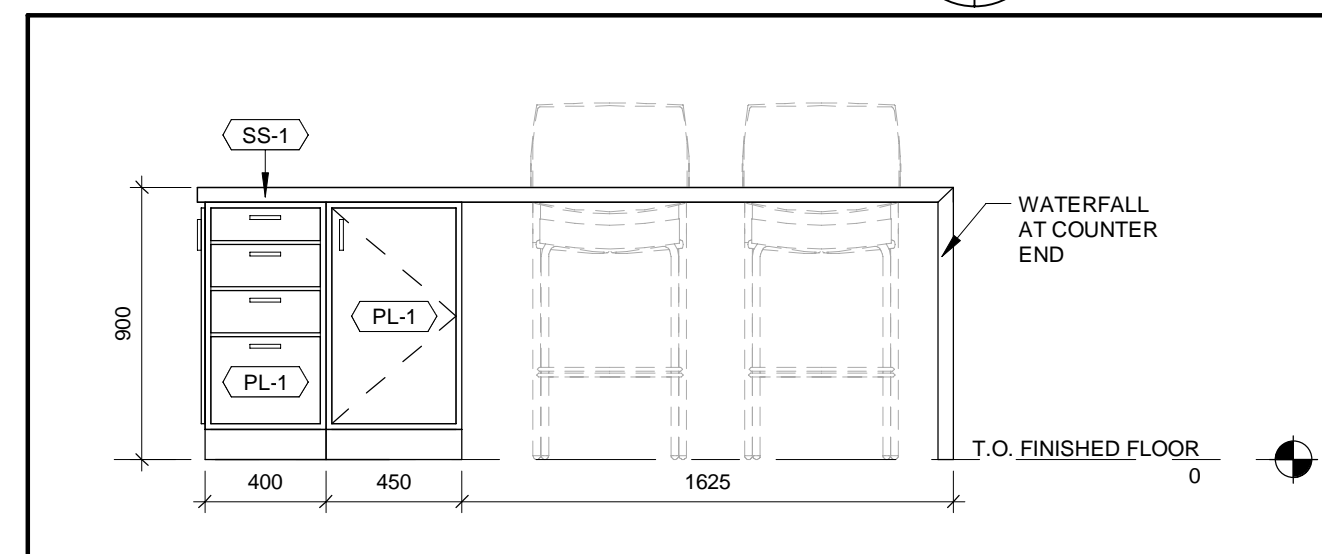
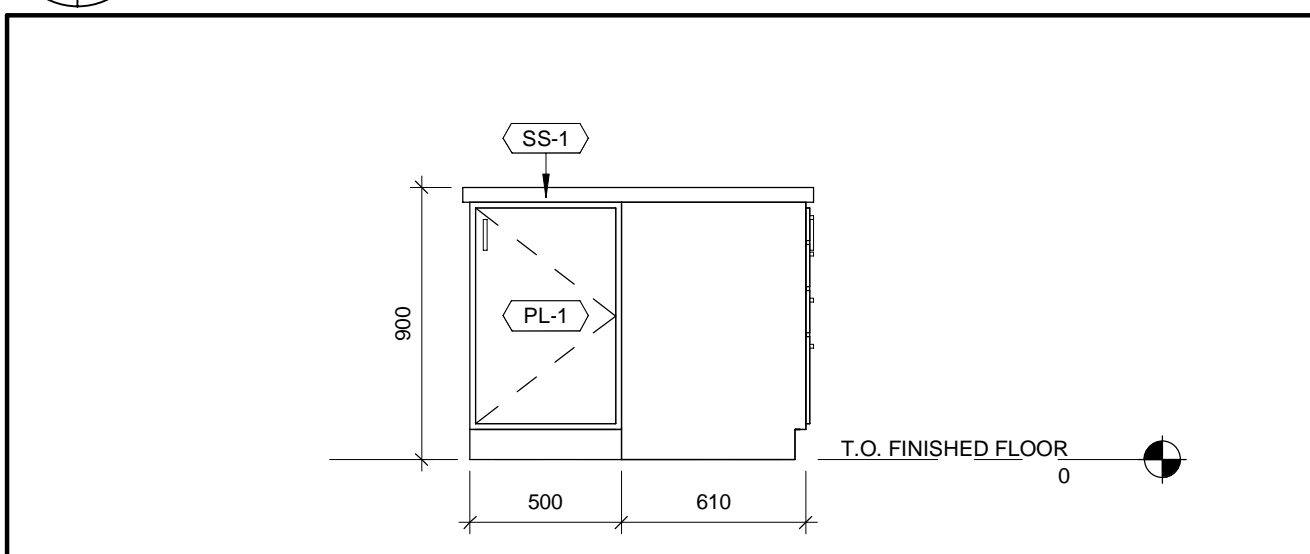
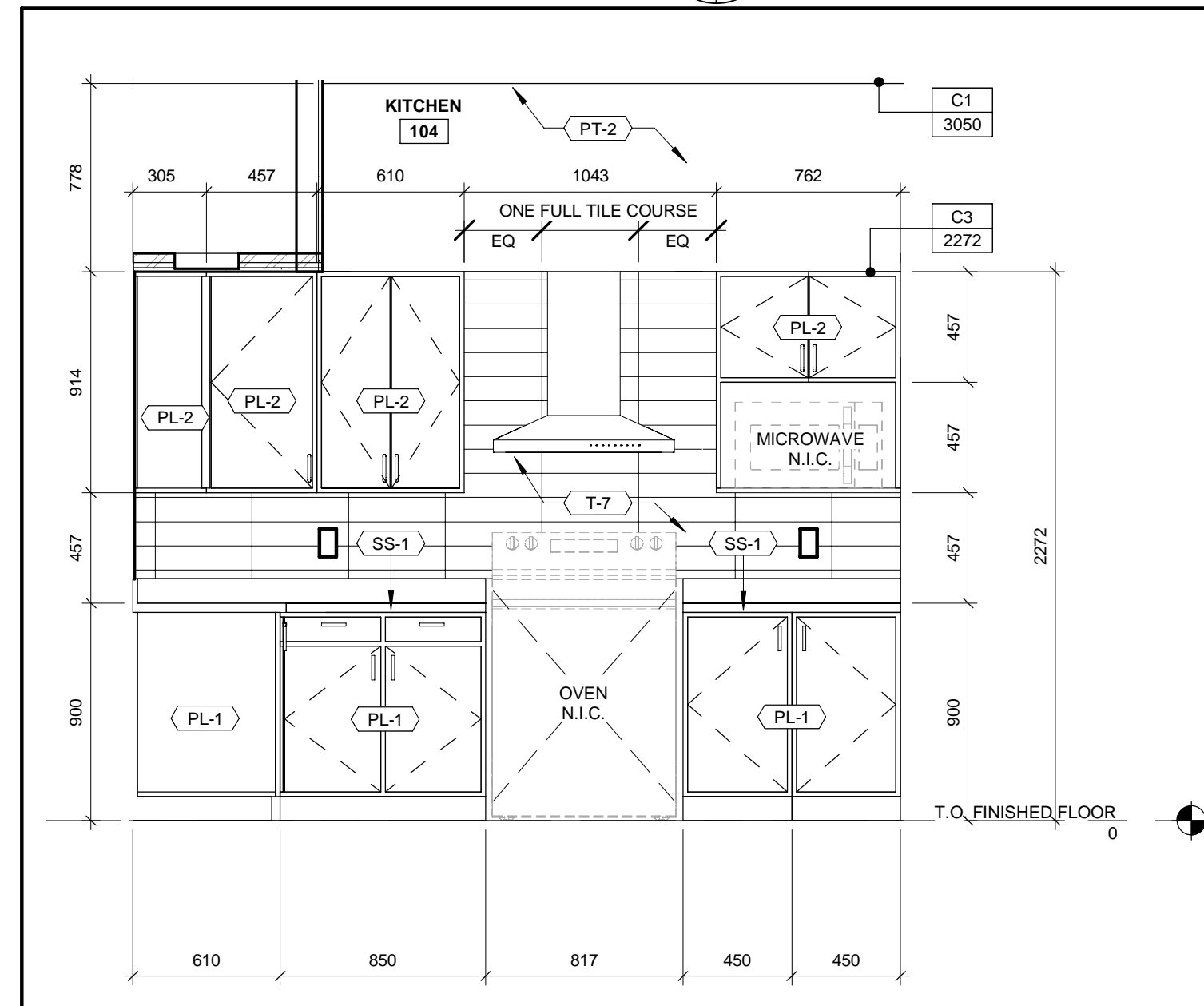
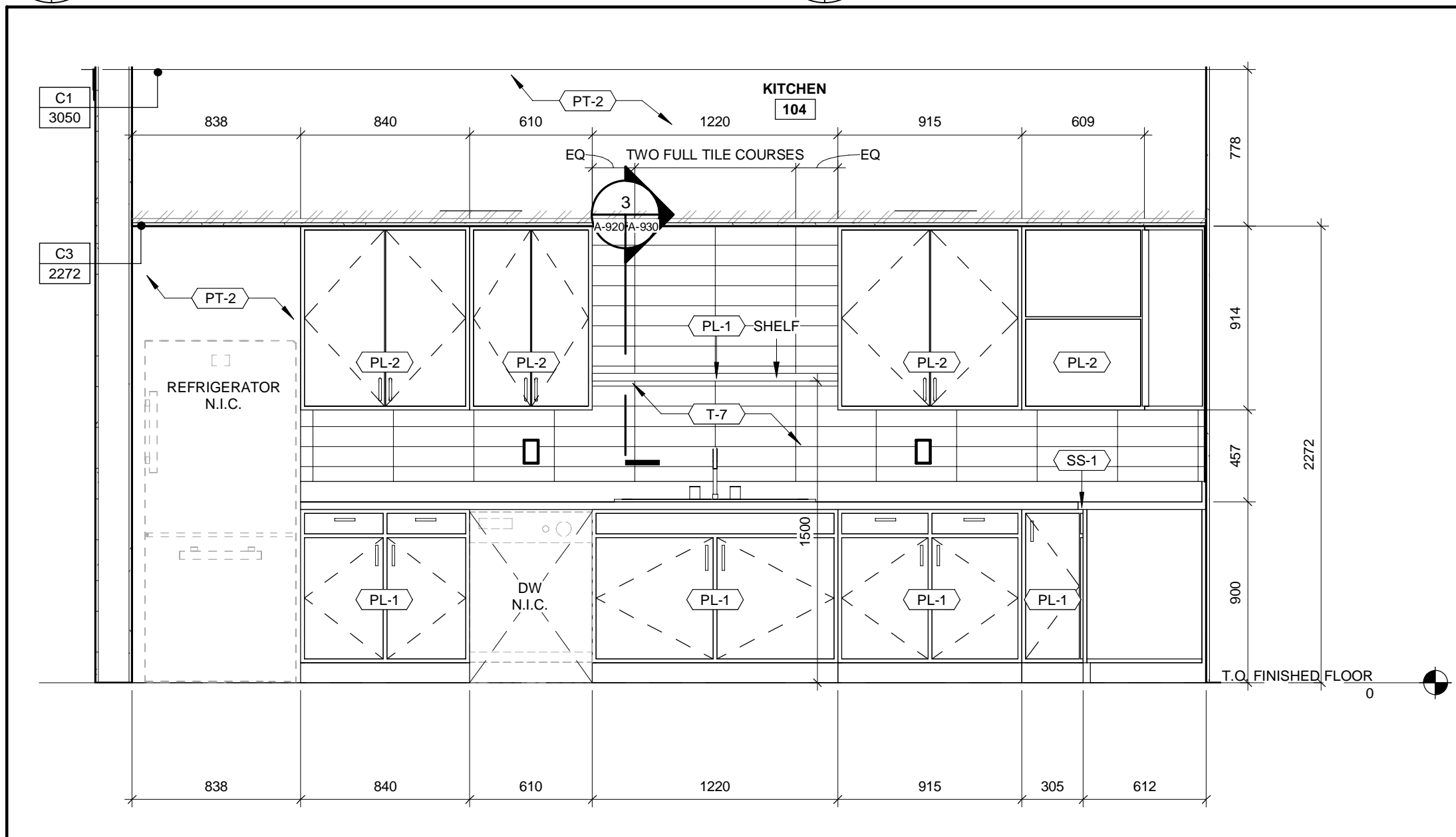
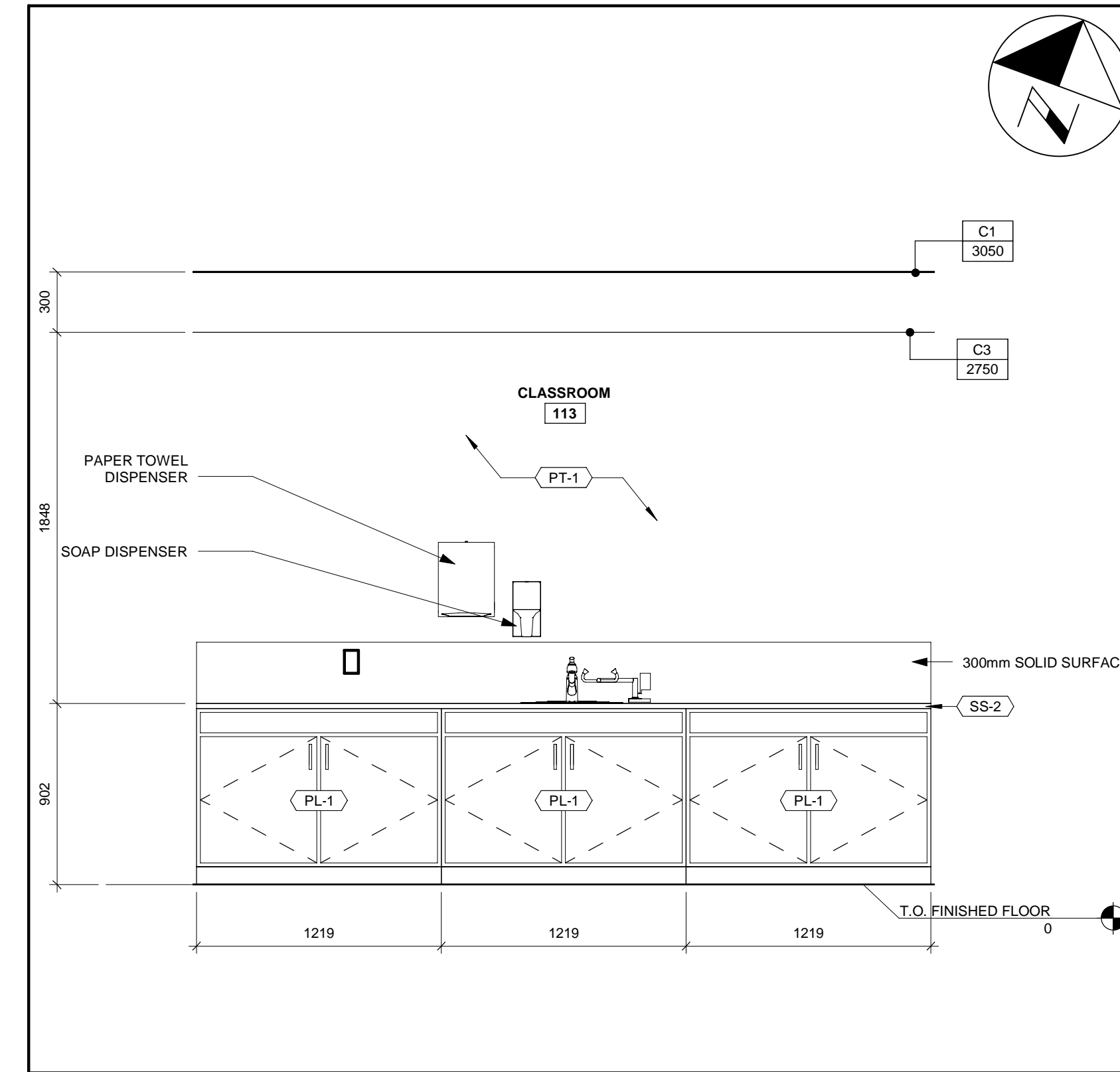
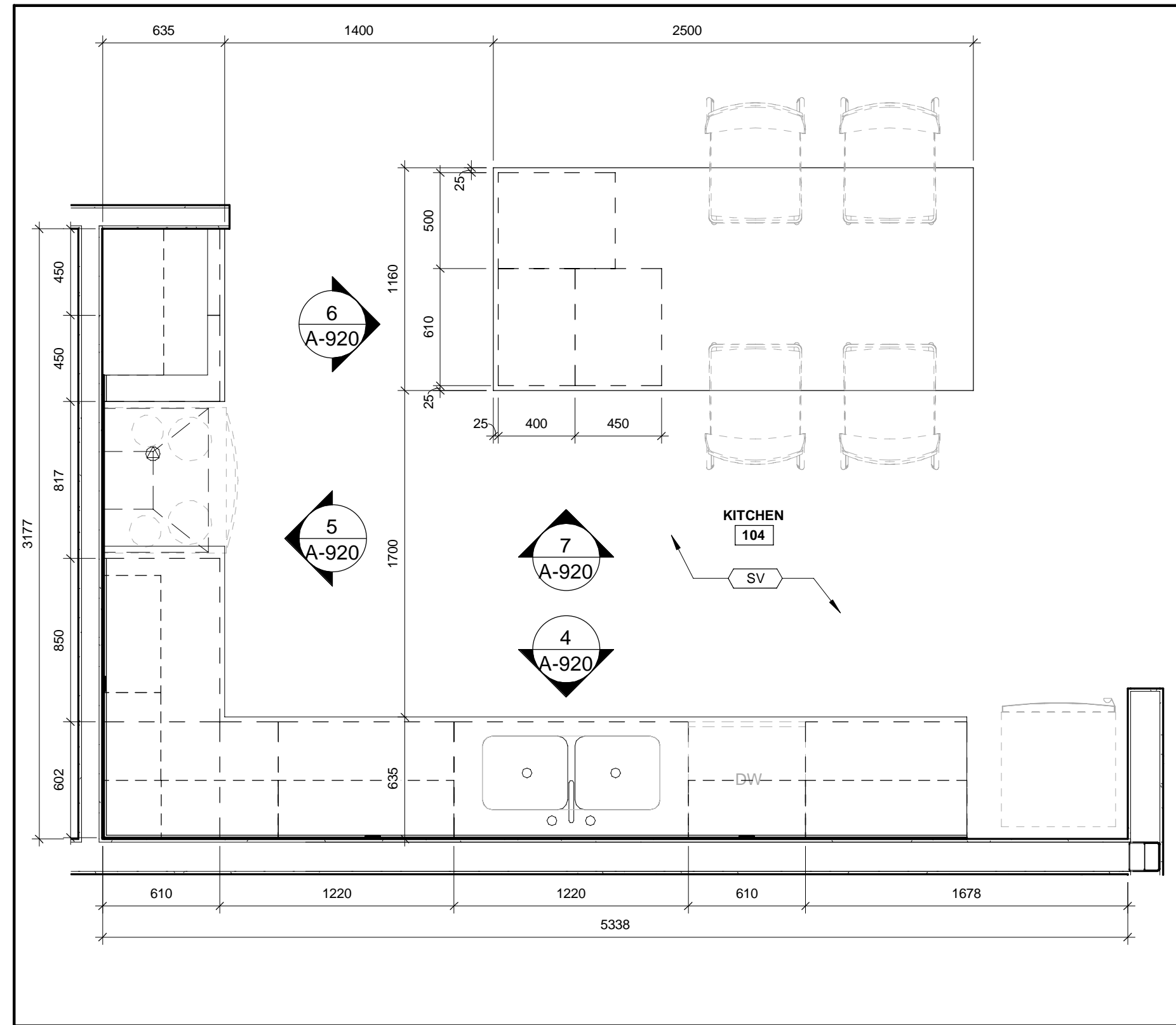
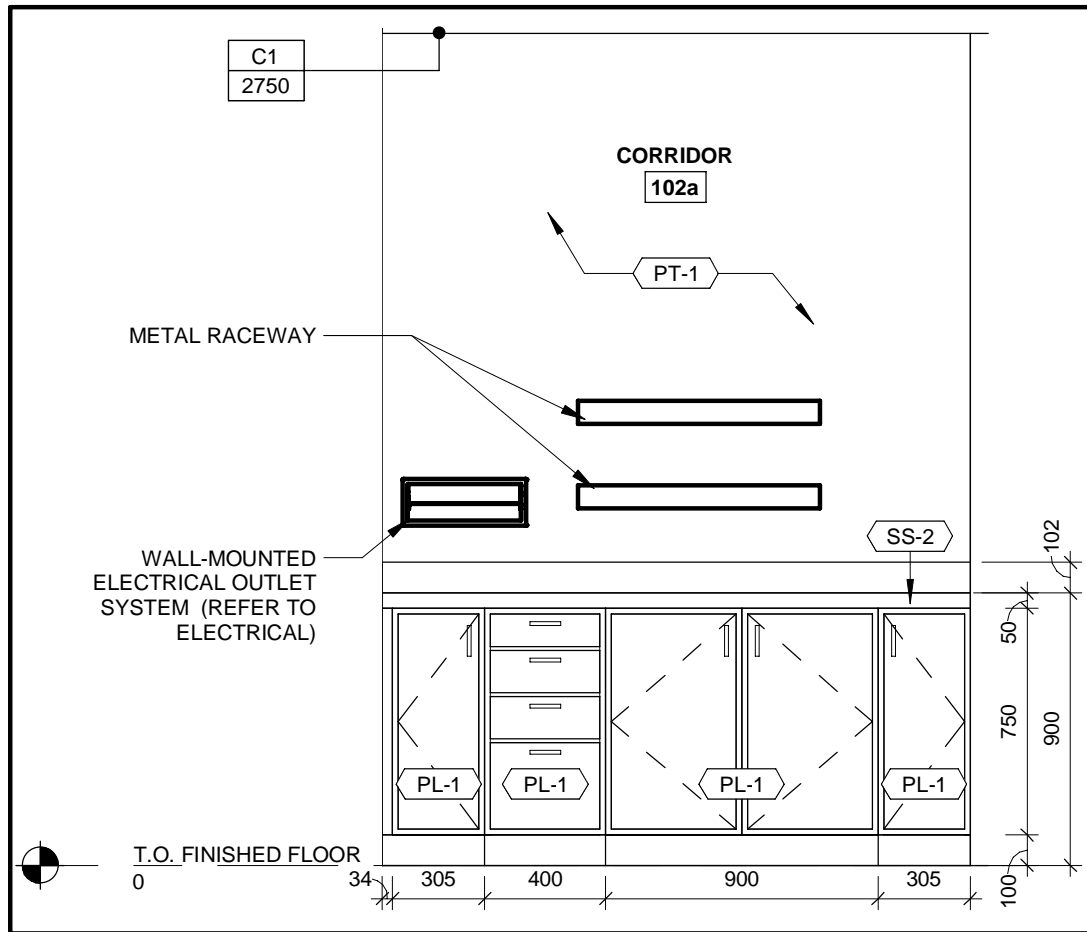
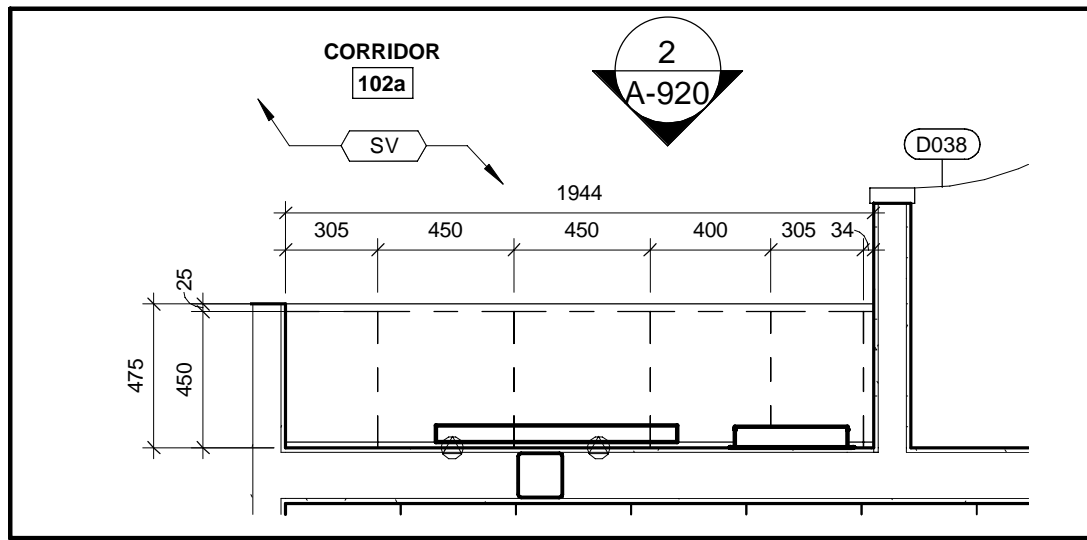
THE REGIONAL MUNICIPALITY OF DURHAM

WORKS DEPARTMENT
DESIGN, CONSTRUCTION & ASSET MANAGEMENT

NEW SEATON PARAMEDIC STATION AND TRAINING FACILITY IN PICKERING FURNITURE AND EQUIPMENT PLAN - PHASE 1

PROPERTY NO. FACILITIES CODE FACILITIES PROJECT NO. PO61- 18- 01

CONTRACT NO. T- 1160- 2021 DRAWING NO. A- 902 SHEET NO.



ALL MEASUREMENTS ARE TO BE VERIFIED BY THE CONTRACTOR ON SITE AND ANY DISCREPANCIES ARE TO BE REPORTED BEFORE PROCEEDING WITH THE WORK. THE REGION OF DURHAM ASSUMES NO RESPONSIBILITY FOR THE ACCURACY OF THE LOCATION OF EXISTING SERVICES AS INDICATED ON THIS DRAWING. DO NOT SCALE DRAWINGS.

1890 Fifth Concession Rd

NO.	DATE	NAME	REVISIONS

PRIME CONSULTANT

AECOM

AECOM Canada Architects Ltd.
50 Sportsworld Crossing Road, Suite 290
Kitchener, Ontario, N2P 0A4
519 650 5313 tel 519 650 3424 fax
www.aecom.com

SUB CONSULTANT

ONTARIO ASSOCIATION OF ARCHITECTS
ROY HOWARD TURNER
LICENCE 4845

DESIGN BY: JC / MF	SCALE: As Indicated
DRAWN BY: PP	DATE: 10/08/20
CHECKED BY: JC	CONSULTANT PROJECT NO. 60611569
APPROVED BY: RT	CLIENT FILE No.: 811/20

CONTRACT REVISIONS				
	1	09/22/21	ISSUED FOR TENDER	
	NO	DATE	NAME	REVISIONS

DURHAM REGION

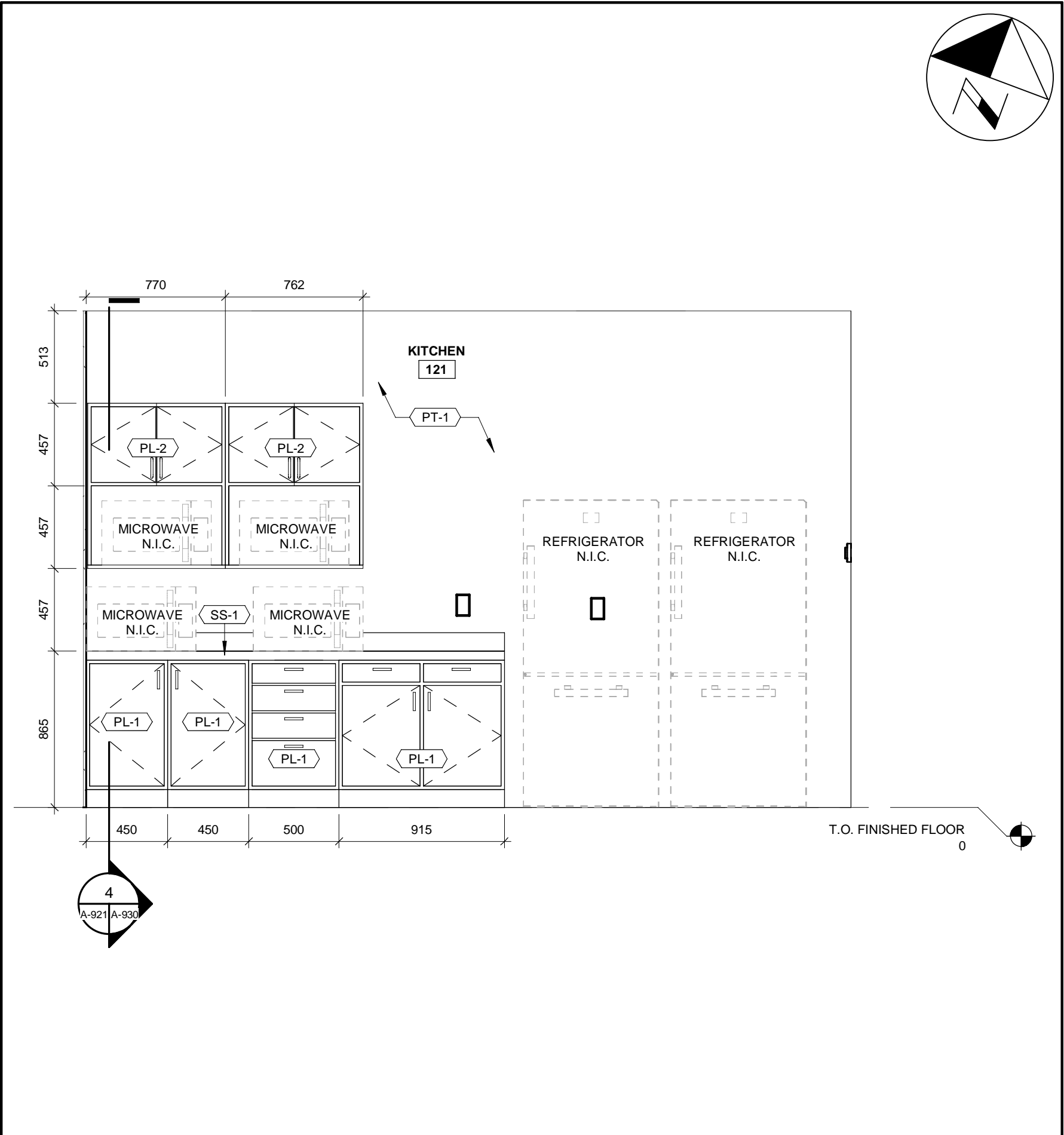
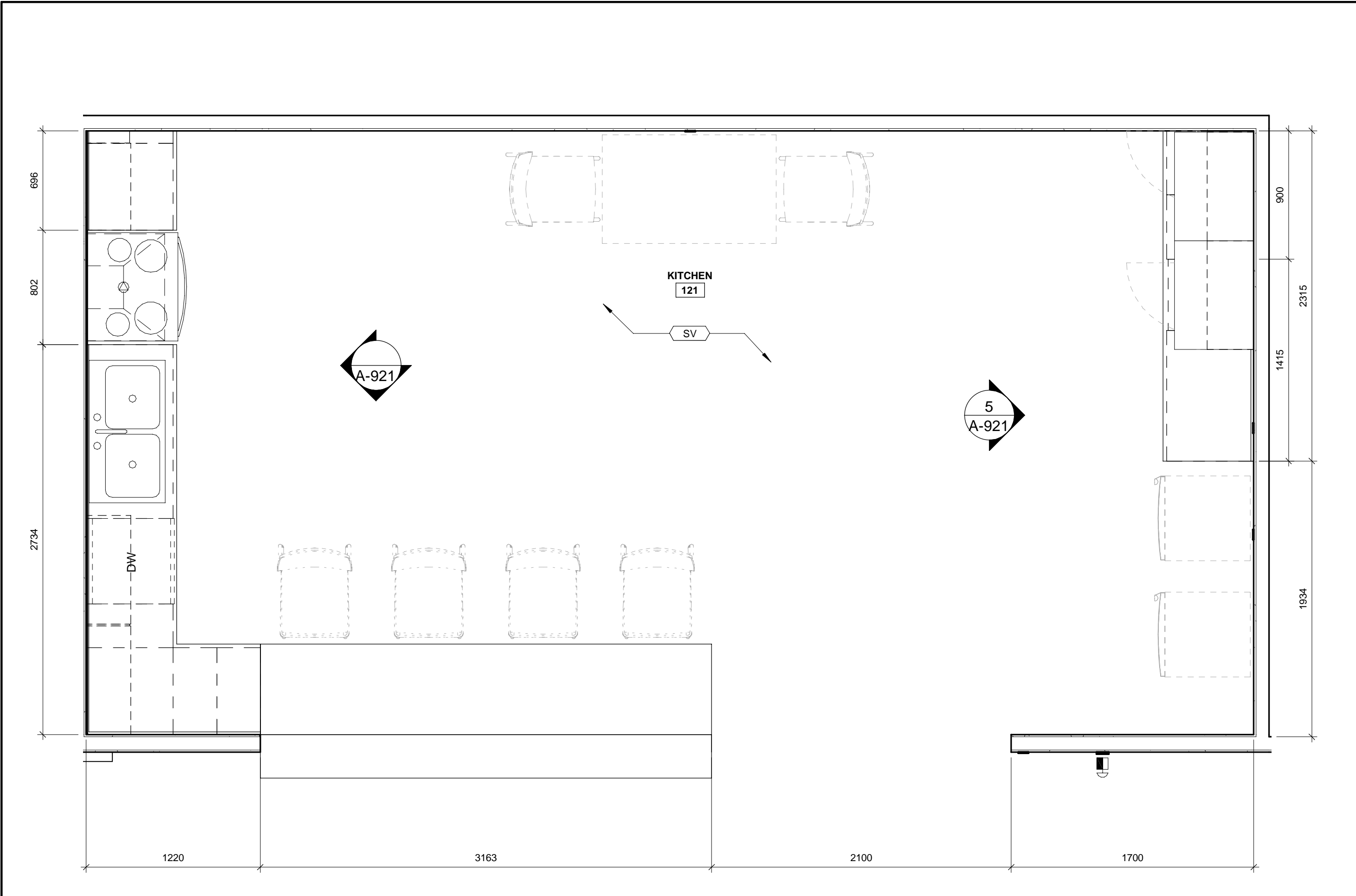
THE REGIONAL MUNICIPALITY OF DURHAM

WORKS DEPARTMENT
DESIGN, CONSTRUCTION & ASSET MANAGEMENT

NEW SEATON PARAMEDIC STATION AND TRAINING FACILITY IN PICKERING

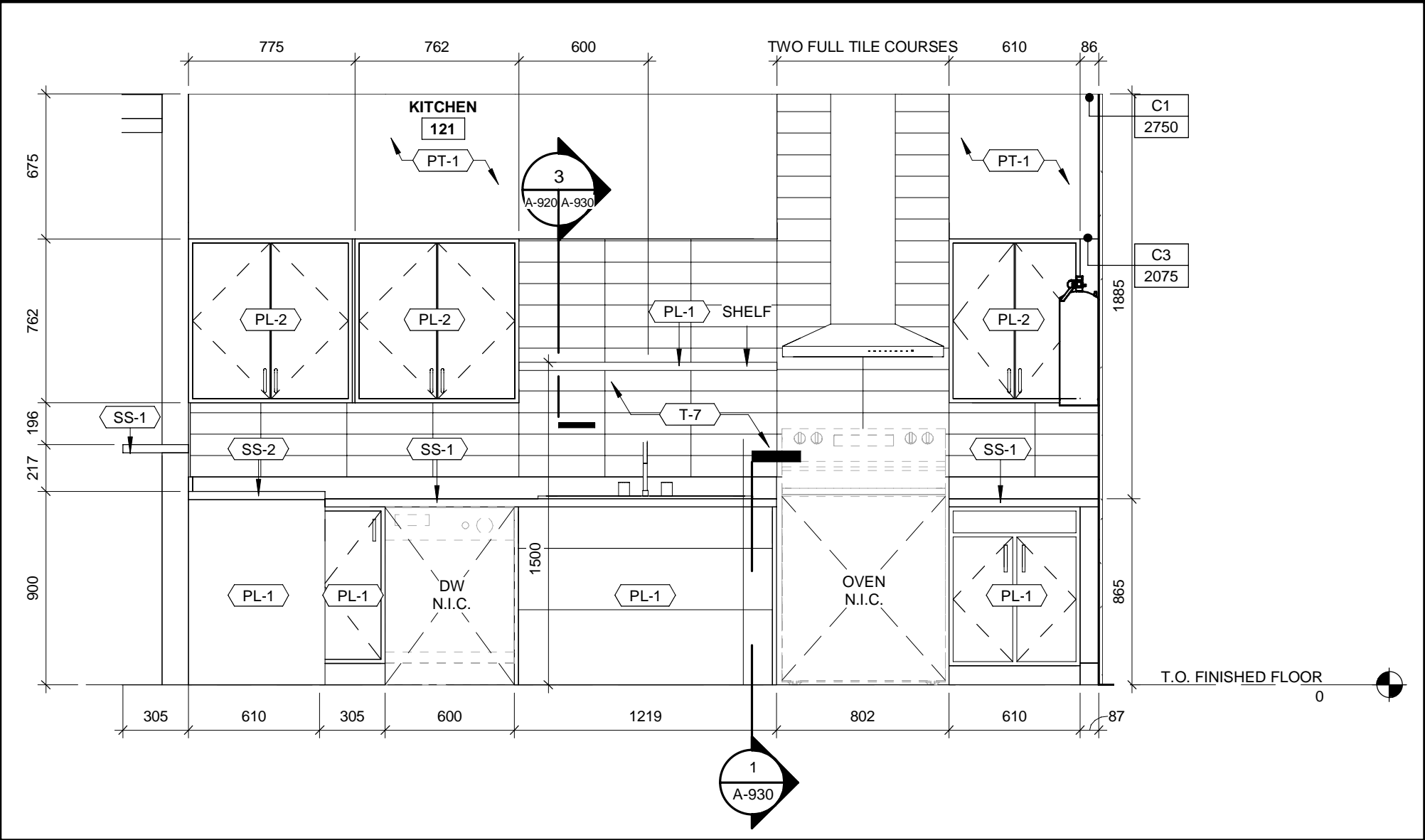
INTERIOR ELEVATIONS AND MILLWORK

PROPERTY NO.	FACILITIES CODE	FACILITIES PROJECT NO. PO61- 18- 01
CONTRACT NO. T- 1160- 2021	DRAWING NO. A- 920	SHEET NO.

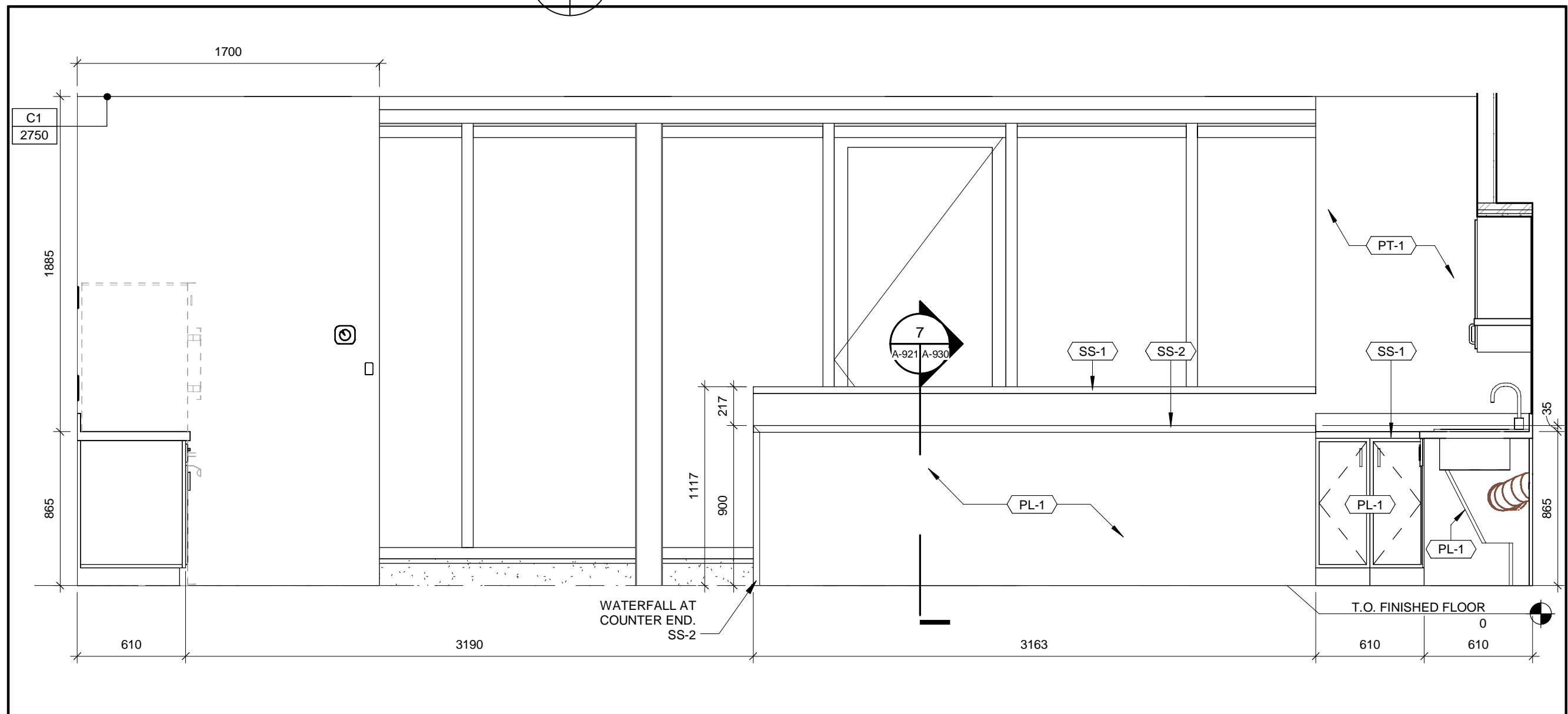


2 ENLARGED PLAN AND MILLWORK MW004
A-003.1 A-921 1 : 25

5 INTERIOR ELEVATION AND MILLWORK MW004 - WEST
A-202 A-921 1 : 25



4 INTERIOR ELEVATION AND MILLWORK MW004 - EAST
A-202 A-921 1 : 25



6 INTERIOR ELEVATIONS AND MILLWORK
A-202 A-921 1 : 25

ROOM FINISH LEGEND

NOTE: ALL COLOURS, FINISHES, AND PATTERNS TO BE COORDINATED WITH THE OWNER, ARCHITECT, AND SPECIFICATIONS

- SS-X SOLID SURFACE VB VINYL BASE
PL-X PLASTIC LAMINATE PT-X PAINT
T-X TILE (CERAMIC OR PORCELAIN)
SV SHEET VINYL

ALL MEASUREMENTS ARE TO BE VERIFIED BY THE CONTRACTOR ON SITE AND ANY DISCREPANCIES ARE TO BE REPORTED BEFORE PROCEEDING WITH THE WORK. THE REGION OF DURHAM ASSUMES NO RESPONSIBILITY FOR THE ACCURACY OF THE LOCATION OF EXISTING SERVICES AS INDICATED ON THIS DRAWING. DO NOT SCALE DRAWINGS.


1890 Fifth Concession Rd

CONSULTANT REVISIONS			
NO.	DATE	NAME	REVISIONS

PRIME CONSULTANT

AECOM

AECOM Canada Architects Ltd.
50 Sportsworld Crossing Road, Suite 290
Kitchener, Ontario, N2P 0A4
519 650 5313 tel 519 650 3424 fax
www.aecom.com



SUB CONSULTANT

DESIGN BY: JC / MF	SCALE: As Indicated
DRAWN BY: PP	DATE: 11/26/20
CHECKED BY: JC	CONSULTANT PROJECT NO. 60611569
APPROVED BY: RT	CLIENT FILE No.: 811/20

CONTRACT REVISIONS			
NO	DATE	NAME	REVISIONS
1	09/22/21	ISSUED FOR TENDER	

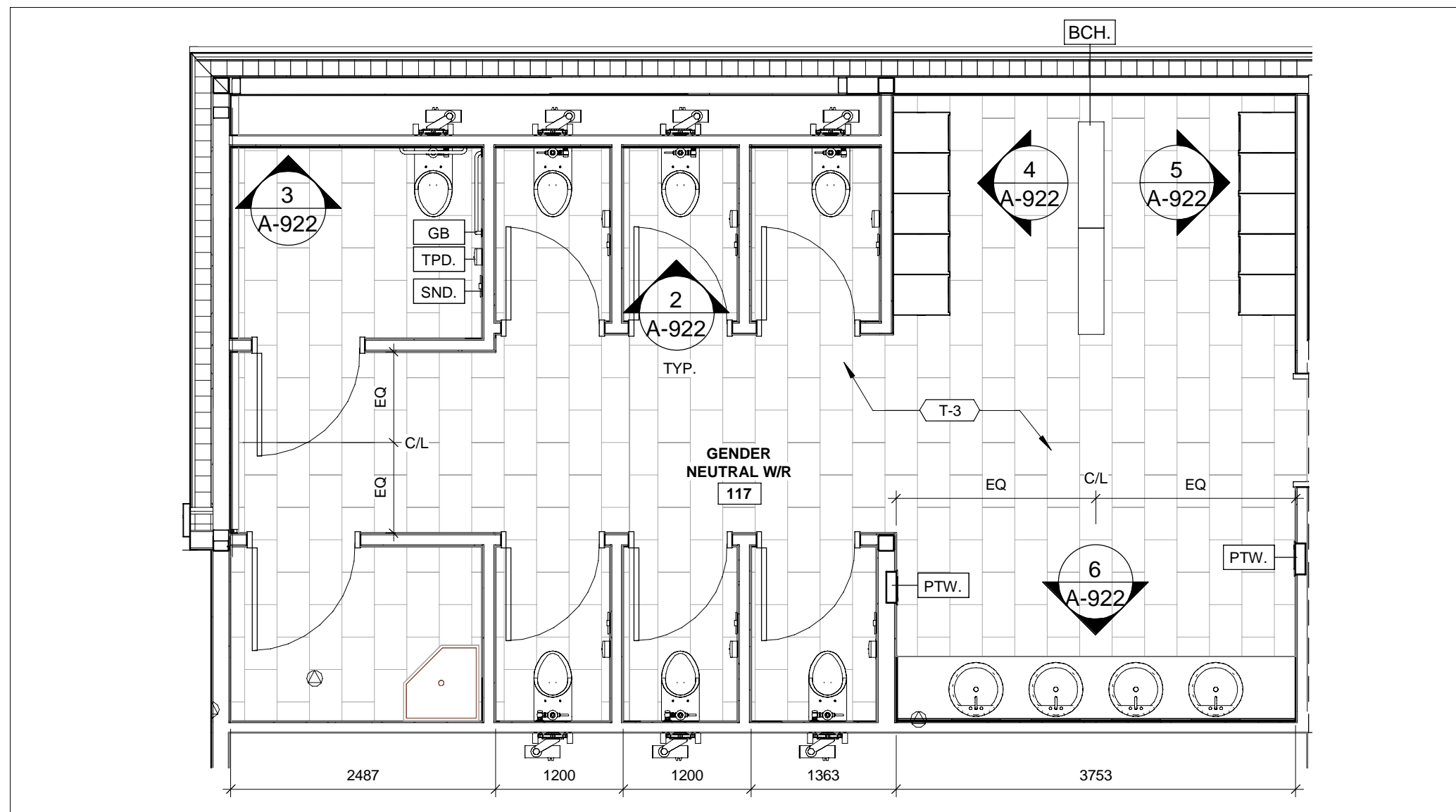


THE REGIONAL MUNICIPALITY OF DURHAM

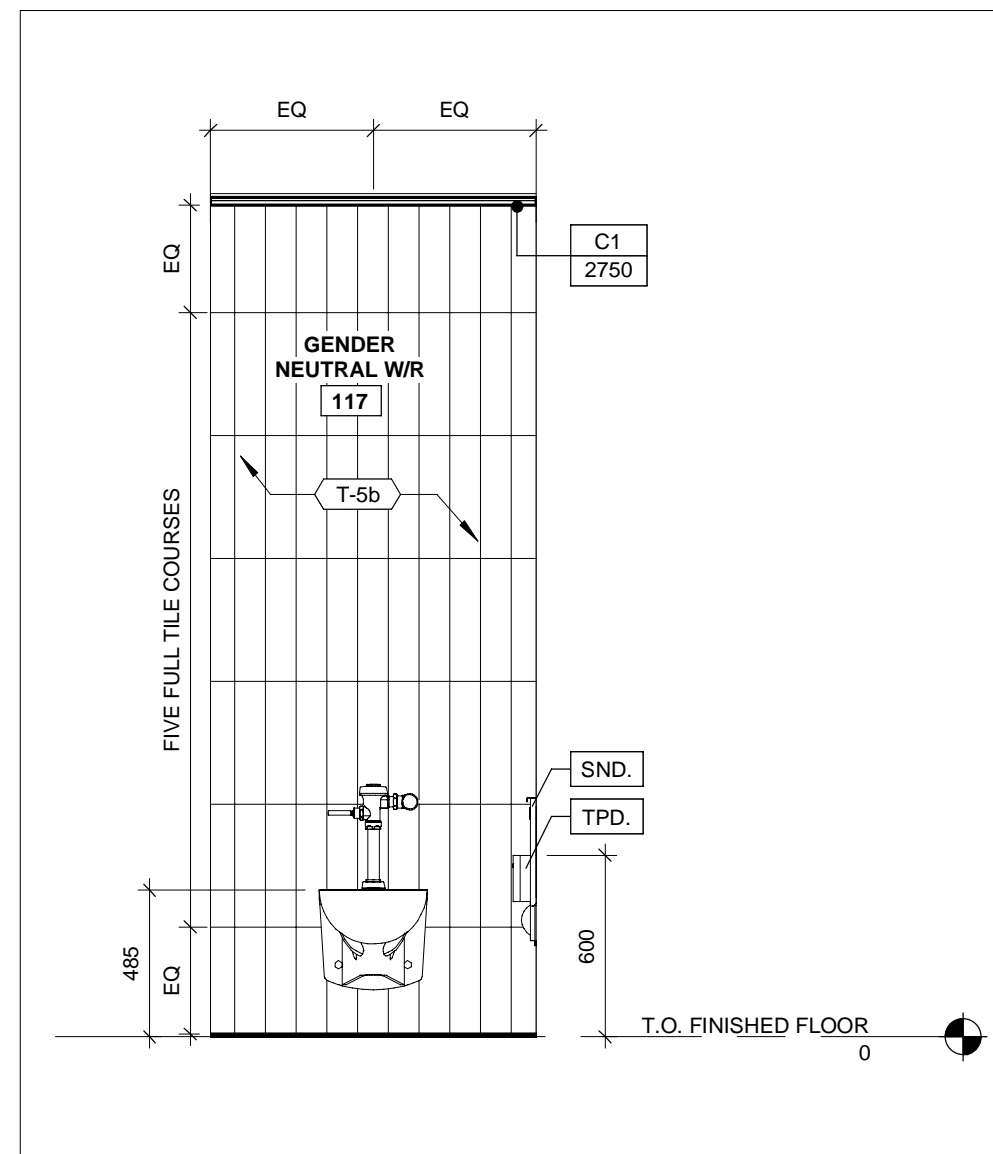
WORKS DEPARTMENT
DESIGN, CONSTRUCTION & ASSET MANAGEMENT

NEW SEATON PARAMEDIC STATION AND TRAINING FACILITY IN PICKERING
INTERIOR ELEVATIONS AND MILLWORK

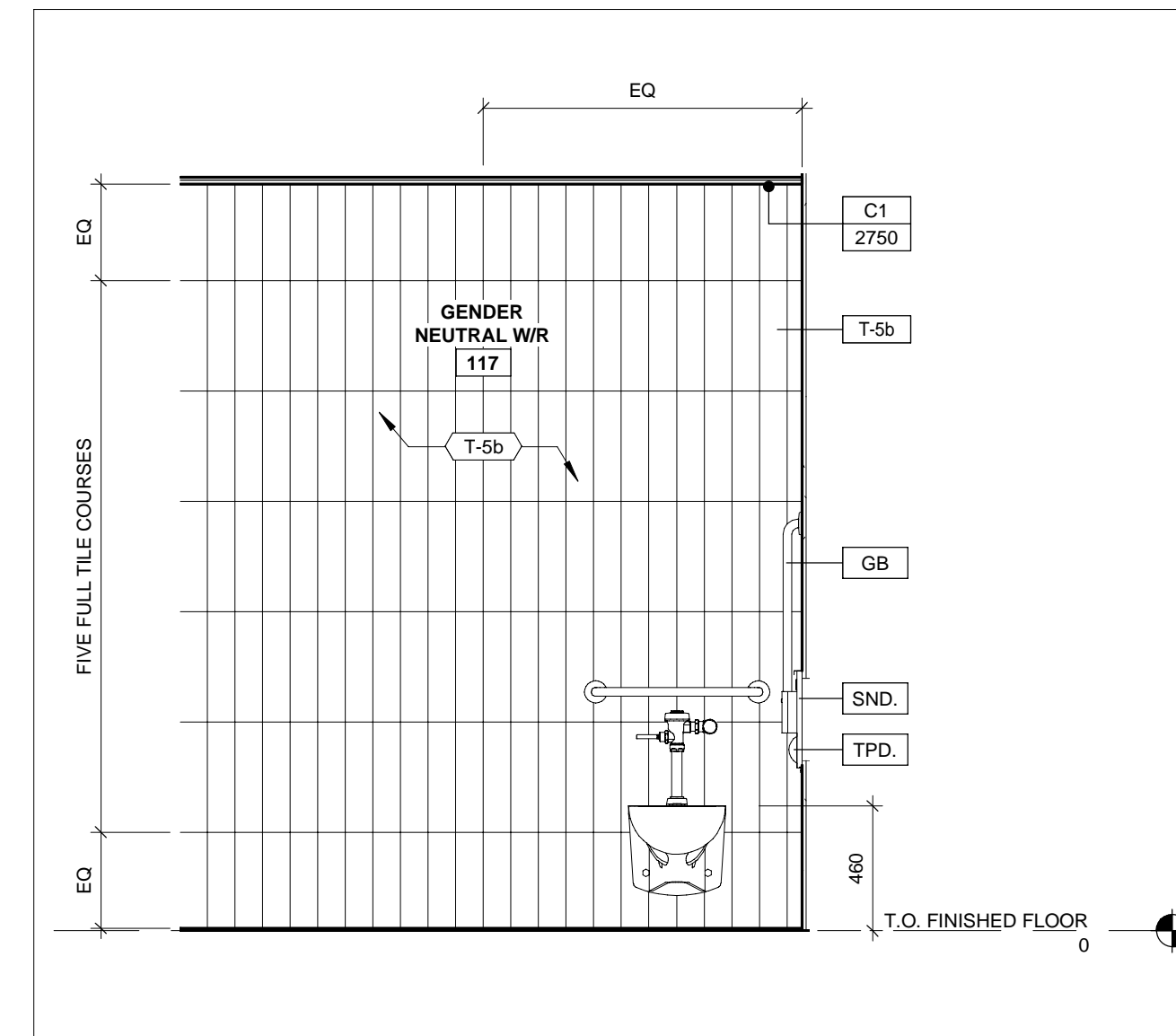
PROPERTY NO.	FACILITIES CODE	FACILITIES PROJECT NO. PO61- 18- 01
CONTRACT NO. T- 1160- 2021	DRAWING NO. A- 921	SHEET NO.



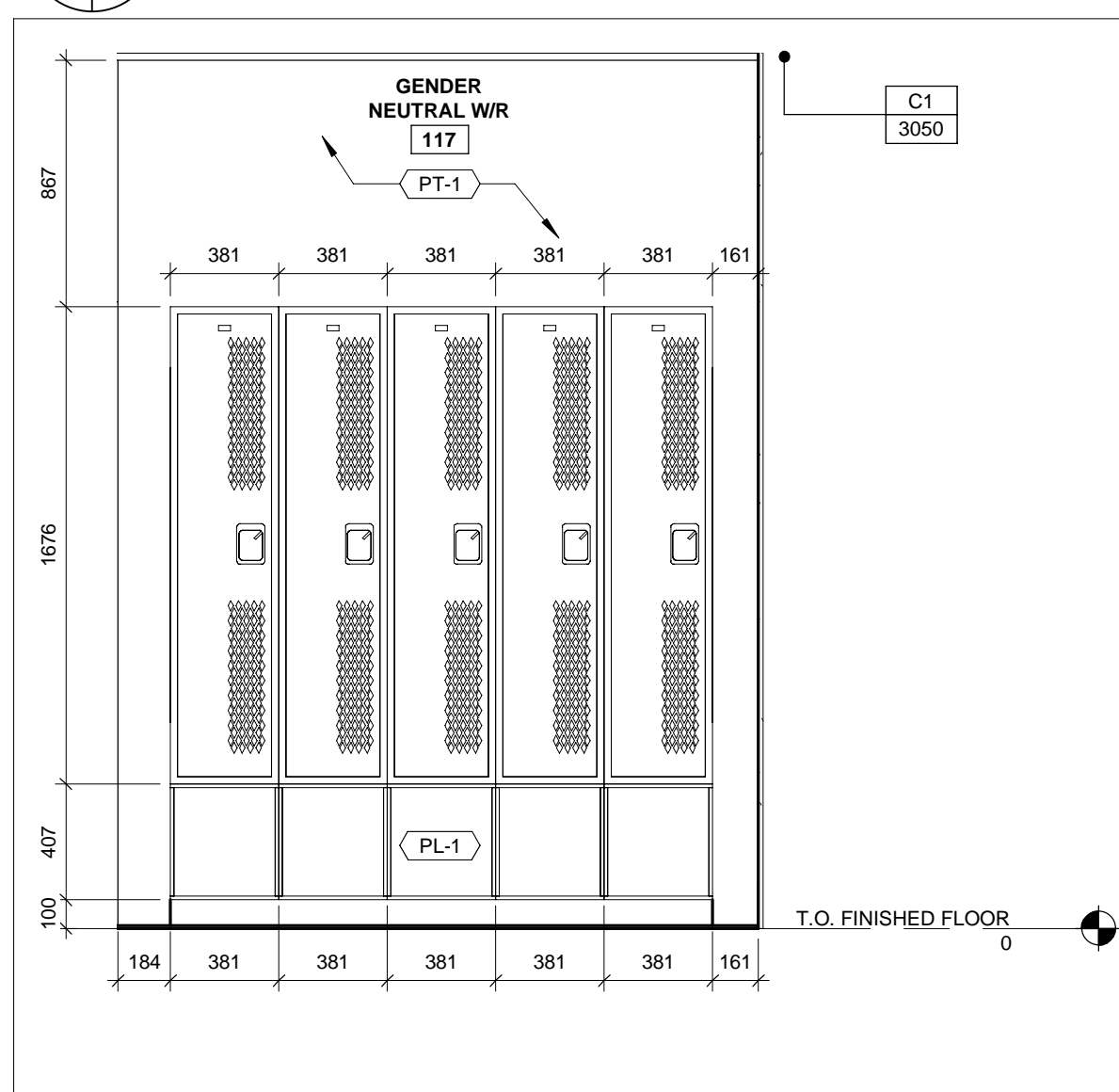
1 ENLARGED GENDER NEUTRAL WASHROOM
A-900 A-922 1 : 50



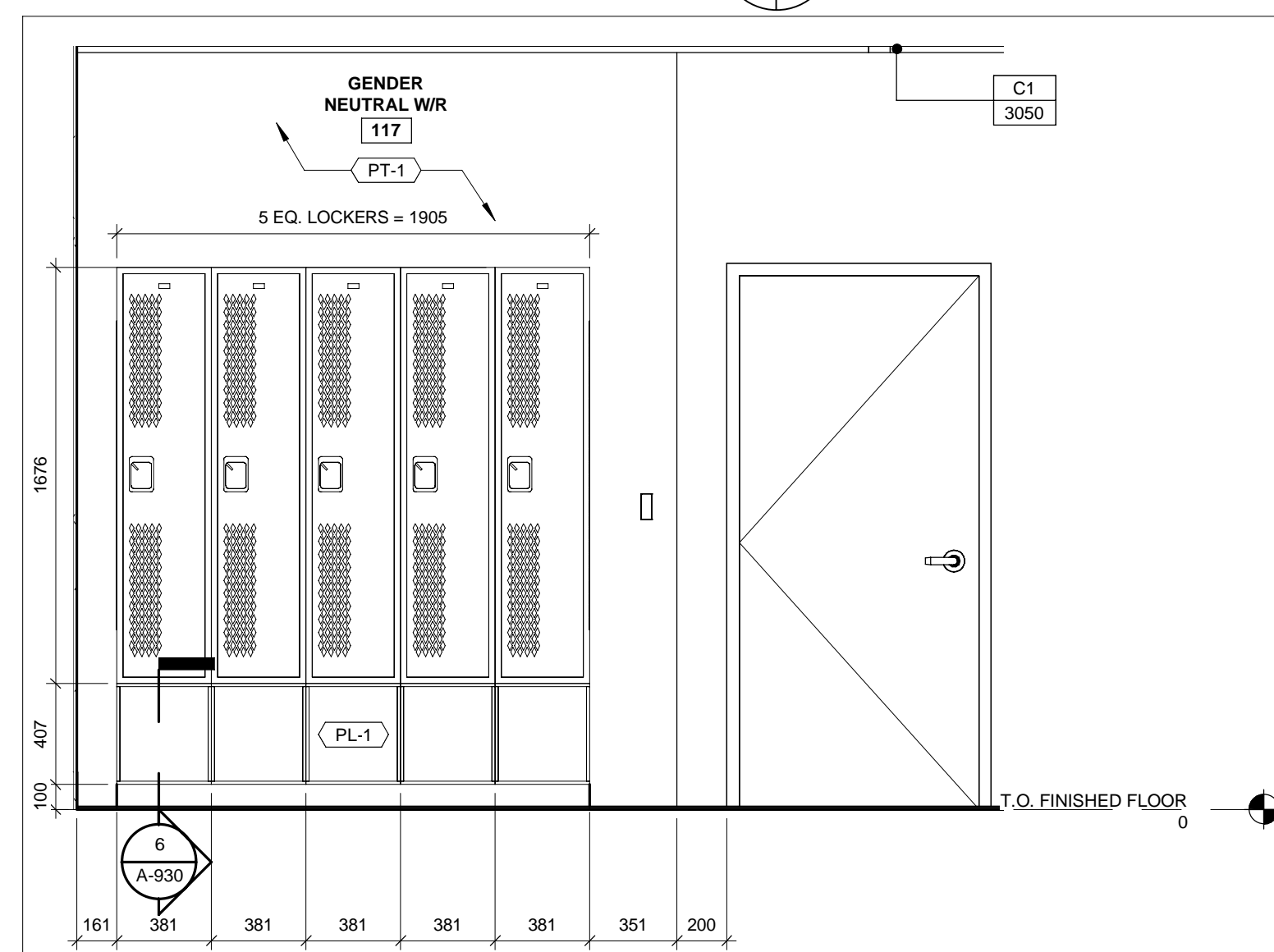
2 GENDER NEUTRAL W/R TYPICAL STALL
A-202 A-922 1 : 25



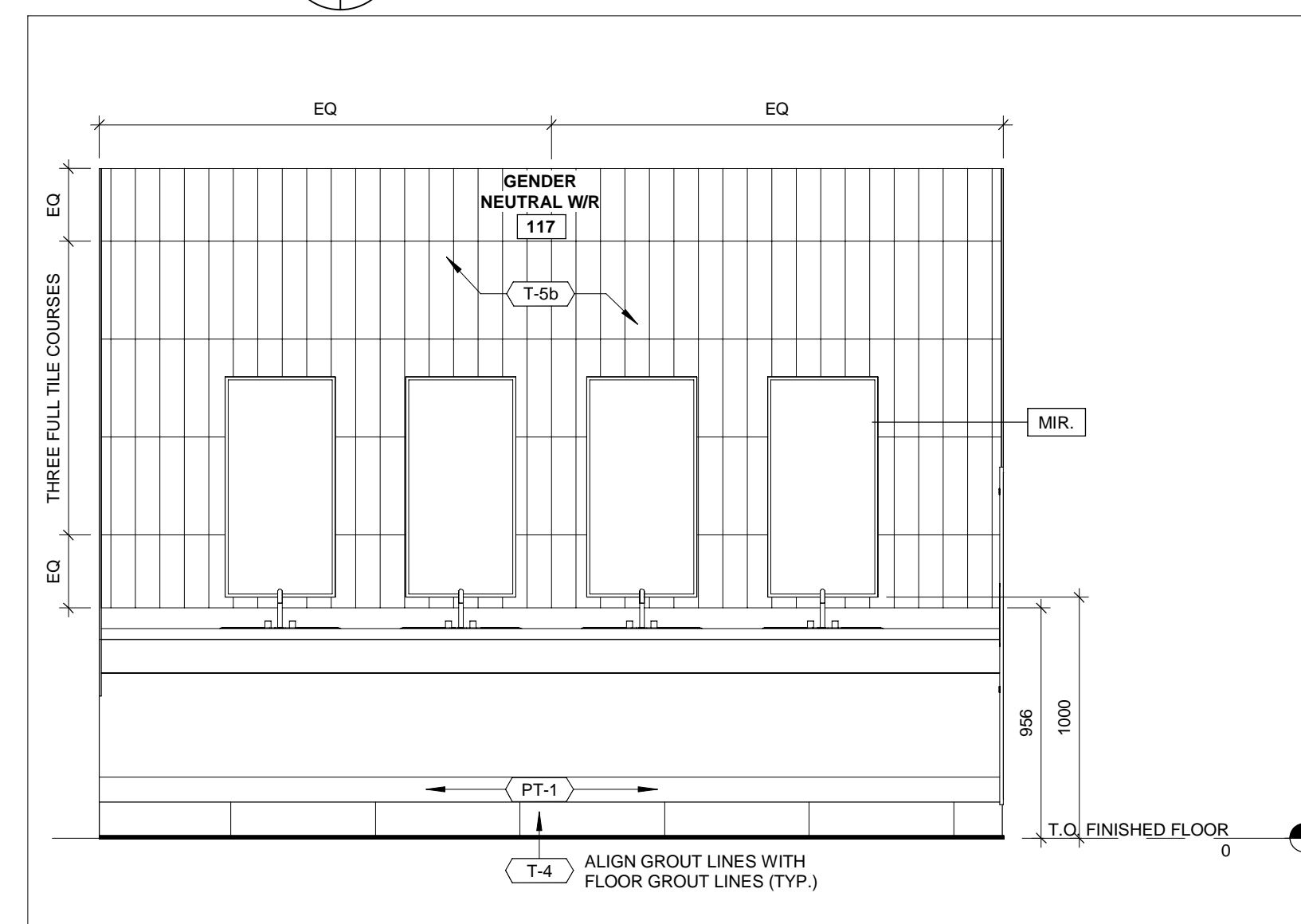
3 GENDER NEUTRAL W/R BARRIER-FREE STALL
A-202 A-922 1 : 25



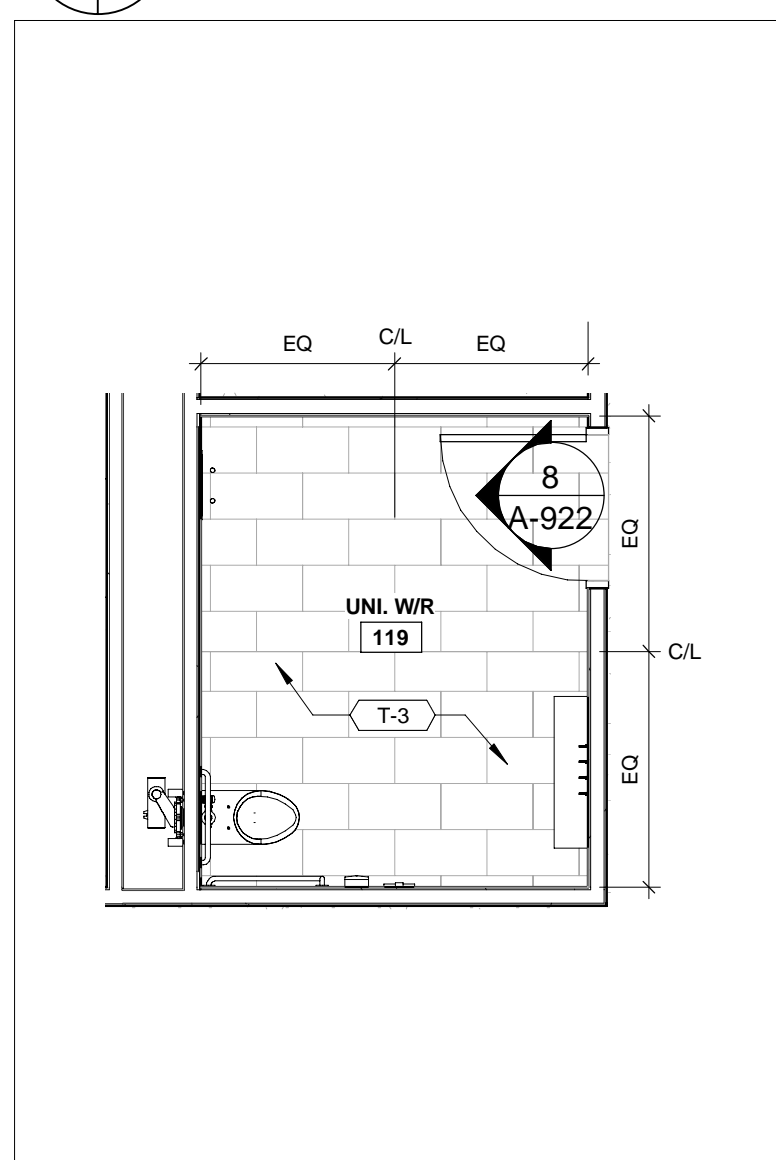
4 INTERIOR ELEVATION LOCKER
A-202 A-922 1 : 25



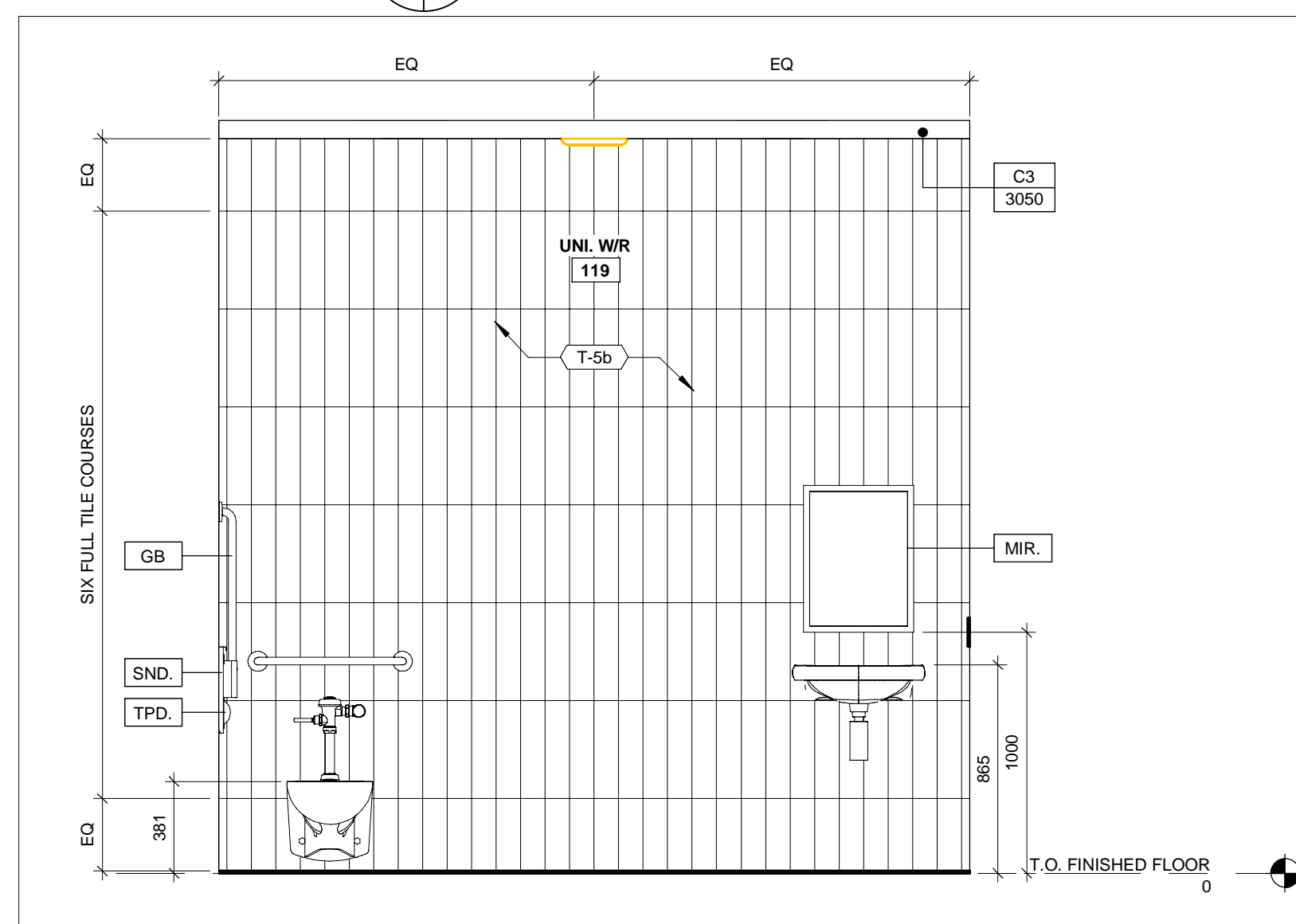
5 INTERIOR ELEVATION LOCKER 2
A-202 A-922 1 : 25



6 GENDER NEUTRAL W/R INTERIOR ELEVATION
A-202 A-922 1 : 25



7 ENLARGED UNIVERSAL W/R
A-900 A-922 1 : 50



8 UNIVERSAL W/R
A-202 A-922 1 : 25

WASHROOM ACCESSORIES LEGEND AND DETAIL

NOTE:

1. ALL WASHROOM LAYOUTS TO CONFORM TO SECTION 3.8 OF THE ONTARIO BUILDING CODE. SEE WASHROOM DETAILS SHEET FOR DETAILS.
2. COORDINATE POWER DOOR OPERATORS, EMERGENCY CALL SYSTEMS, VISUAL AND AUDIBLE ALARMS WITH ELECTRICAL AND DOOR SCHEDULE.
3. COORDINATE WALL ASSEMBLIES AND BLOCKING REQUIREMENTS WITH MECHANICAL TOILET CARRIERS.

TPD.	TOILET PAPER DISPENSER
SND.	SANITARY NAPKIN DISPOSAL
SD.	SOAP DISPENSER
MIR.	MIRROR
GB.	GRAB BAR
△	BARRIER FREE PUSH BUTTON - PDO
BCH.	BENCH
PTW.	COMBO PAPER TOWEL WASTE

ROOM FINISH LEGEND

NOTE: ALL COLOURS, FINISHES, AND PATTERNS TO BE COORDINATED WITH THE OWNER, ARCHITECT, AND SPECIFICATIONS

SS-X	SOLID SURFACE	VB	VINYL BASE
PL-X	PLASTIC LAMINATE	PT-X	PAINT
T-X	TILE (CERAMIC OR PORCELAIN)		
SV	SHEET VINYL		

ALL MEASUREMENTS ARE TO BE VERIFIED BY THE CONTRACTOR ON SITE AND ANY DISCREPANCIES ARE TO BE REPORTED BEFORE PROCEEDING WITH THE WORK. THE REGION OF DURHAM ASSUMES NO RESPONSIBILITY FOR THE ACCURACY OF THE LOCATION OF EXISTING SERVICES AS INDICATED ON THIS DRAWING. DO NOT SCALE DRAWINGS.


1890 Fifth Concession Rd

NO.	DATE.	NAME	REVISIONS

PRIME CONSULTANT

AECOM

AECOM Canada Architects Ltd.
50 Sportsworld Crossing Road, Suite 290
Kitchener, Ontario, N2P 0A4
519 650 5313 tel 519 650 3424 fax
www.aecom.com



SUB CONSULTANT

DESIGN BY: JC / MF

SCALE: As Indicated

DRAWN BY: PP

DATE: 03/08/21

CHECKED BY: JC

CONSULTANT PROJECT NO. 60611569

APPROVED BY: RT

CLIENT FILE No.: 811/20

NO	DATE	NAME	REVISIONS

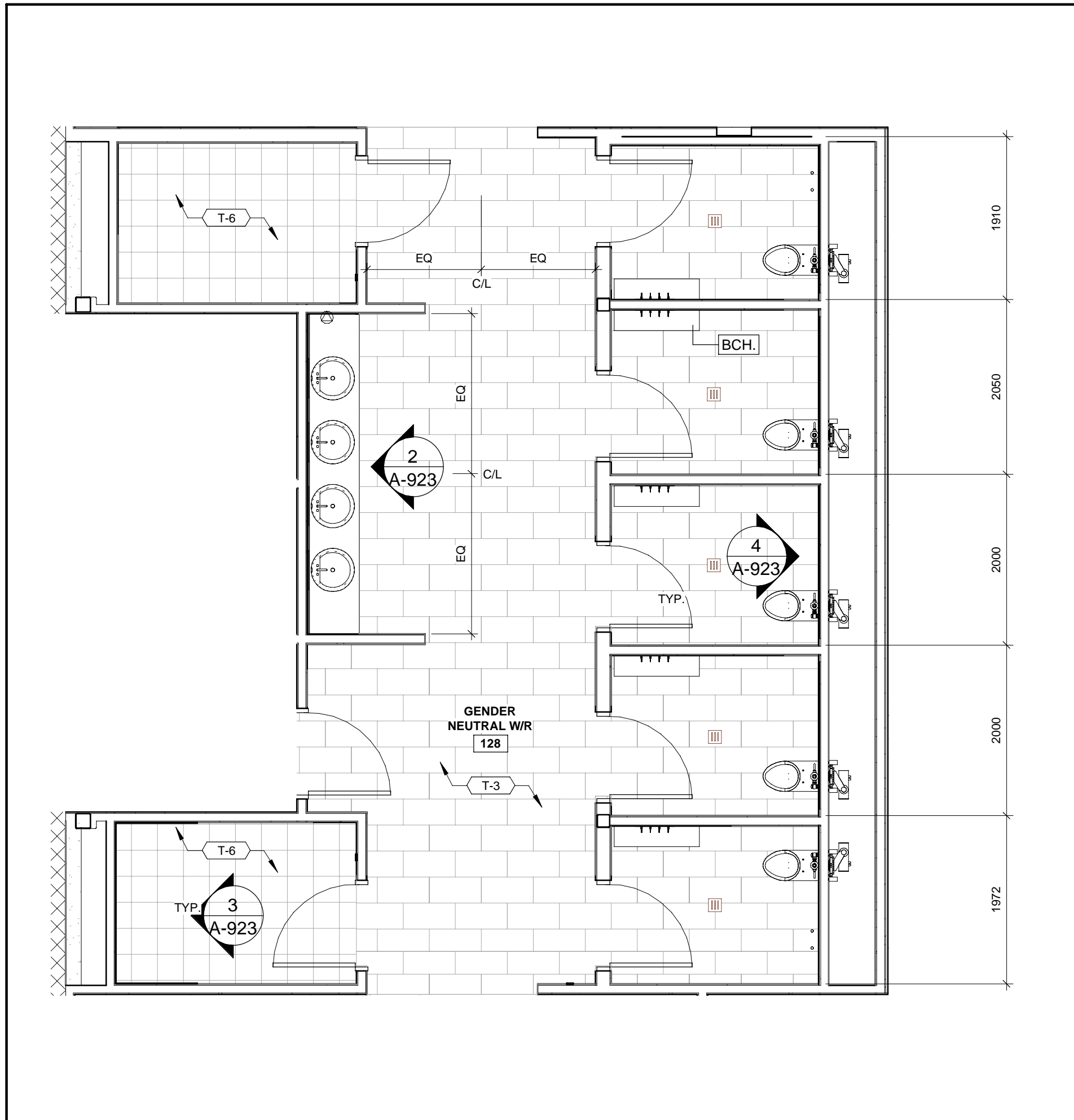


THE REGIONAL MUNICIPALITY OF DURHAM

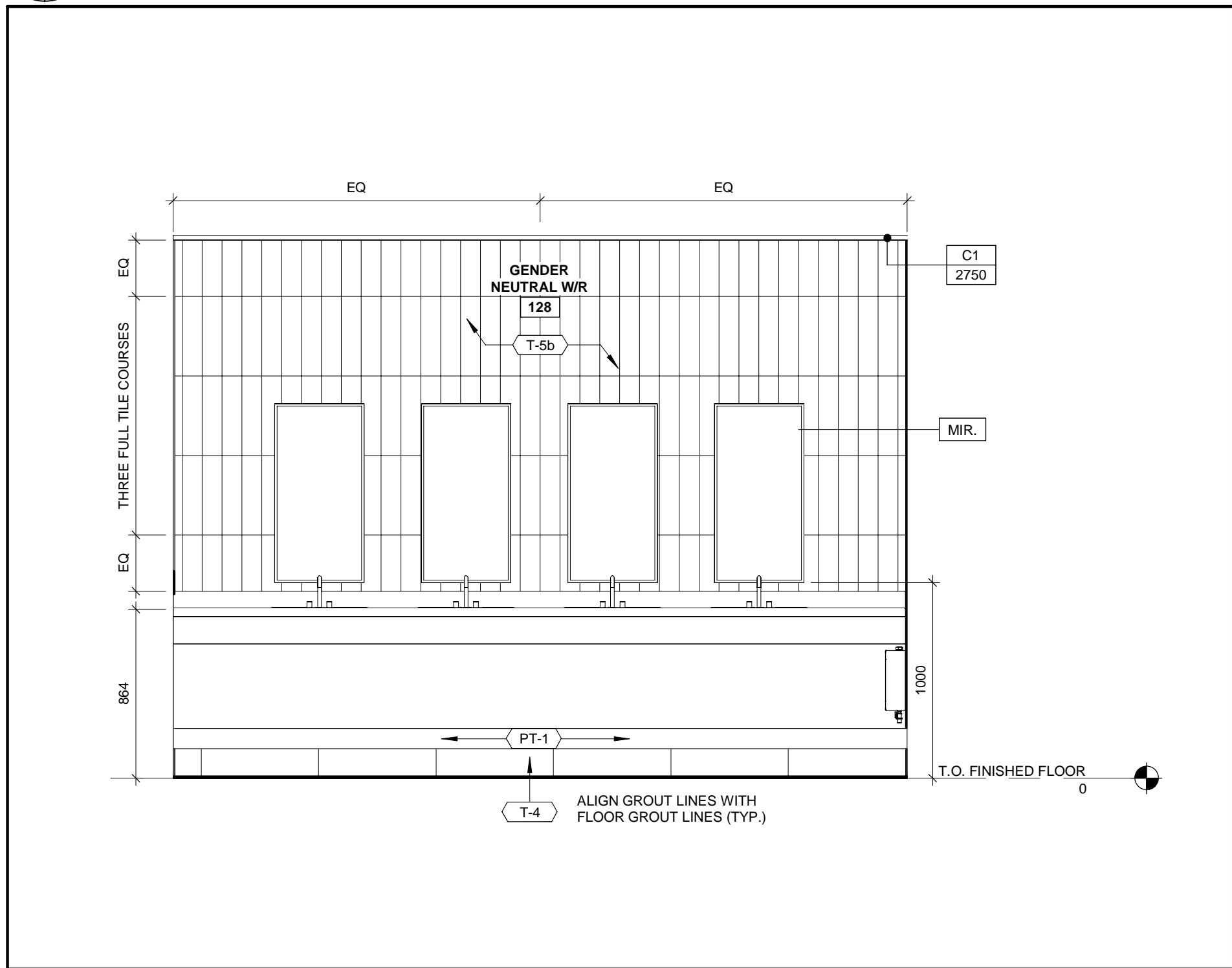
WORKS DEPARTMENT
DESIGN, CONSTRUCTION & ASSET MANAGEMENT

**NEW SEATON PARAMEDIC STATION AND TRAINING FACILITY IN PICKERING
INTERIOR ELEVATIONS AND TILE LAYOUT**

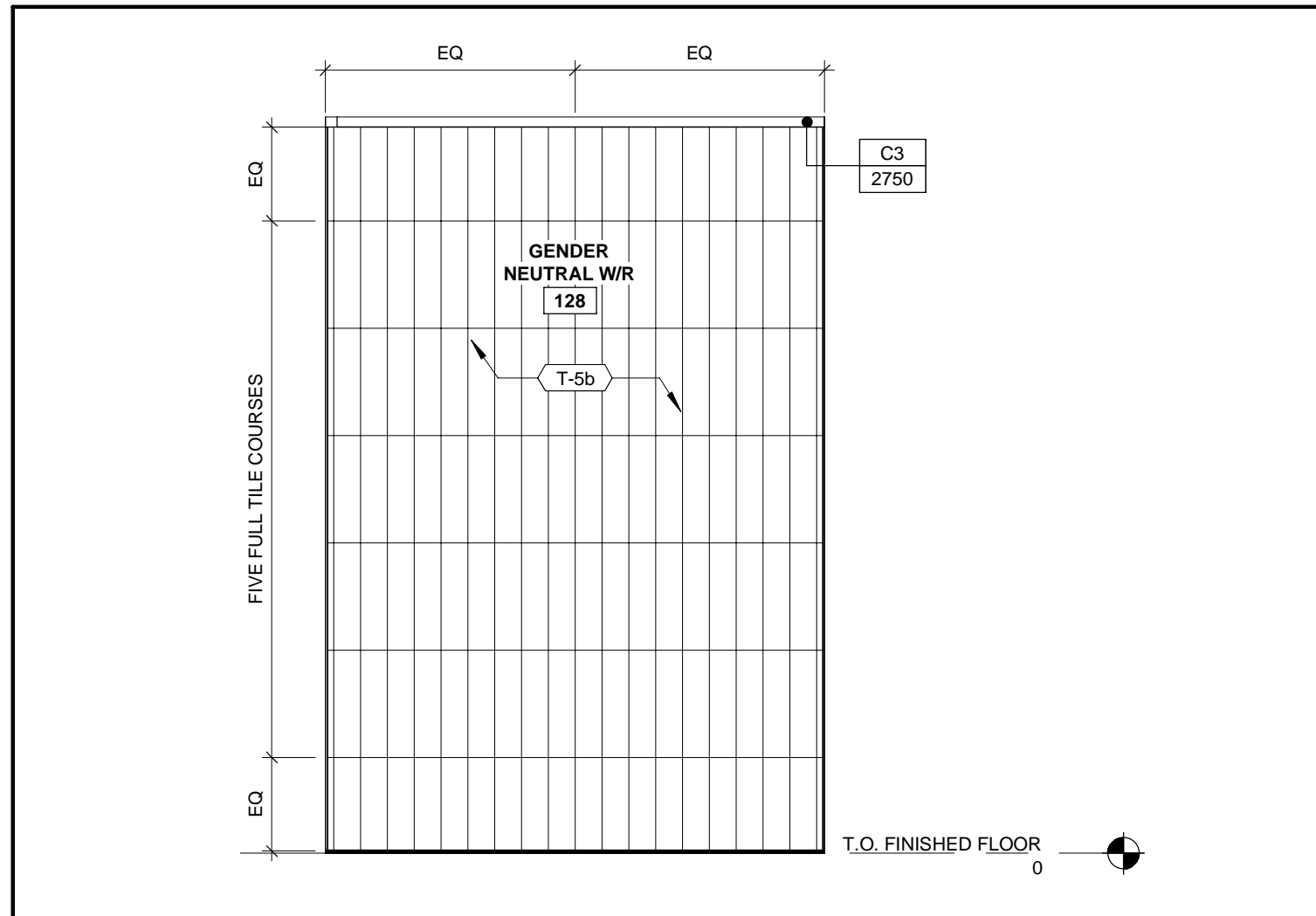
PROPERTY NO.	FACILITIES CODE	FACILITIES PROJECT NO. PO61- 18- 01
CONTRACT NO. T- 1160- 2021	DRAWING NO. A- 922	SHEET NO.



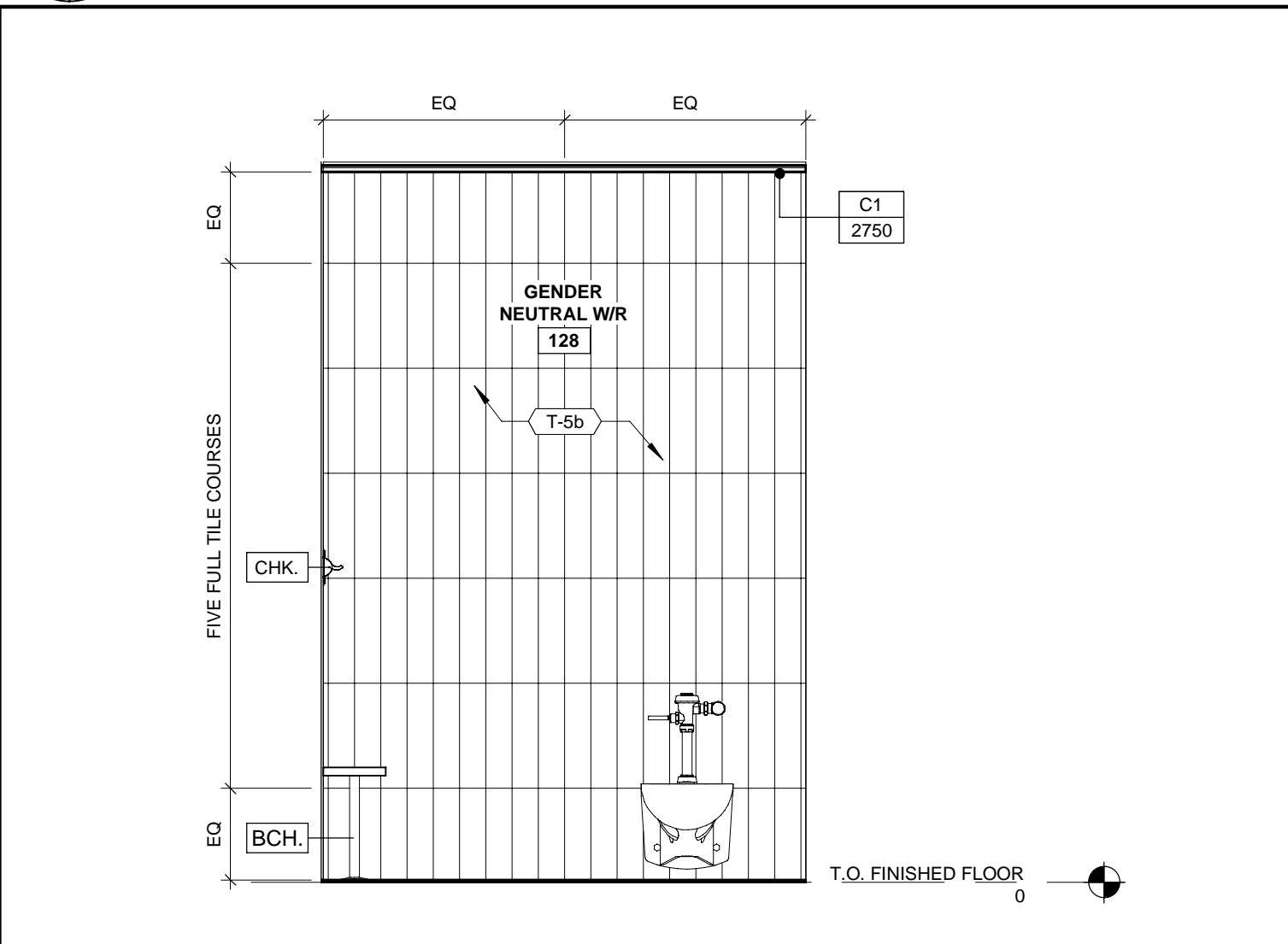
1 ENLARGED PLAN
A-900 A-923 1 : 50



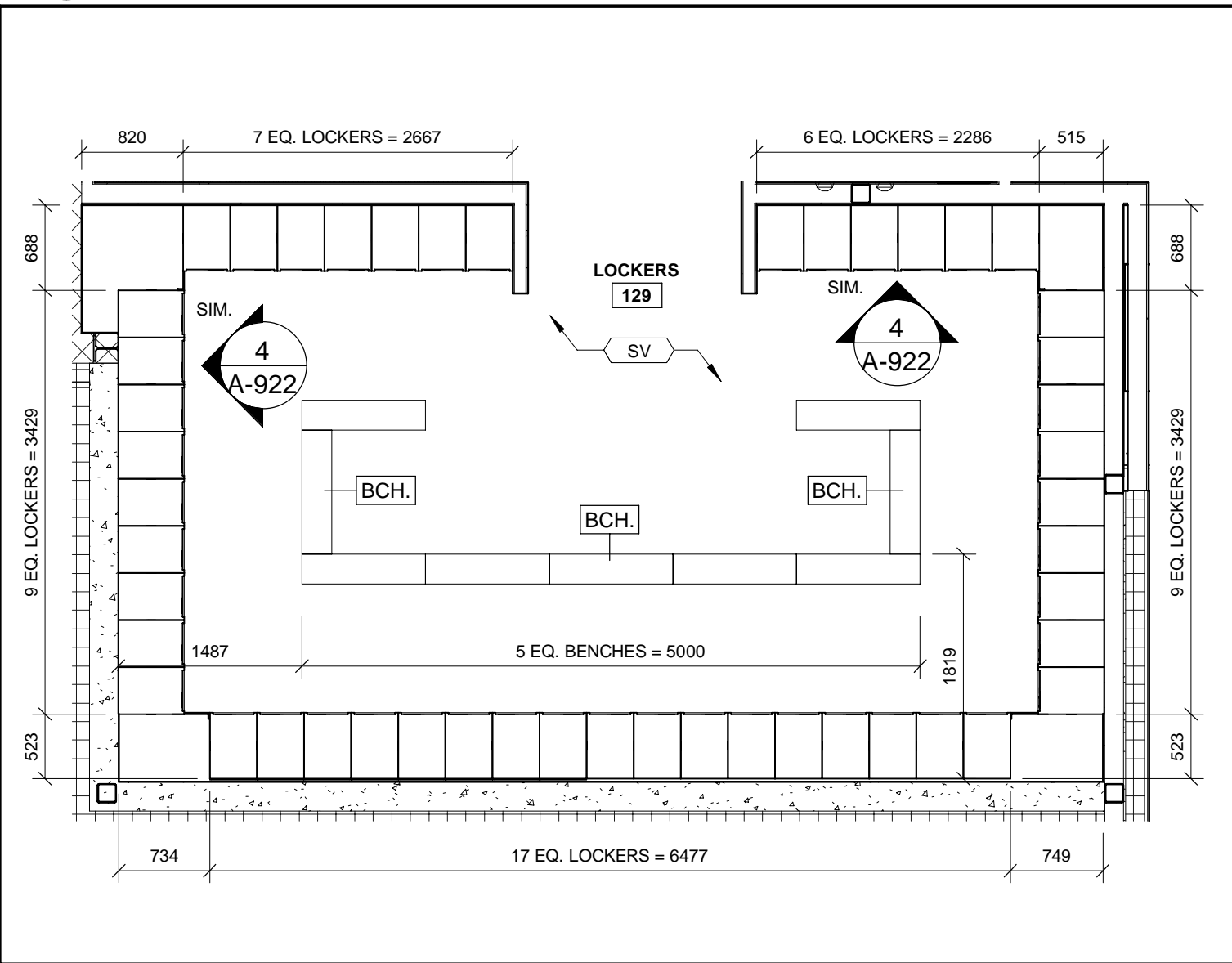
2 INTERIOR ELEVATION W/R SINK
A-203 A-923 1 : 25



3 INTERIOR ELEVATION W/R SHOWER STALL
A-203 A-923 1 : 25



4 INTERIOR ELEVATION W/R TYPICAL STALL
A-203 A-923 1 : 25



6 ENLARGED PLAN LOCKERS
A-900 A-923 1 : 50

WASHROOM ACCESSORIES LEGEND AND DETAIL

NOTE:

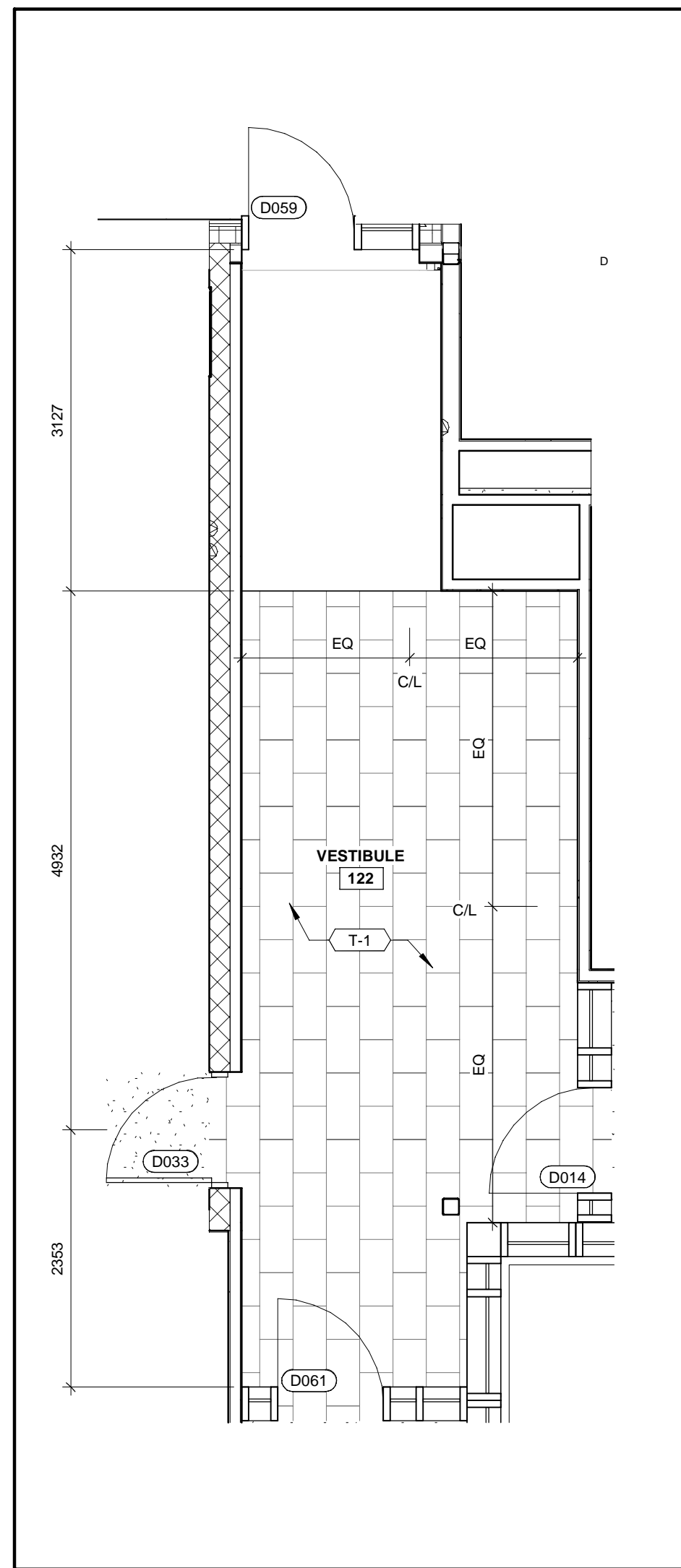
1. ALL WASHROOM LAYOUTS TO CONFORM TO SECTION 3.8 OF THE ONTARIO BUILDING CODE. SEE WASHROOM DETAILS SHEET FOR DETAILS.
2. COORDINATE POWER DOOR OPERATORS, EMERGENCY CALL SYSTEMS, VISUAL AND AUDIBLE ALARMS WITH ELECTRICAL AND DOOR SCHEDULE.
3. COORDINATE WALL ASSEMBLIES AND BLOCKING REQUIREMENTS WITH MECHANICAL TOILET CARRIERS.

MIR. MIRROR
CHK. COAT HOOK
T-X BARRIER FREE PUSH BUTTON - PDO
BCH. BENCH

ROOM FINISH LEGEND

NOTE: ALL COLOURS, FINISHES, AND PATTERNS TO BE COORDINATED WITH THE OWNER, ARCHITECT, AND SPECIFICATIONS

SS-X SOLID SURFACE VB VINYL BASE
PL-X PLASTIC LAMINATE PT-X PAINT
T-X TILE (CERAMIC OR PORCELAIN)
SV SHEET VINYL





5 ENLARGED PLAN VESTIBULE
A-900 A-923 1 : 50

ALL MEASUREMENTS ARE TO BE VERIFIED BY THE CONTRACTOR ON SITE AND ANY DISCREPANCIES ARE TO BE REPORTED BEFORE PROCEEDING WITH THE WORK. THE REGION OF DURHAM ASSUMES NO RESPONSIBILITY FOR THE ACCURACY OF THE LOCATION OF EXISTING SERVICES AS INDICATED ON THIS DRAWING. DO NOT SCALE DRAWINGS.


1890 Fifth Concession Rd

NO.	DATE.	NAME	REVISIONS

PRIME CONSULTANT		
 AECOM Canada Architects Ltd. 50 Sportsworld Crossing Road, Suite 290 Kitchener, Ontario, N2P 0A4 519 650 5313 tel 519 650 3424 fax www.aecom.com		
SUB CONSULTANT		

DESIGN BY: JC / MF	SCALE: As Indicated
DRAWN BY: PP	DATE: 03/09/21
CHECKED BY: JC	CONSULTANT PROJECT NO. 60611569
APPROVED BY: RT	CLIENT FILE No.: 811/20

NO	DATE	NAME	REVISIONS

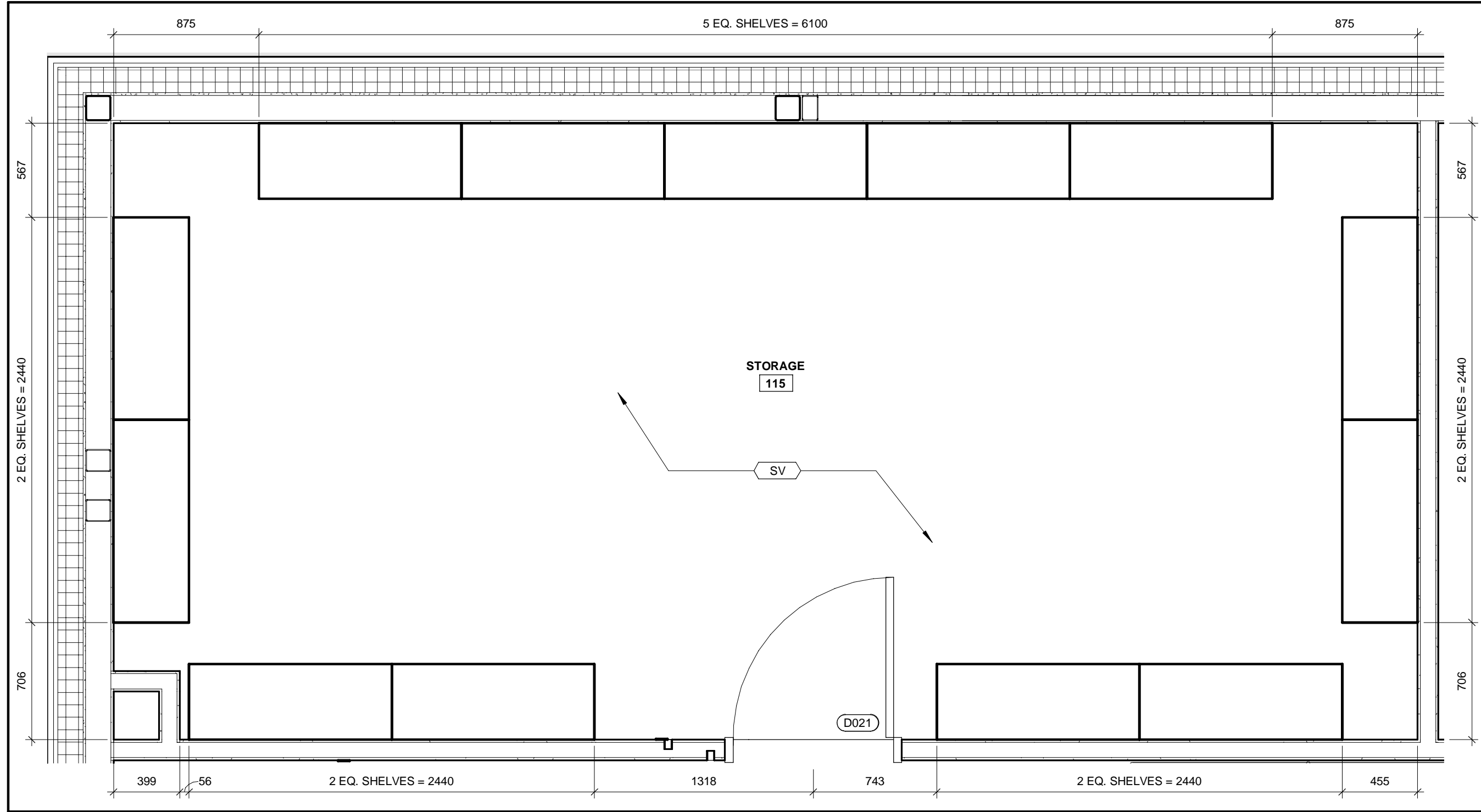
	THE REGIONAL MUNICIPALITY OF DURHAM WORKS DEPARTMENT DESIGN, CONSTRUCTION & ASSET MANAGEMENT	
	NEW SEATON PARAMEDIC STATION AND TRAINING FACILITY IN PICKERING INTERIOR ELEVATIONS AND TILE LAYOUT	
	PROPERTY NO.	FACILITIES CODE

CONTRACT NO. T- 1160- 2021	DRAWING NO. A- 923	FACILITIES PROJECT NO. PO61- 18- 01
		SHEET NO.

ROOM FINISH LEGEND

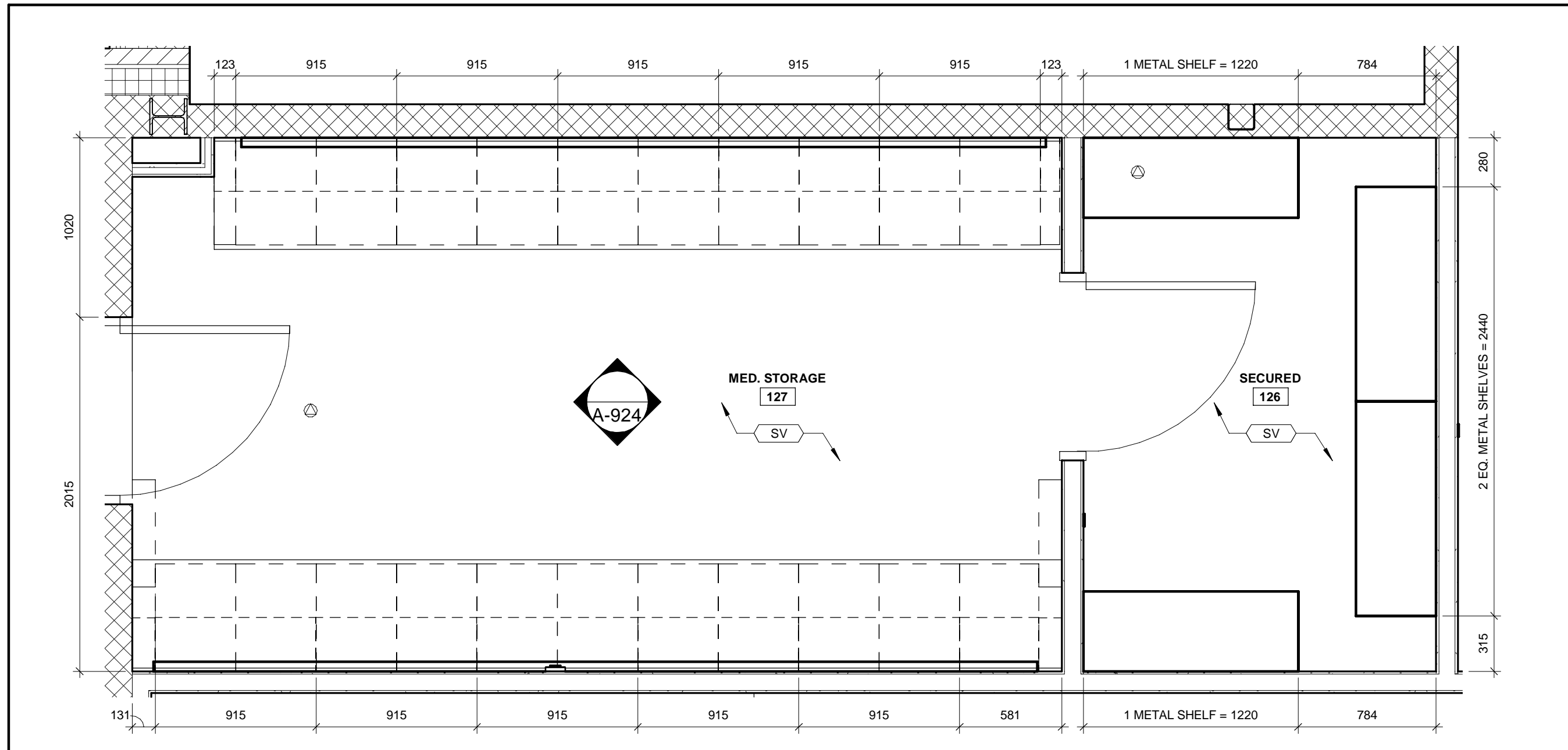
NOTE: ALL COLOURS, FINISHES, AND PATTERNS TO BE COORDINATED WITH THE OWNER, ARCHITECT, AND SPECIFICATIONS

- SS-X SOLID SURFACE
- VB VINYL BASE
- PL-X PLASTIC LAMINATE
- PT-X PAINT
- T-X TILE (CERAMIC OR PORCELAIN)
- SV SHEET VINYL



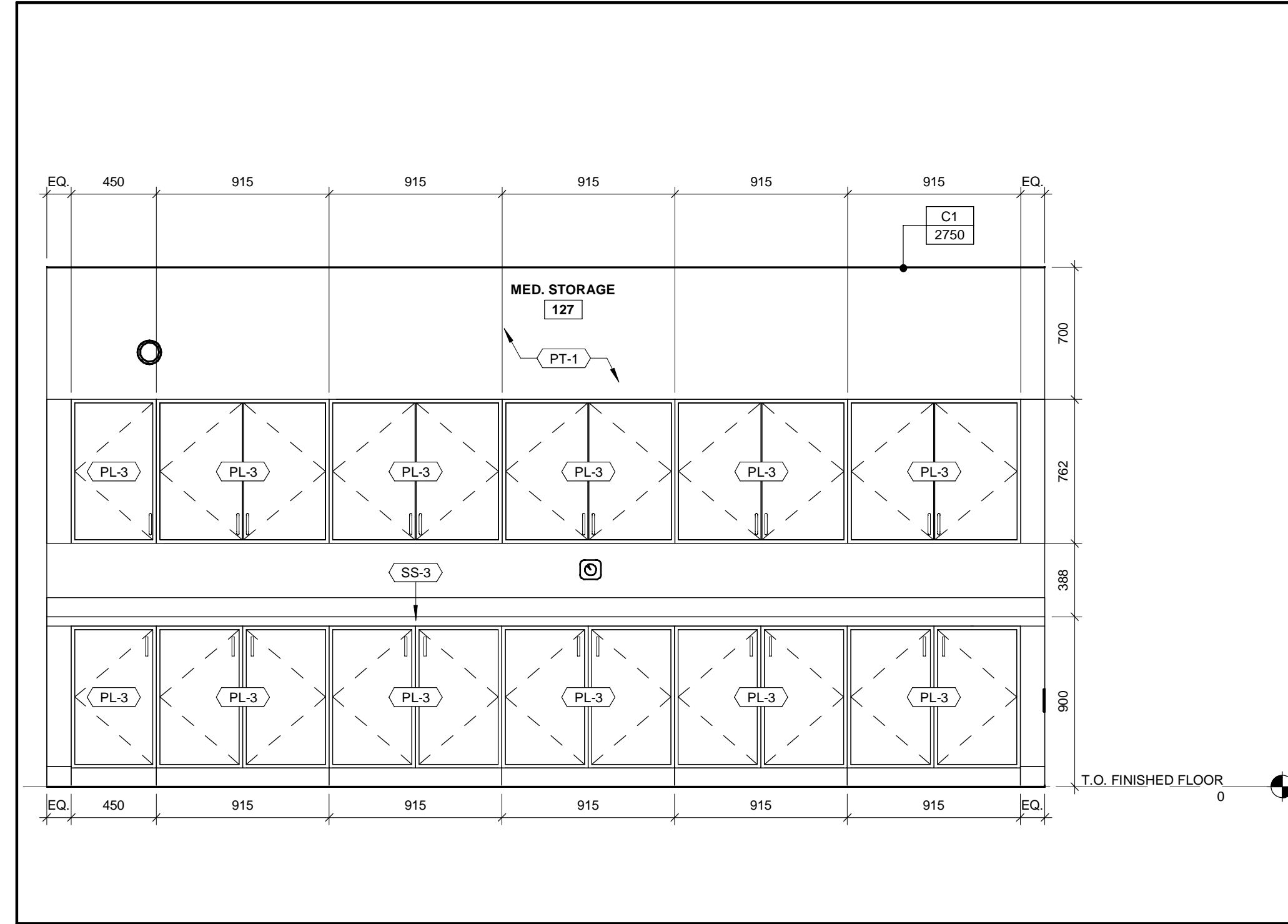
1 ENLARGED STORAGE ROOM

A-900 A-924 1 : 25



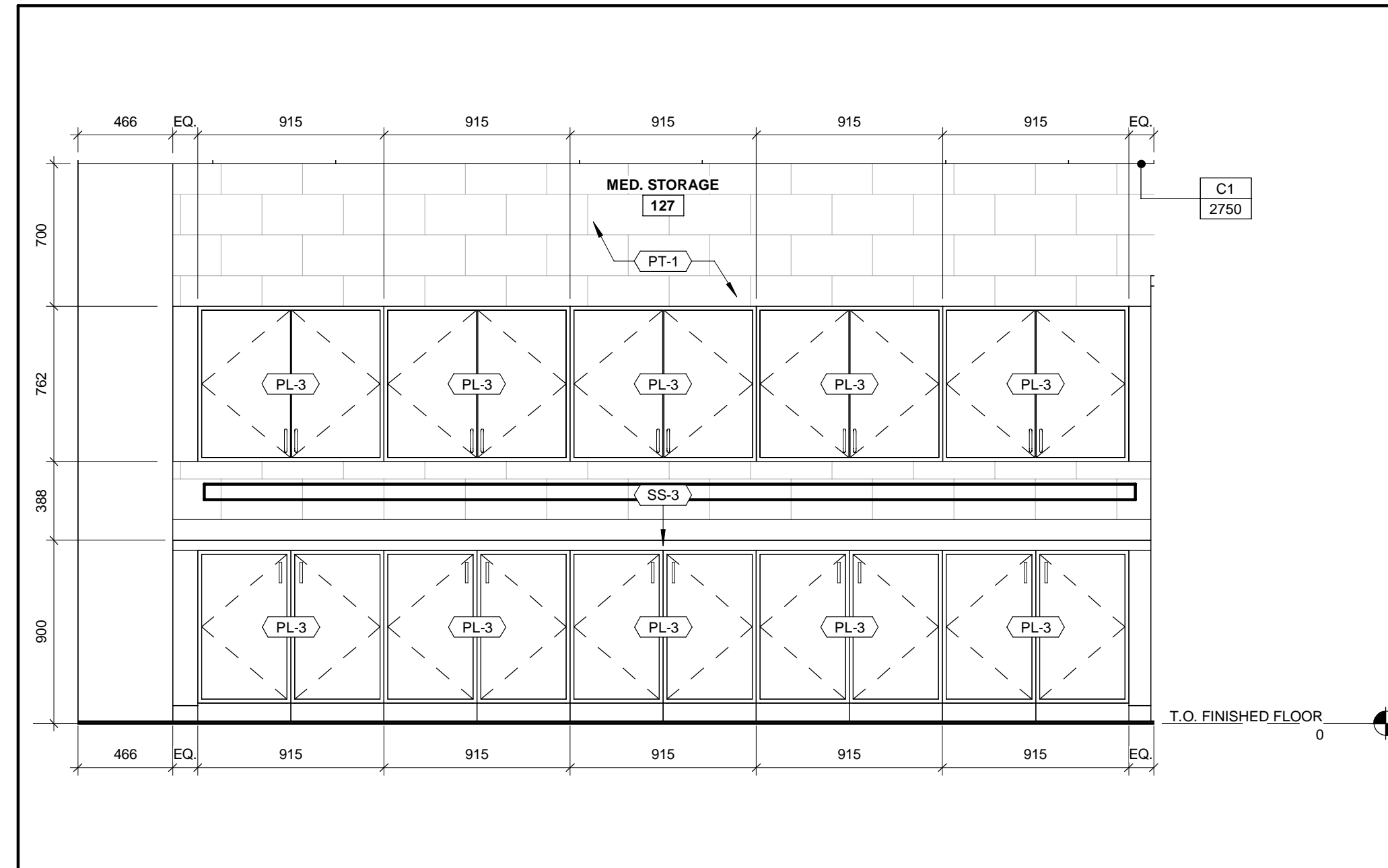
2 ENLARGED MEDICAL STORAGE

A-900 A-924 1 : 25



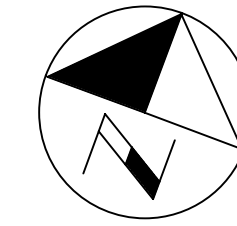
3 INTERIOR ELEVATION - MEDICAL MILLWORK

A-924 A-924 1 : 25



4 INTERIOR ELEVATION - MEDICAL MILLWORK 2

A-924 A-924 1 : 25



ALL MEASUREMENTS ARE TO BE VERIFIED BY THE CONTRACTOR ON SITE AND ANY DISCREPANCIES ARE TO BE REPORTED BEFORE PROCEEDING WITH THE WORK. THE REGION OF DURHAM ASSUMES NO RESPONSIBILITY FOR THE ACCURACY OF THE LOCATION OF EXISTING SERVICES AS INDICATED ON THIS DRAWING. DO NOT SCALE DRAWINGS.

1890 Fifth Concession Rd

CONSULTANT REVISIONS			
NO.	DATE	NAME	REVISIONS

PRIME CONSULTANT

AECOM

AECOM Canada Architects Ltd.
50 Sportsworld Crossing Road, Suite 290
Kitchener, Ontario, N2P 0A4
519 650 5313 tel 519 650 3424 fax
www.aecom.com

SUB CONSULTANT

ONTARIO ASSOCIATION OF ARCHITECTS
ROY HOWARD TURNER
LICENCE 4845

DESIGN BY: JC / MF	SCALE: As Indicated
DRAWN BY: PP	DATE: 03/25/21
CHECKED BY: JC	CONSULTANT PROJECT NO. 60611569
APPROVED BY: RT	CLIENT FILE No.: 811/20

CONTRACT REVISIONS			
1	09/22/21	ISSUED FOR TENDER	
NO	DATE	NAME	REVISIONS

DURHAM REGION

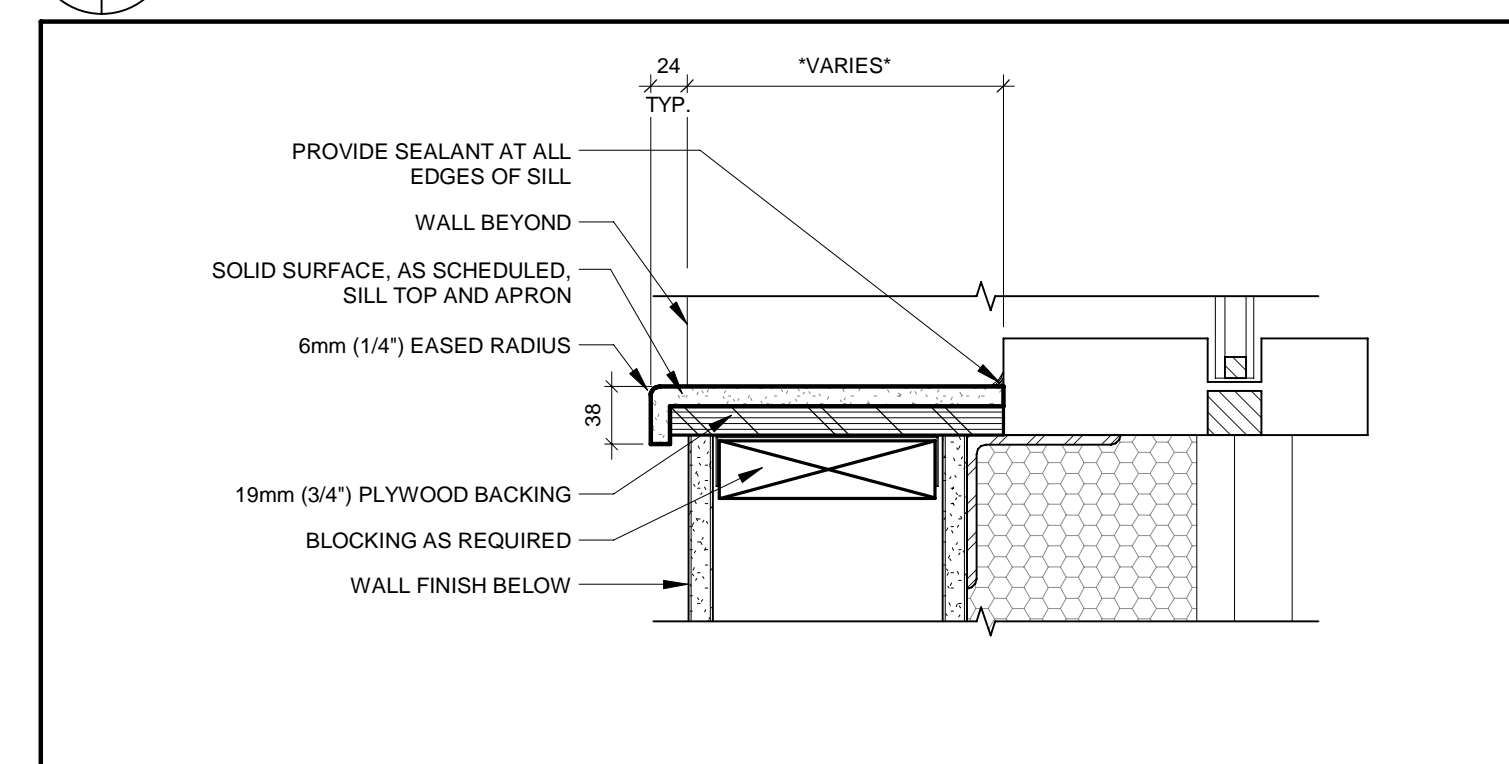
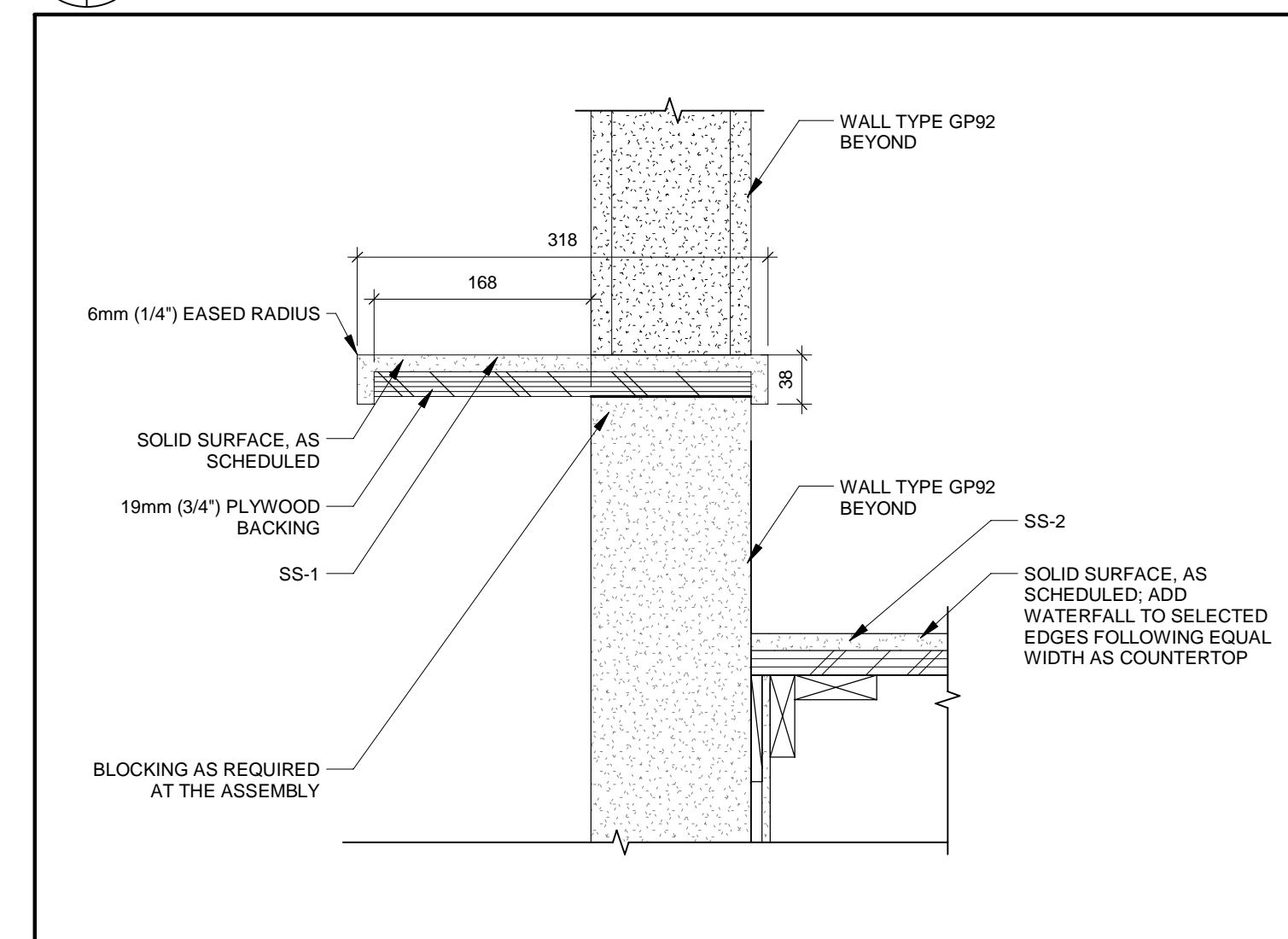
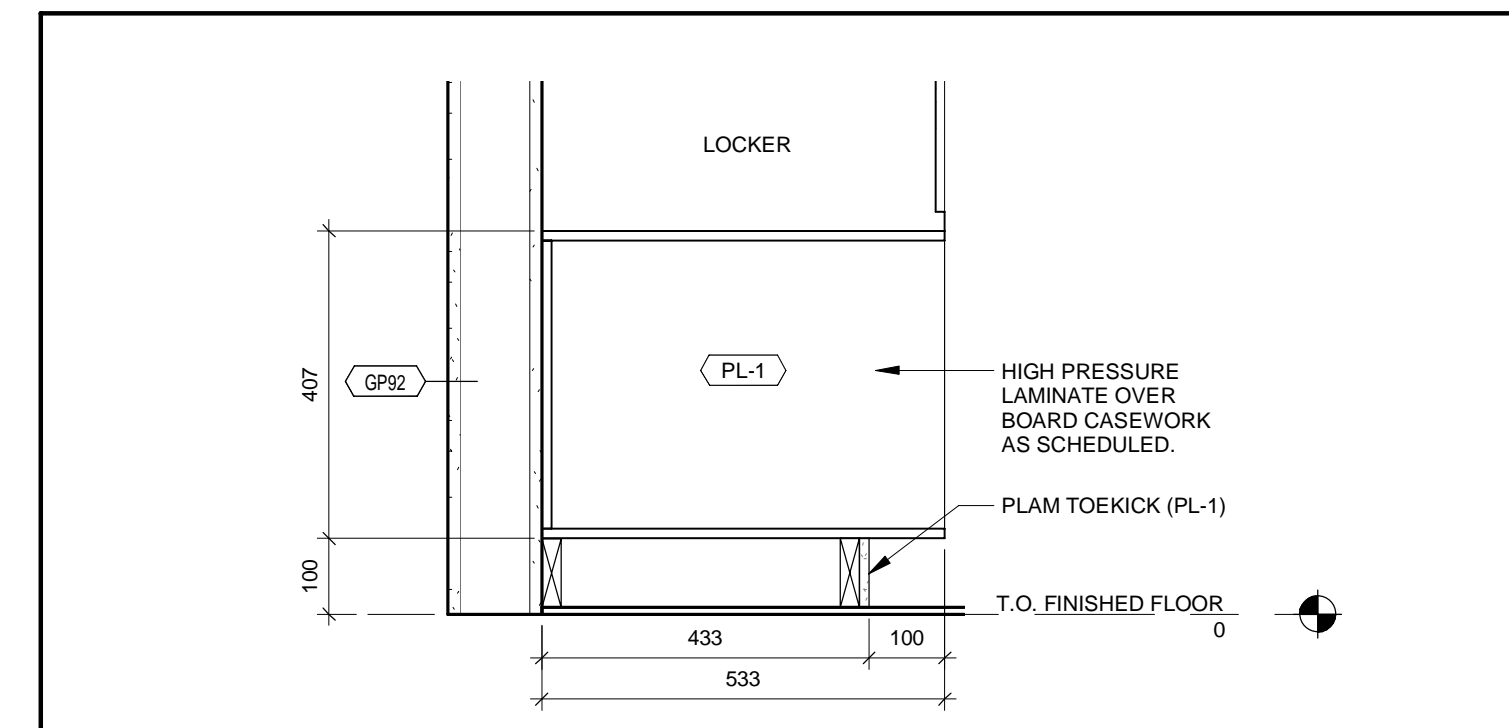
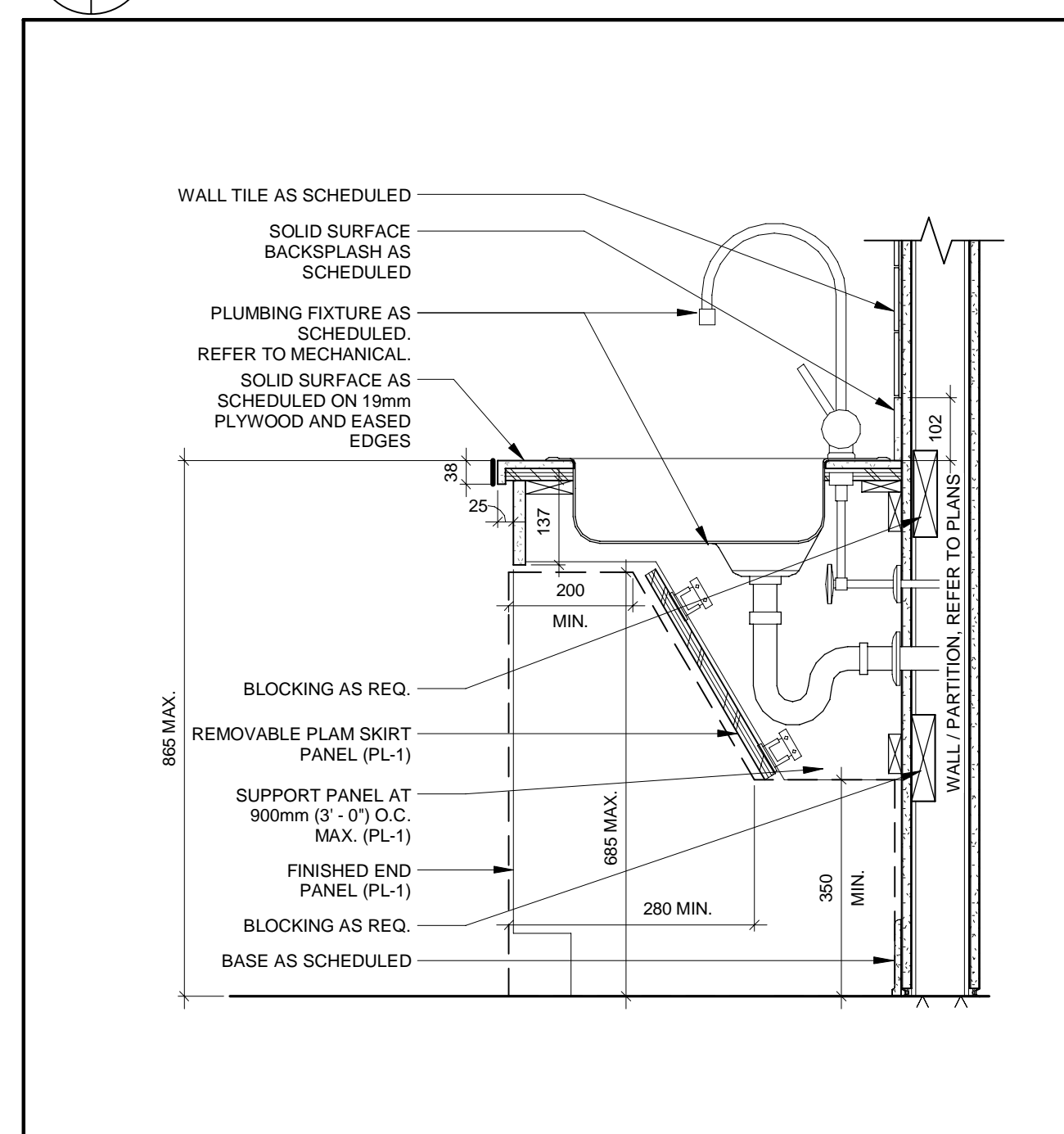
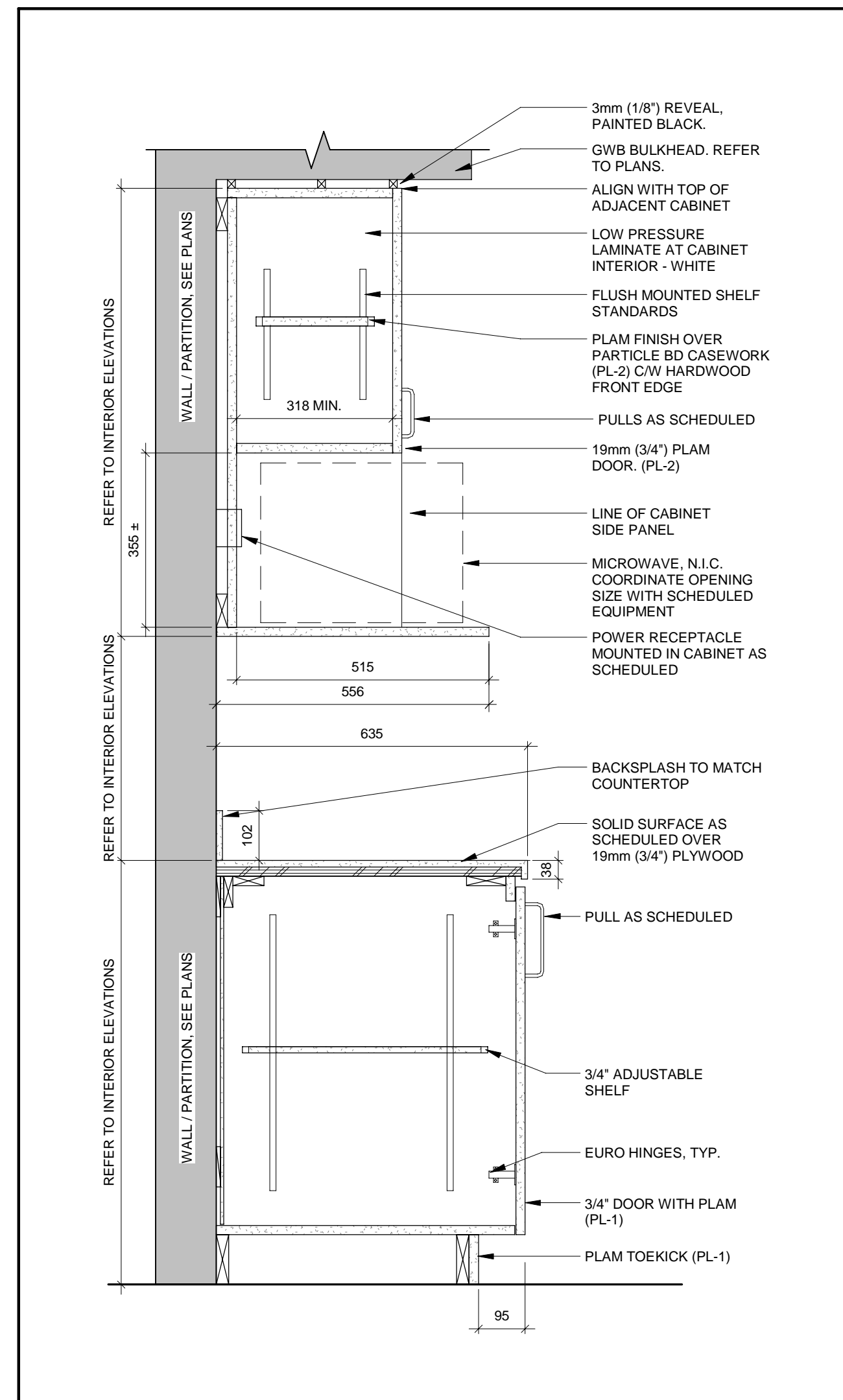
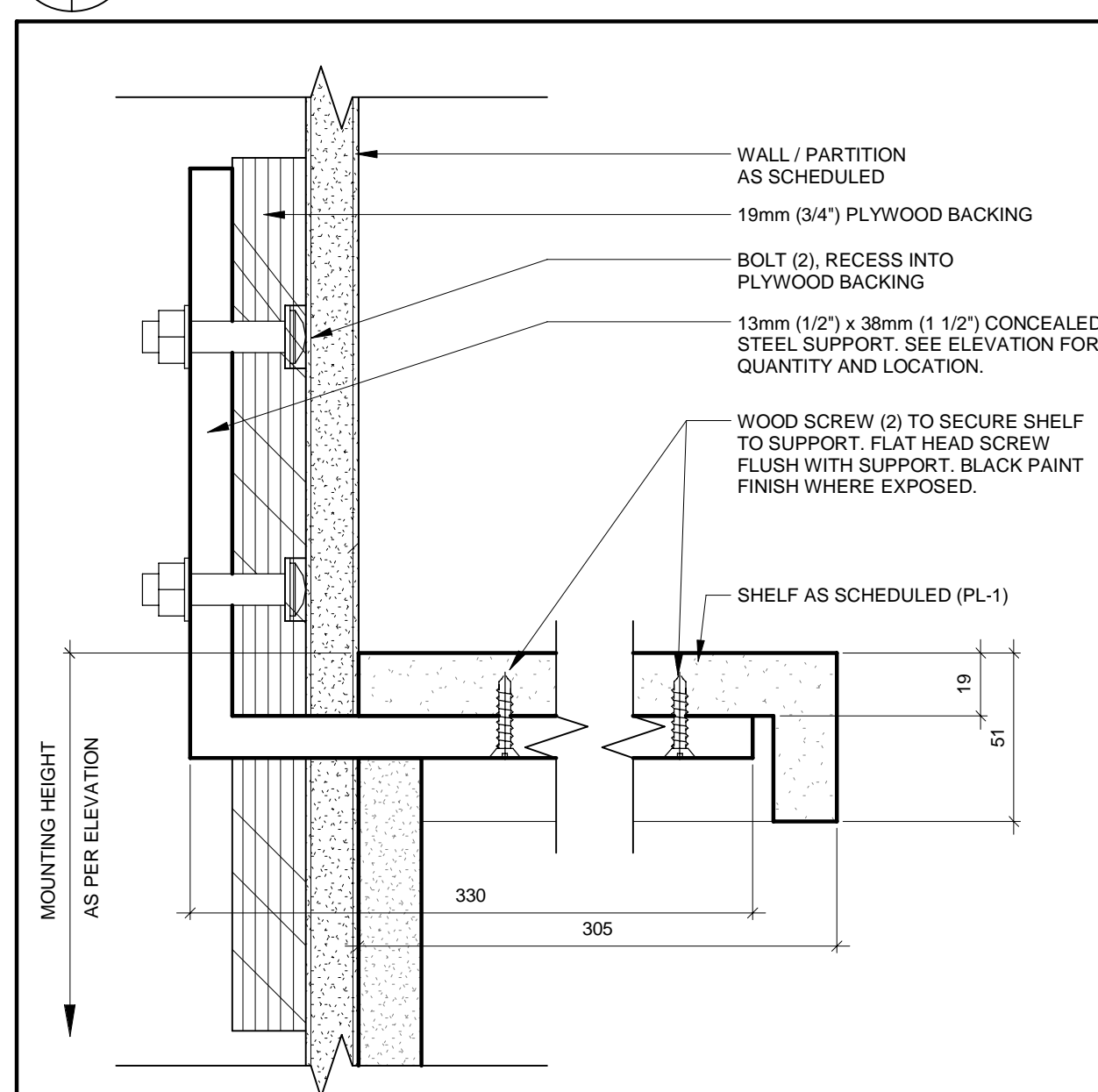
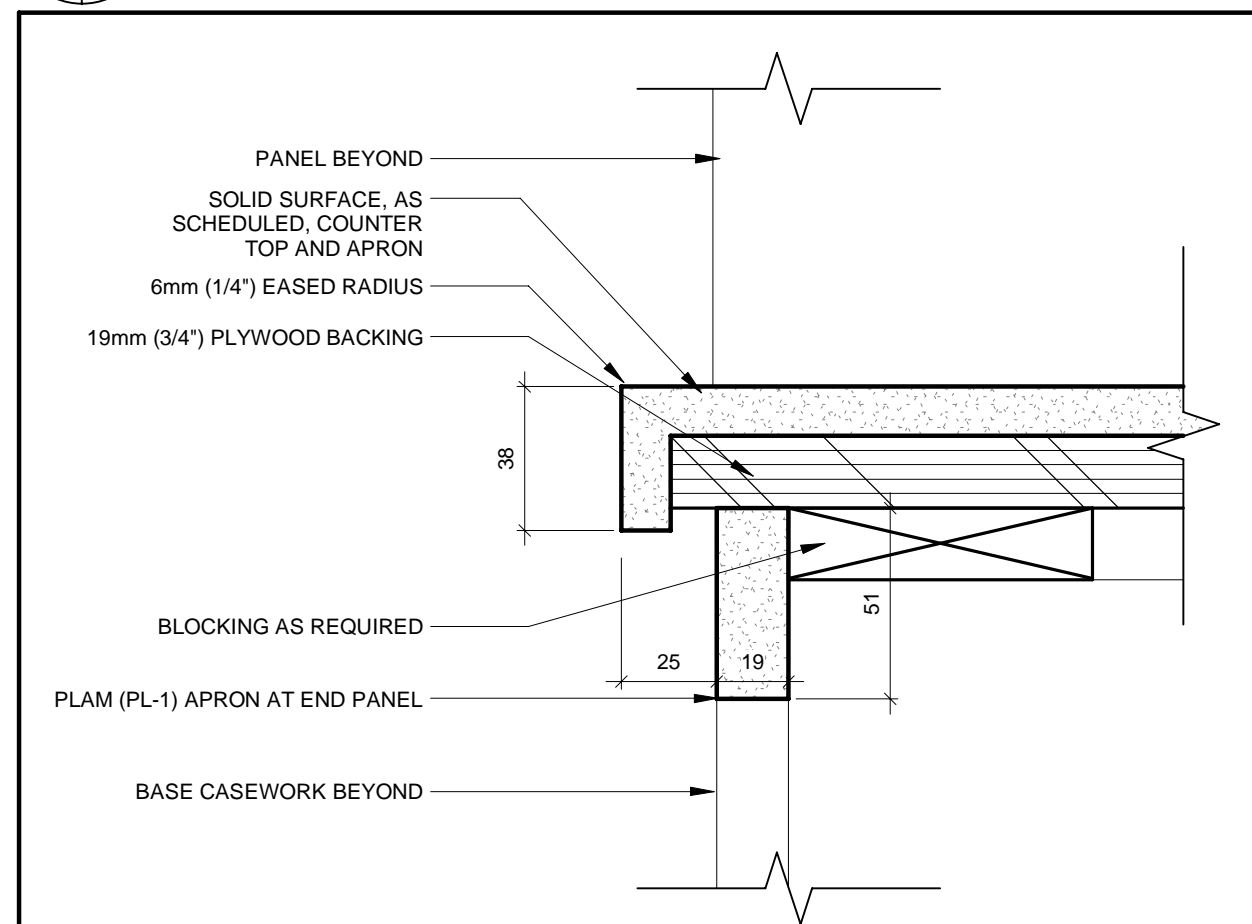
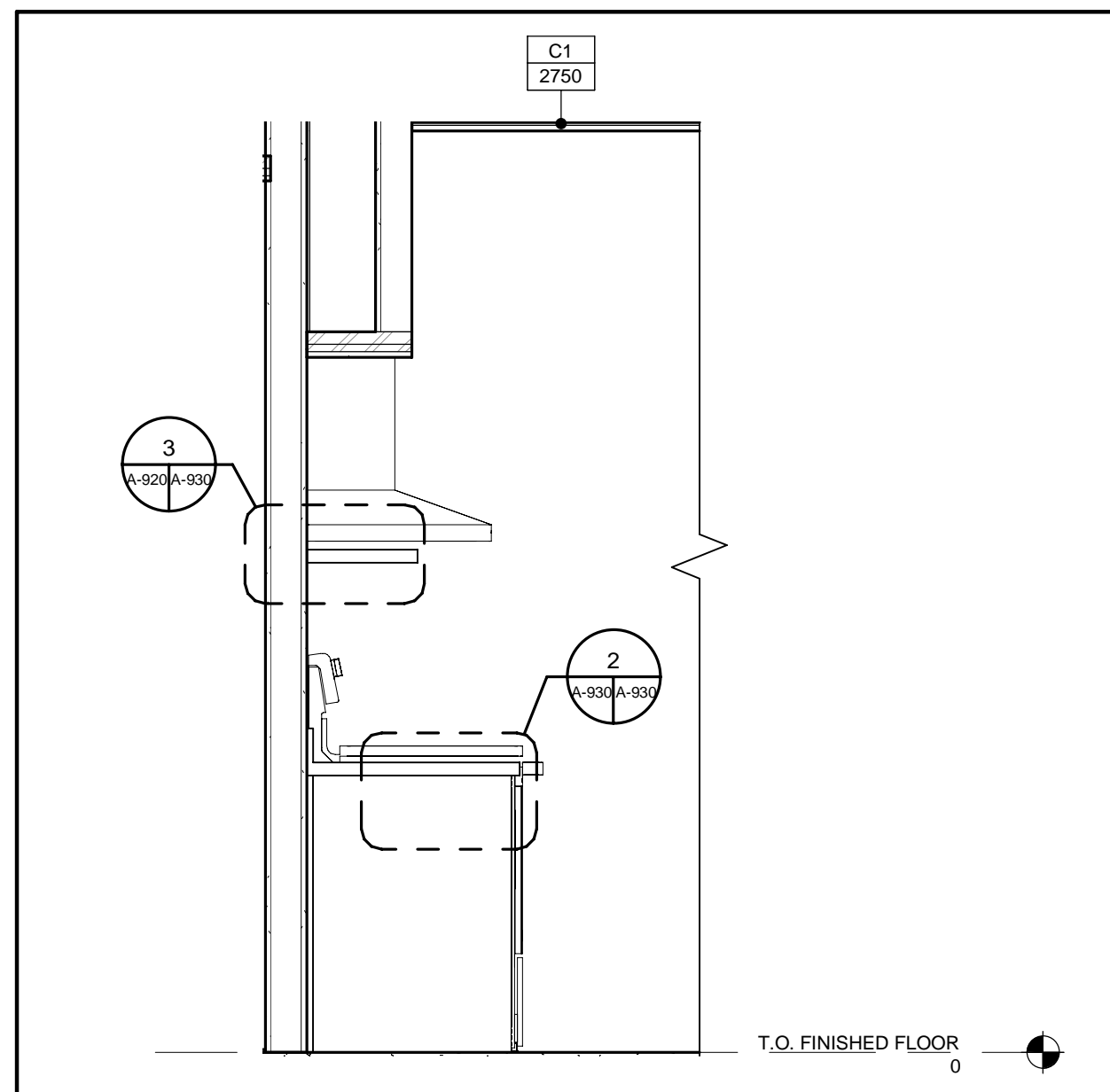
THE REGIONAL MUNICIPALITY OF DURHAM

WORKS DEPARTMENT

DESIGN, CONSTRUCTION & ASSET MANAGEMENT

NEW SEATON PARAMEDIC STATION AND TRAINING FACILITY IN PICKERING INTERIOR ELEVATIONS AND MILLWORK

PROPERTY NO.	FACILITIES CODE	FACILITIES PROJECT NO. PO61- 18- 01
CONTRACT NO. T- 1160- 2021	DRAWING NO. A- 924	SHEET NO.




ALL MEASUREMENTS ARE TO BE VERIFIED BY THE CONTRACTOR ON SITE AND ANY DISCREPANCIES ARE TO BE REPORTED BEFORE PROCEEDING WITH THE WORK. THE REGION OF DURHAM ASSUMES NO RESPONSIBILITY FOR THE ACCURACY OF THE LOCATION OF EXISTING SERVICES AS INDICATED ON THIS DRAWING. DO NOT SCALE DRAWINGS.

[illegible][illegible]**AECOM**

AECOM Canada Architects Ltd.
50 Sportsworld Crossing Road, Suite 290
Kitchener, Ontario, N2P 0A4
519 650 5313 tel 519 650 3424 fax
www.aecom.com

SUB CONSULTANT



DESIGN BY: JC / MF	SCALE: As Indicated
DRAWN BY: PP	DATE: 03/23/21
CHECKED BY: JC	CONSULTANT PROJECT NO. 60611569
APPROVED BY: RT	CLIENT FILE No.: 811/20

[illegible]

1	09/22/21	ISSUED FOR TENDER
NO	DATE	NAME
REVISIONS		



THE REGIONAL MUNICIPALITY
OF DURHAM

WORKS DEPARTMENT
DESIGN, CONSTRUCTION & ASSET MANAGEMENT

NEW SEATON PARAMEDIC STATION AND TRAINING FACILITY IN PICKERING CASEWORK DETAILS

PROPERTY NO.	FACILITIES CODE	FACILITIES PROJECT NO. P061- 18- 01
CONTRACT NO. T- 1160- 2021	DRAWING NO. A- 930	SHEET NO.