

CITY OF TORONTO ACCESSIBILITY UPGRADES

9119- 19- 0162 / IBI 122260

Fire Station 112 & EMS Station 16
5700 Bathurst St

GROUP 08
SEQ 265



ISSUES		
No.	DESCRIPTION	DATE
0	ISSUED FOR CONSTRUCTION	2021-10-19

CITY OF TORONTO
ACCESSIBILITY UPGRADES
PROGRAM GROUP 08

PROJECT NO: 9119- 19- 0162 / IBI 122260		
DATE: 2021-10-19		
SHEET NUMBER G08-265-G0001	ISSUE 0	

ISSUED FOR CONSTRUCTION

GENERAL DRAWING INDEX	
SHEET NUMBER	SHEET NAME
G0001	COVER SHEET
G0002	DRAWING LIST AND BUILDING CODE MATRIX

ARCHITECTURAL DRAWING INDEX	
SHEET NUMBER	SHEET NAME
A1201	SITE PLAN
A1202	ENLARGED SITE PLAN
A2011	FIRST FLOOR STAGING PLAN
A2021	SECOND FLOOR STAGING PLAN
A2031	EMS SECOND FLOOR STAGING PLAN
A2111	FIRST FLOOR DEMOLITION PLAN
A2121	SECOND FLOOR DEMOLITION PLAN
A2131	EMS SECOND FLOOR DEMOITION PLAN
A2411	FIRST FLOOR PROPOSED PLAN
A2421	SECOND FLOOR PROPOSED PLAN
A2431	EMS SECOND FLOOR PROPOSED PLAN
A2621	SECOND FLOOR FLOOR FINISH PLAN
A2631	EMS SECOND FLOOR FINISH PLAN
A2831	EMS SECOND FLOOR REFLECTED CEILING PLAN
A5011	EMS SECOND FLOOR WASHROOM PLANS & ELEVATIONS
A5012	EMS SECOND FLOOR BARRIER FREE WASHROOM ELEVATIONS
A5111	RAMP PLANS & DETAILS
A5211	STAIR A PLAN & DETAILS - NORTH ENTRANCE
A5212	STAIR B PLAN & DETAILS - PARKING ENTRANCE
A5213	STAIR D PLAN & DETAILS - SOUTH EMS
A5214	STAIR C & E PLANS & DETAILS - EMS
A6011	BUILDING ELEVATIONS
A7111	EMS SECOND FLOOR KITCHENETTE PLAN AND ELEVATIONS
A7112	SECOND FLOOR KITCHEN PLAN AND ELEVATIONS
A7113	RECEPTION DESK
A7114	RECEPTION DESK SECTIONS
A9001	ROOM FINISH SCHEDULE
A9111	DOOR SCHEDULE
A8010 to A8102 - SIGNAGE DRAWINGS **ADDED AFTER TENDER - CHANGE TO BE ISSUED	

MECHANICAL DRAWING INDEX	
SHEET NUMBER	SHEET NAME
M0001	MECHANICAL DRAWING LIST
M0201	EQUIPMENT SCHEDULE
M1101	DEMOLITION PLAN - SECOND FLOOR
M2101	PLUMBING - SECOND FLOOR
M3101	DRAINAGE - SECOND FLOOR
M5101	HVAC - SECOND FLOOR

ELECTRICAL DRAWING INDEX	
SHEET NUMBER	SHEET NAME
E0000	DRAWING LIST
E1101	ELECTRICAL DEMOLITION PLAN 1ST FLOOR
E1102	ELECTRICAL DEMOLITION PLAN 2ND FLOOR
E2101	POWER & SYSTEMS PLAN 1ST FLOOR
E2102	POWER & SYSTEMS PLAN 2ND FLOOR

CLIENT

CITY OF TORONTO



Corporate Real Estate Management
Project Management Office
Metro Hall Toronto, ON
MSV 3C6

COPYRIGHT

This drawing has been prepared solely for the intended use. Thus any reproduction or distribution for any purpose other than authorized by IBI Group is forbidden. Written dimensions shall have precedence over scaled dimensions. Contractors shall verify and be responsible for all dimensions and conditions on the job, and IBI Group shall be informed of any variations from the dimensions and conditions shown on the drawing. Shop drawings shall be submitted to IBI Group for general concurrence before proceeding with fabrication.

IBI Group Professional Services (Canada) Inc.
is a member of the IBI Group of companies

ISSUES

No.	DESCRIPTION	DATE
0	ISSUED FOR CONSTRUCTION	2021-10-19

CONSULTANTS

SEAL

PRIME CONSULTANT

IBI GROUP

175 Galaxy Blvd, Unit 100
Toronto, ON M9W 0C9, Canada
tel 416 679 1930 fax 416 675 4620
ibigroup.com

PROJECT TITLE

CITY OF TORONTO
ACCESSIBILITY UPGRADES

PROJECT ADDRESS

Fire Station 112 & EMS
Station 16
5700 Bathurst St

PROJECT NO:
9119- 19- 0162 / IBI 122260

DRAWN BY:
A. KVASNIUK

CHECKED BY:
L. BANDIERA

PROJECT MGR:
F. BOLOURIAN

APPROVED BY:
E. FENUTA

SHEET TITLE

DRAWING LIST AND
BUILDING CODE MATRIX

SHEET NUMBER

G08-265-G0002

ISSUE

0

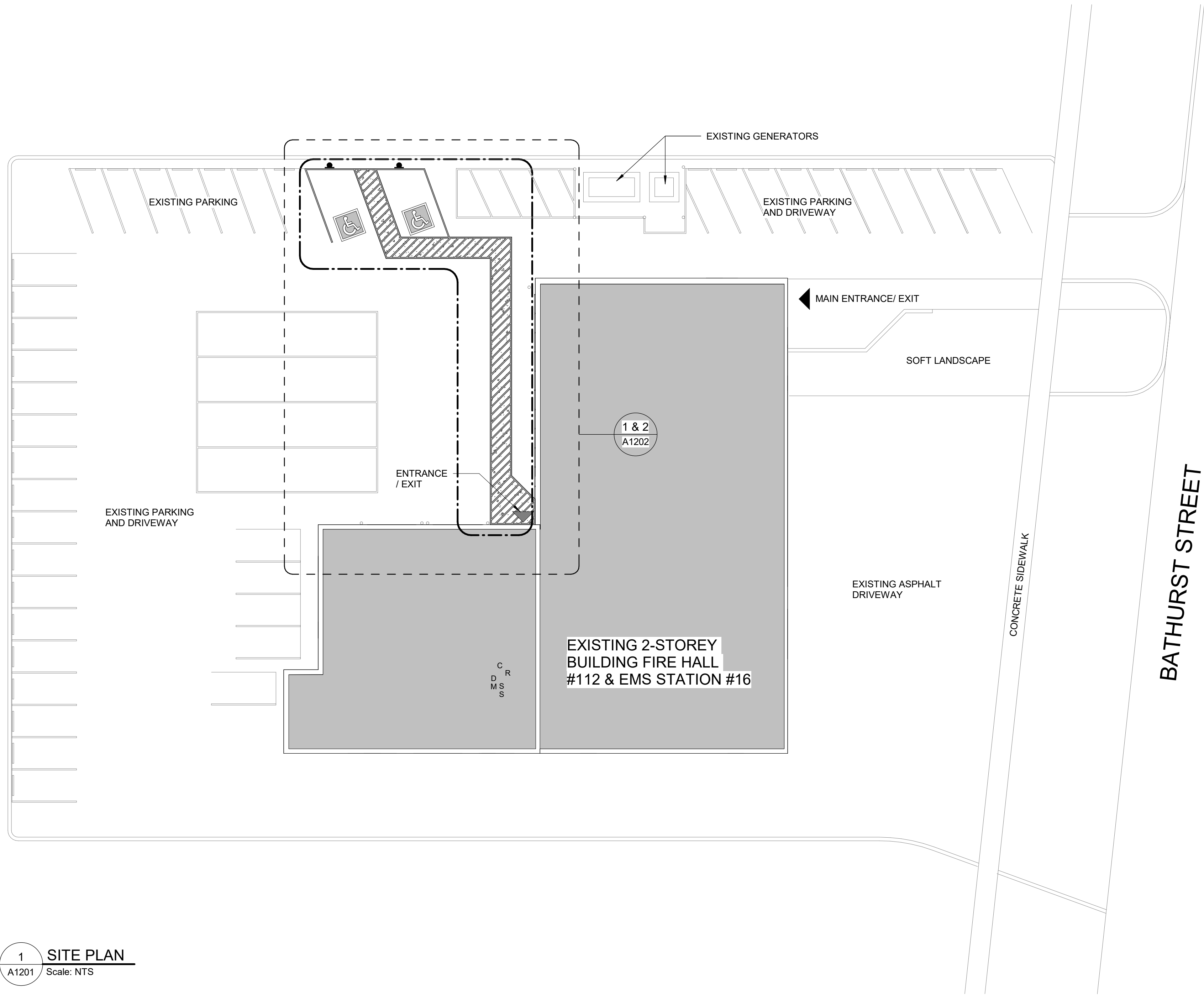
Firm Name: IBI GROUP ARCHITECTS (CANADA) INC. CERTIFICATE OF PRACTICE NUMBER 5605 100-175 Galaxy Boulevard Toronto, ON M9W 0C9 T 416 679 1930 F 416 675 4620			Name of Project FIRE HALL No. 112 & EMS STATION No. 16 ACCESSIBILITY UPGRADES Location 5700 BATHURST ST NORTH YORK, ON M2R 3W2		
ITEM	Ontario's 2012 Building Code Data Matrix Part 3 or 9		OBC REFERENCE <small>References are to Division B unless noted (A) for Division A or (C) for Division C</small>		REMARKS
1.	PROJECT DESCRIPTION	<div><input type="checkbox"/> New <input type="checkbox"/> Addition <input type="checkbox"/> Alteration</div> <div><input type="checkbox"/> CHANGE OF USE</div>	<input checked="" type="checkbox"/> PART 11 11.1 to 11.4	<input checked="" type="checkbox"/> PART 3 1.1.2. [A] <input type="checkbox"/> PART 9 1.1.2. [A] & 9.10.1.3.	
2.	MAJOR OCCUPANCY(S) GROUP D - BUSINESS AND PERSONAL SERVICE OCCUPANIES SUBSIDIARY OCCUPANCY(S) GROUP F DIVISION 3 - LOW FIRE LOAD OCCUPANCY		3.1.2.1. (1)	9.10.2.	EXISTING NO CHANGE
3.	BUILDING AREA (m²) EXISTING - 948.2 NEW - 0 TOTAL - 948.2		1.4.1.2. [A]	1.4.1.2. [A]	
4.	GROSS AREA (m²) EXISTING - 1822.4 NEW - 0 TOTAL - 1822.4		1.4.1.2. [A]	1.4.1.2. [A]	EXISTING NO CHANGE
5.	NUMBER OF STOREYS ABOVE GRADE - 2 BELOW GRADE -		1.4.1.2. [A] & 3.2.1.1.	1.4.1.2. [A] & 9.10.4.	
6.	NUMBER OF STREETS/FIRE FIGHTER ACCESS - 1		3.2.2.10. & 3.2.5.	9.10.20.	
7.	BUILDING CLASSIFICATION -	EXISTING NO CHANGE	3.2.2.67.	9.10.2.	
8.	SPRINKLER SYSTEM PROPOSED	<div><input type="checkbox"/> ENTIRE BUILDING <input type="checkbox"/> SELECTED COMPARTMENTS <input type="checkbox"/> SELECTED FLOOR AREAS <input type="checkbox"/> BASEMENT <input checked="" type="checkbox"/> NOT REQUIRED</div> <div><input type="checkbox"/> IN LIEU OF ROOF RATING</div>	3.2.2.67 3.2.1.5 3.2.2.17 INDEX	9.10.8.2 INDEX	EXISTING NO CHANGE
9.	STANDPIPE REQUIRED	<input type="checkbox"/> YES <input type="checkbox"/> NO	3.2.9.	N/A	EXISTING NO CHANGE
10.	FIRE ALARM REQUIRED	<input type="checkbox"/> YES <input type="checkbox"/> NO	3.2.4.	9.10.18.	EXISTING NO CHANGE
11.	WATER SERVICE/SUPPLY IS ADEQUATE	<input checked="" type="checkbox"/> YES <input type="checkbox"/> NO	3.2.5.7.	N/A	EXISTING NO CHANGE
12.	HIGH BUILDING	<input type="checkbox"/> YES <input checked="" type="checkbox"/> NO	3.2.6.	N/A	
13.	CONSTRUCTION RESTRICTIONS	<div><input type="checkbox"/> COMBUSTIBLE PERMITTED <input type="checkbox"/> COMBUSTIBLE</div> <div><input type="checkbox"/> NON-COMBUSTIBLE REQUIRED <input type="checkbox"/> NON-COMBUSTIBLE</div> <div><input type="checkbox"/> BOTH</div>	3.2.2.67.	9.10.6.	EXISTING NO CHANGE
14.	MEZZANINE (S) AREA m²	577.5	3.2.1.1. (3) - (8)	9.10.4.1.	
15.	OCCUPANT LOAD BASED ON	<div><input type="checkbox"/> m²/PERSON <input checked="" type="checkbox"/> DESIGN OF BUILDING</div> <div>1ST FLOOR: OCCUPANCY _____ LOAD _____ PERSONS 2ND FLOOR: OCCUPANCY _____ LOAD _____ PERSONS MEZZANINE FLOOR: OCCUPANCY _____ LOAD _____ PERSONS</div>	3.1.17.	4.9.13.	EXISTING NO CHANGE
16.	BARRIER FREE DESIGN	<input checked="" type="checkbox"/> YES <input type="checkbox"/> NO (EXPLAIN)	3.8.	9.5.2.	ONLY PROPOSED AREA OF WORK - COMPLIANT WITH CITY OF TORONTO ACCESSIBILITY DESIGN GUIDELINE DRAFT 2016 WHEN POSSIBLE
17.	HAZARDOUS SUBSTANCES	<input type="checkbox"/> YES <input checked="" type="checkbox"/> NO	3.3.1.2 & 3.3.1.19	9.10.1.3.(4)	
18a.	REQUIRED FIRE RESISTANCE RATING (FRR)	<div>HORIZONTAL ASSEMBLIES FRR (HOURS) FLOORS NO CHANGE ROOF NO CHANGE MEZZANINE N/A</div>	3.2.2.67. & 3.2.1.4.	9.10.8. 9.10.9.	

ITEM	Ontario's 2012 Building Code Data Matrix Part 3 or 9								OBC REFERENCE <small>References are to Division B unless noted (A) for Division A or (C) for Division C</small>			REMARKS			
18b.	REQUIRED FIRE RESISTANCE RATING (FRR)	FRR OF SUPPORTING MEMBERS		LISTED DESIGN NO. OR DESCRIPTION (SB-2)					SB-2 TABLE 2.1.1.						
		FLOORS	<u>NO CHANGE</u>												
		ROOF	<u>NO CHANGE</u>	SB-2 TABLE 2.1.1.											
		MEZZANINE													
19.	SPATIAL SEPARATION - CONSTRUCTION OF EXTERIOR WALLS								3.2.3.	9.10.14.					
	WALL	AREA OF EBF (m²)	LD (M)	L/H OR H/L	PERMITTED MAX. % OF OPENINGS	PROPOSED % OF OPENINGS	FRR (HOURS)	LISTED DESIGN OR DESCRIPTION	COMB. CONST.	COMB. CONST. NONC-GLASSING	NON-COMB. CONST.	EXISTING NO CHANGE			
	NORTH					-	0	-	-	-					
	SOUTH					-	0	-	-	-					
	EAST					-	0	-	-	-					
	WEST					-	0	-	-	-					
20.	PLUMBING FIXTURE REQUIREMENTS										-				
	MALE / FEMALE COUNT @ _____ % / _____ % EXCEPT AS NOTED OTHERWISE										EXISTING NO CHANGE NEW B.F. WASHROOM ADDED ON EMS FLOOR			<input checked="" type="checkbox"/> PART 3	<input type="checkbox"/> PART 9
	MAJOR OCCUPANCY _____					OCCUPANT LOAD		OBC TABLE NUMBER		FIXTURES REQUIRED	FIXTURES PROVIDED				
						50 MALE		3.7.4.7.		4	9	3.7.4.7.			
						50 FEMALE		3.7.4.7.		4	8	3.7.4.7.			
21.	EXITS/ ACCESS TO EXIT-											EXISTING NO CHANGE			
22.	OTHER (DESCRIBE) -														
ITEM	Ontario Building Code Data Matrix - Part 11 - Renovation of Existing Building										OBC REFERENCE		REMARKS		
11.1	EXISTING BUILDING CLASSIFICATION:		DESCRIBE EXISTING USE: CONSTRUCTION INDEX: HAZARD INDEX: <input checked="" type="checkbox"/> NOT APPLICABLE (NO CHANGE OF MAJOR OCCUPANCY)							11.2.1. TABLE 11.2.1.1.A. TABLE 11.2.1.1.B. TO N					
11.2	ALTERATION TO EXISTING BUILDING IS:		BASIC RENOVATION <input checked="" type="checkbox"/> EXTENSIVE RENOVATION <input type="checkbox"/>							11.3.3.1. 11.3.3.2.					
11.3	REDUCTION IN PERFORMANCE LEVEL:		STRUCTURAL: BY INCREASE IN OCCUPANT LOAD: BY CHANGE OF MAJOR OCCUPANCY: PLUMBING: SEWAGE SYSTEM:							11.4.2. 11.4.2.1. 11.4.2.2. 11.4.2.3.					
11.4	COMPENSATING CONSTRUCTION:		STRUCTURAL:							11.4.3 11.4.3.2					
			BY INCREASE IN OCCUPANT LOAD:							11.4.3.3					
			BY CHANGE OF MAJOR OCCUPANCY:							11.4.3.4					
			PLUMBING:							11.4.3.5					
11.5	COMPLIANCE ALTERNATIVES PROPOSED:		SEWAGE SYSTEM:							11.4.3.6					
			<input checked="" type="checkbox"/> NO <input type="checkbox"/> YES (GIVE NUMBERS)							11.5.1					



IMAGE SOURCE: GOOGLE MAPS

2
A1201
KEY MAP
Scale: NTS



1
A1201
SITE PLAN
Scale: NTS

SITE LEGEND




NEW BARRIER FREE PARKING
SPACE - REFER TO DETAIL
1/D1701 & 5/D1701



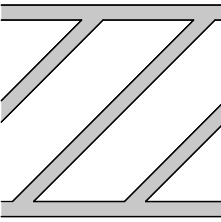
ACCESSIBLE PARKING SIGN ON
POST - REFER TO DETAIL 2/D1702



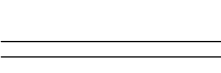
EXISTING MAIN ENTRANCE



EXISTING EXIT TO REMAIN



NEW PAINTED LINE MARKING
DETAIL - REFER TO DETAIL 3/D1701



NEW PAINTED LINE MARKING
DETAIL - REFER TO DETAIL 4/D1701



DASHED AREA INDICATES
AREA OF WORK

SITE PLAN GENERAL NOTES

- 1 SITE PLAN DIMENSIONS ARE APPROXIMATE AND BASED ON GOOGLE MAPS. CONTRACTOR TO VERIFY ALL DIMENSIONS AND EXISTING SITE SERVICE. CONTRACTOR TO REPORT ANY DISCREPANCY TO THE CONSULTANT AND THE OWNER BEFORE COMMENCEMENT OF WORK.
- 2 CONTRACTOR TO COORDINATE ENTRANCES WITH OWNER FOR HOARDING AND EXTERIOR FENCING. RESTORE ALL WALKWAYS, DRIVEWAYS, PAVING AND SOFT LANDSCAPING MATERIAL AROUND EXCAVATED AREAS AFTER CONSTRUCTION. MATCH MATERIAL AND FINISH.
- 3 VERIFY ALL UNDERGROUND UTILITIES PRIOR TO EXCAVATION AND REPORT CONFLICTS TO THE CONSULTANT.

CLIENT

CITY OF TORONTO
Corporate Real Estate Management
Project Management Office
Metro Hall Toronto, ON
MSV 3C6

COPYRIGHT

This drawing has been prepared solely for the intended use. No reproduction or distribution for any purpose other than authorized by IBI Group is forbidden. Written dimensions shall have precedence over scaled dimensions. Contractors shall verify and be responsible for all dimensions and conditions on the job, and IBI Group shall be informed of any variations from the dimensions and conditions shown on the drawing. Shop drawings shall be submitted to IBI Group for general conformance before proceeding with fabrication.

IBI Group Professional Services (Canada) Inc.
is a member of the IBI Group of companies

ISSUES

No.	DESCRIPTION	DATE
0	ISSUED FOR CONSTRUCTION	2021-10-19

CONSULTANTS

SEAL



PRIME CONSULTANT

IBI GROUP
175 Galaxy Blvd, Unit 100
Toronto, ON M9W 0C9, Canada
tel 416 679 1930 fax 416 675 4620
ibigroup.com

PROJECT TITLE

**CITY OF TORONTO
ACCESSIBILITY UPGRADES**

PROJECT ADDRESS

**Fire Station 112 & EMS
Station 16
5700 Bathurst St**

PROJECT NO:

9119- 19- 0162 / IBI 122260

DRAWN BY:

A. KVASNIUK

CHECKED BY:

L. BANDIERA

PROJECT MGR:

F. BOLOURIAN

APPROVED BY:

E. FENUTA

SHEET TITLE

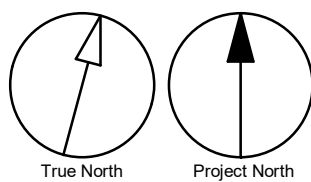
SITE PLAN

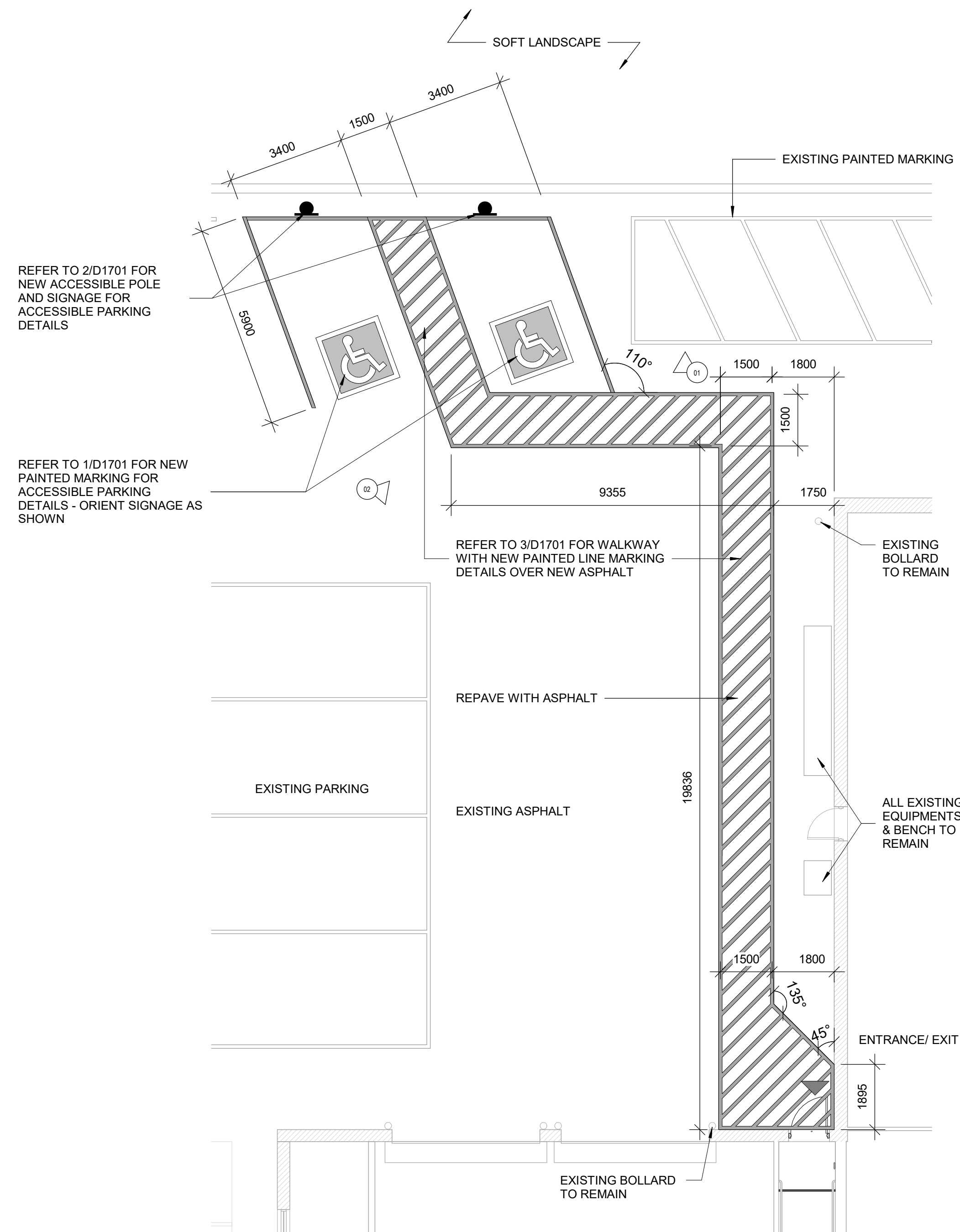
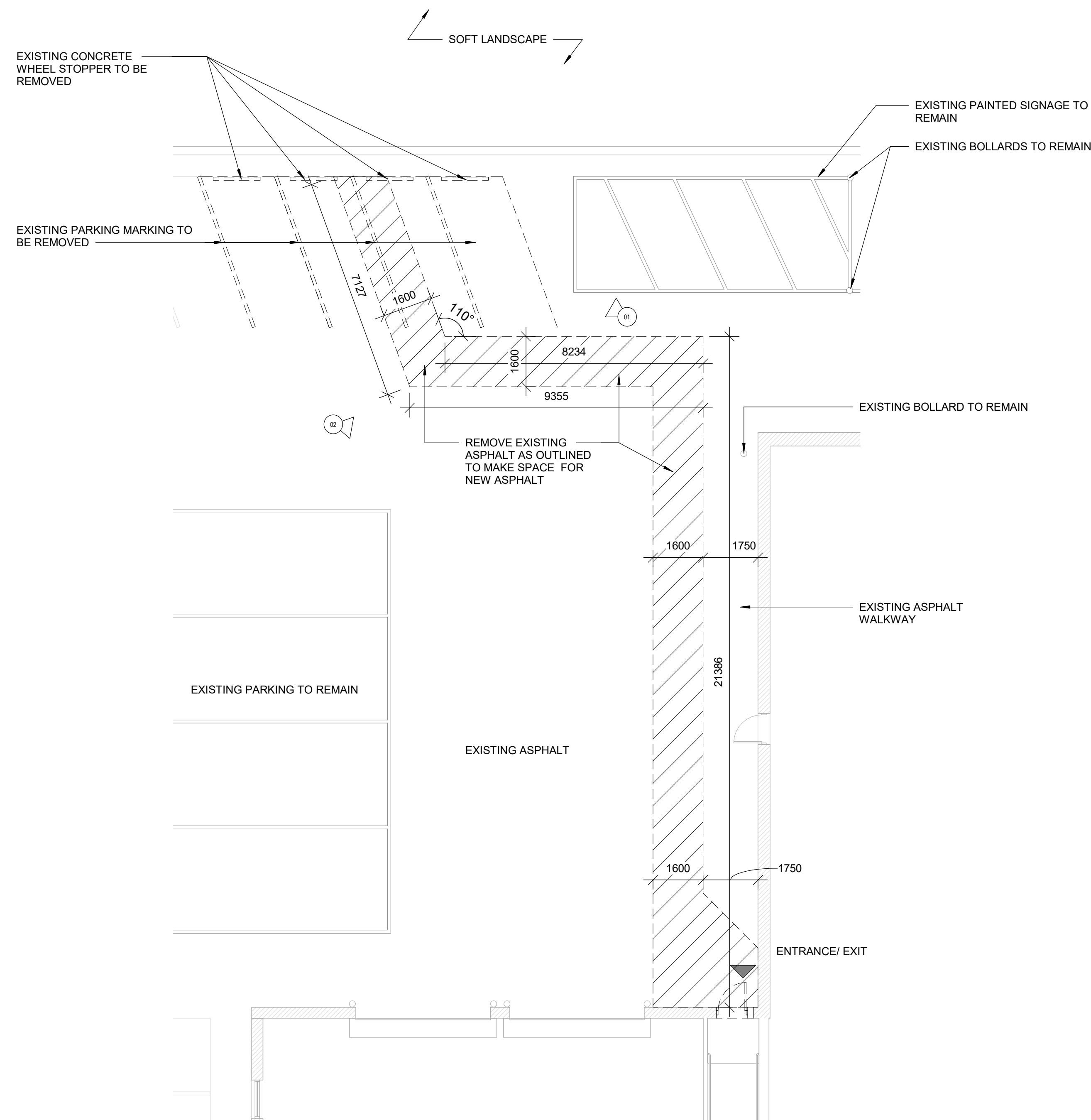
SHEET NUMBER

G08-265-A1201


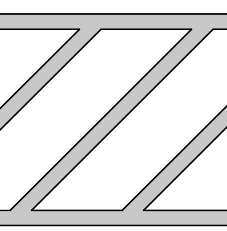

ISSUE

0



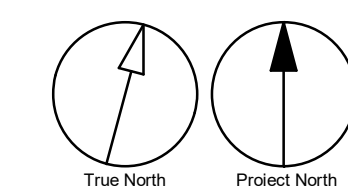


- ## SITE LEGEND



SITE PLAN GENERAL NOTES

- | | |
|---|--|
| 1 | SITE PLAN DIMENSIONS ARE APPROXIMATE AND BASED ON GOOGLE MAPS. CONTRACTOR TO VERIFY ALL DIMENSIONS, AND EXISTING SITE SERVICE. CONTRACTOR TO REPORT ANY DISCREPANCY TO THE CONSULTANT AND THE OWNER BEFORE COMMENCEMENT OF WORK. |
| 2 | CONTRACTOR TO COORDINATE ENTRANCES WITH OWNER FOR HOARDING AND EXTERIOR FENCING. RESTORE ALL WALKWAYS, DRIVEWAYS, PAVING AND SOFT LANDSCAPING MATERIAL AROUND EXCAVATION AREAS AFTER CONSTRUCTION MATCHES EXISTING FINISH. |
| 3 | VERIFY ALL UNDERGROUND UTILITIES PRIOR TO EXCAVATION AND REPORT CONFLICTS TO THE CONSULTANT. |



CLIENT

CITY OF TORONTO



Corporate Real Estate Management
Project Management Office
Metro Hall Toronto, ON
M5V 3C6

COPYRIGHT

This drawing has been prepared solely for the intended use, thus any reproduction or distribution for any purpose other than authorized by IBI Group is forbidden. Written dimensions shall have precedence over scaled dimensions. Contractors shall verify and be responsible for all dimensions and conditions on the job, and IBI Group shall be informed of any variations from the dimensions and conditions shown on the drawing. Shop drawings shall be submitted to IBI Group for general conformance before proceeding with fabrication.

IBI Group Professional Services (Canada) Inc.
is a member of the IBI Group of companies

ISSUES

No.	DESCRIPTION	DATE
0	ISSUED FOR CONSTRUCTION	2021-10-

CONSULTANTS

SEAL



PRIME CONSULTANT



IBI GROUP
175 Galaxy Blvd, Unit 100
Toronto, ON M9W 0C9, Canada
tel 416 679 1930 fax 416 675 4620
ibigroup.com

PROJECT TITLE
CITY OF TORONTO
ACCESSIBILITY UPGRADES

PROJECT ADDRESS
Fire Station 112 & EMS
Station 16
5700 Bathurst St

PROJECT NO:
9119- 19- 0162 / IBI 122260

DRAWN BY:
A. KVASNIUK

CHECKED BY:	
L. BANDIERA	

PROJECT MGF
F.BOLOURIAN

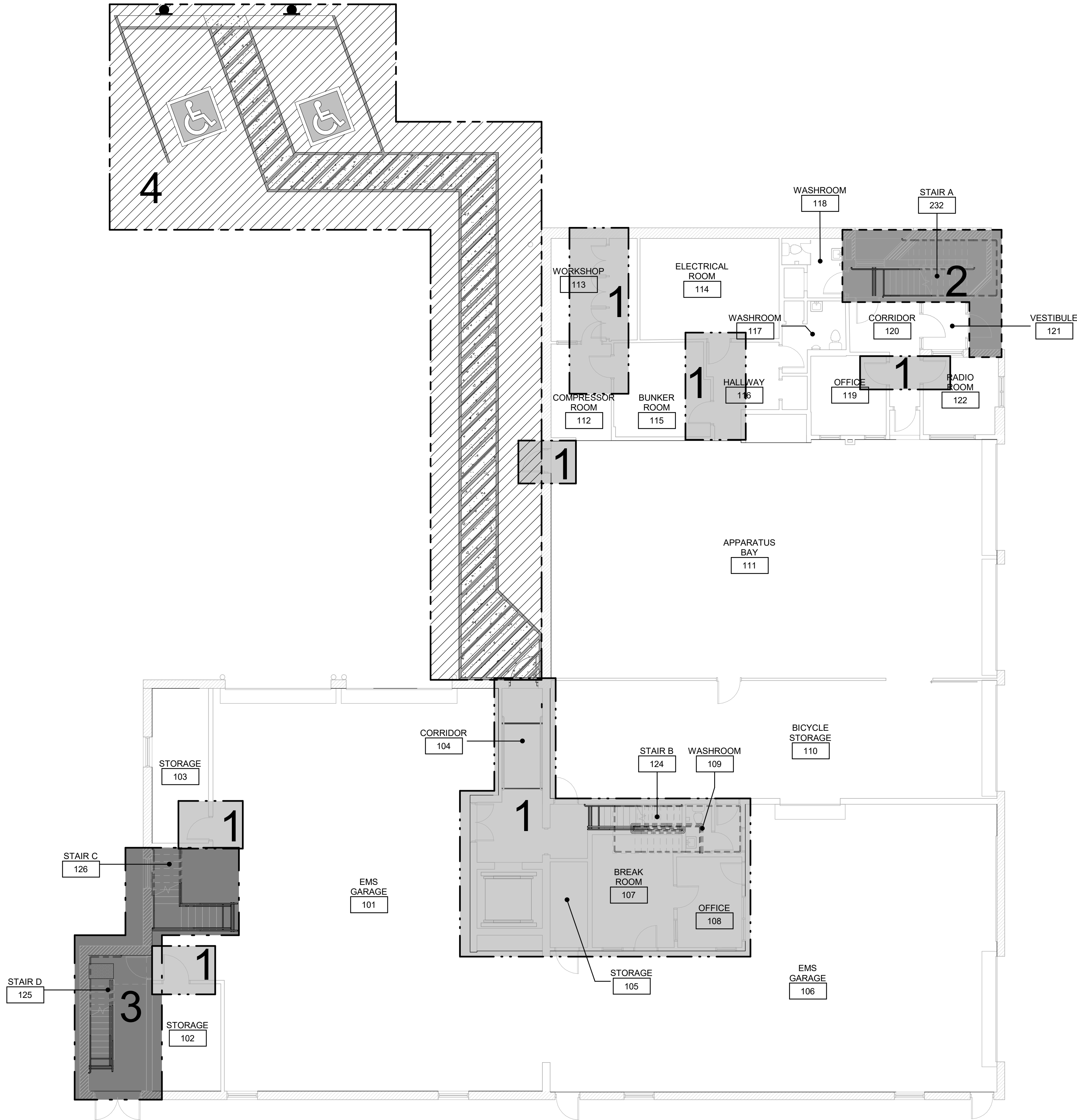
APPROVED BY
E. FENUTA

SHEET TITLE
ENLARGED SITE PLAN

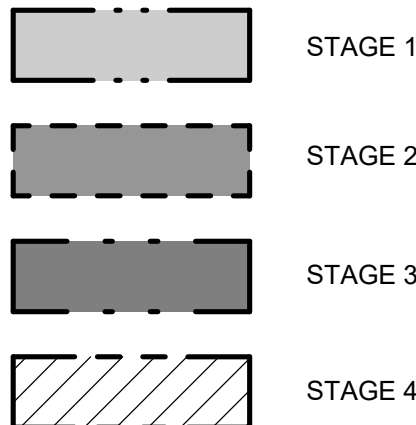
SHEET NUMBER
G08-265-A1202

ISSUE
0

2021-10-19 5:09:17 PM



CONSTRUCTION STAGING LEGEND



STAGING GENERAL NOTES

- 1 EXISTING FACILITY WILL REMAIN OPERATIONAL DURING CONSTRUCTION. CONSTRUCTION WORKS CANNOT IMPACT FACILITY OPERATION WITHOUT FIRST NOTIFYING AND CONSULTING WITH THE OWNER.
- 2 ALL STAGES TO BE COMPLETED IN SEQUENTIAL ORDER.
- 3 PROVIDE TEMPORARY EXITING FROM BUILDING WITH EXITING SIGNAGE AS REQUIRED BY OBC.
- 4 IF EXISTING FIRE ALARM SYSTEM NEEDS TEMPORARILY TO BE INTERRUPTED TO COMPLETE THE WORK A FULL-TIME FIRE WATCH SHALL BE PROVIDED.
- 5 CONTRACTOR SHALL ALLOW FOR THE FOLLOWING:
A) TEMPORARY SIGNAGE
B) TEMPORARY ACCESS WITH ACCESSIBLE RAMPS AS REQUIRED BY ONTARIO REGULATION 191/11 80.13.
- 6 ALL STAGING INCLUDES BOTH DEMOLITION AND NEW SCOPE OF WORKS.
- 7 PROVIDE AND MODIFY CONSTRUCTION BARRIER/SIGNAGE ETC. TO SUIT SITE CONDITION AND CONSTRUCTION SEQUENCE.
- 8 WORK LISTED IN STAGES ARE FOR REFERENCE ONLY. EACH STAGE MUST COMPLETE ALL WORK AS PER CONTRACT DOCUMENTS.
- 9 FOR ALL OTHER REQUIREMENTS - REFER TO SPECIFICATIONS.

CLIENT

CITY OF TORONTO
Corporate Real Estate Management
Project Management Office
Metro Hall Toronto, ON
MSV 3C6

COPYRIGHT

This drawing has been prepared solely for the intended use. Thus any reproduction or distribution for any purpose other than authorized by IBI Group is forbidden. Written dimensions shall have precedence over scaled dimensions. Contractors shall verify and be responsible for all dimensions and conditions on the job, and IBI Group shall be informed of any variations from the dimensions and conditions shown on the drawing. Shop drawings shall be submitted to IBI Group for general conformance before proceeding with fabrication.

IBI Group Professional Services (Canada) Inc.
is a member of the IBI Group of companies

ISSUES

No.	DESCRIPTION	DATE
0	ISSUED FOR CONSTRUCTION	2021-10-19

CONSULTANTS

SEAL



PRIME CONSULTANT



IBI GROUP
175 Galaxy Blvd, Unit 100
Toronto, ON M9W 0C9, Canada
tel 416 679 1930 fax 416 675 4620
ibigroup.com

PROJECT TITLE

**CITY OF TORONTO
ACCESSIBILITY UPGRADES**

PROJECT ADDRESS

**Fire Station 112 & EMS
Station 16
5700 Bathurst St**

PROJECT NO:

9119- 19- 0162 / IBI 122260

DRAWN BY:

A. KVASNIUK

CHECKED BY:

L. BANDIERA

PROJECT MGR:

F. BOLOURIAN

APPROVED BY:

E. FENUA

SHEET TITLE

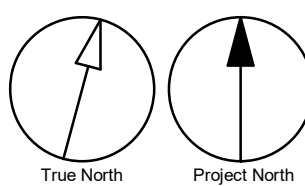
**FIRST FLOOR STAGING
PLAN**

SHEET NUMBER

G08-265-A2011

ISSUE

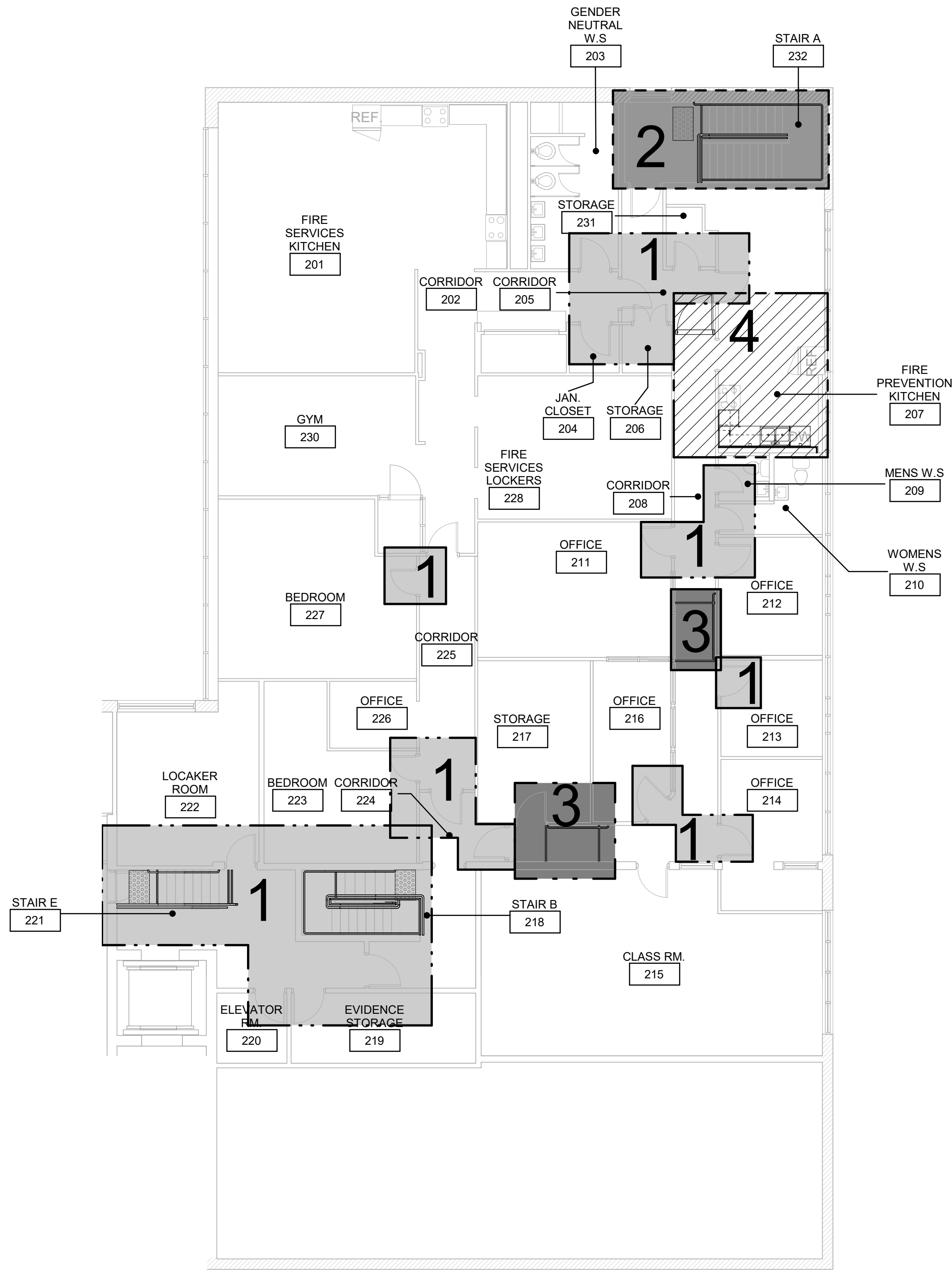

0



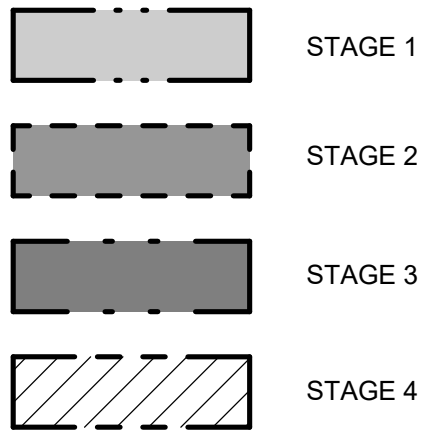
C:\Users\shirley.wong\Documents\REVIT\2020122605-TAU-6-265-57081\HRST-A-R20_shirley.wong\BYP-IR.rvt

10mm

SCALE CHECK
1 in



CONSTRUCTION STAGING LEGEND



STAGING GENERAL NOTES

- 1 EXISTING FACILITY WILL REMAIN OPERATIONAL DURING CONSTRUCTION. CONSTRUCTION WORKS CANNOT IMPACT FACILITY OPERATION WITHOUT FIRST NOTIFYING AND CONSULTING WITH THE OWNER.
- 2 ALL STAGES TO BE COMPLETED IN SEQUENTIAL ORDER.
- 3 PROVIDE TEMPORARY EXITING FROM BUILDING WITH EXITING SIGNAGE AS REQUIRED BY OBC.
- 4 IF EXISTING FIRE ALARM SYSTEM NEEDS TEMPORARILY TO BE INTERRUPTED TO COMPLETE THE WORK A FULL-TIME FIRE WATCH SHALL BE PROVIDED.
- 5 CONTRACTOR SHALL ALLOW FOR THE FOLLOWING:
A) TEMPORARY SIGNAGE
B) TEMPORARY ACCESS WITH ACCESSIBLE RAMPS AS REQUIRED BY ONTARIO REGULATION 191/11 80.13.
- 6 ALL STAGING INCLUDES BOTH DEMOLITION AND NEW SCOPE OF WORKS.
- 7 PROVIDE AND MODIFY CONSTRUCTION BARRIER/SIGNAGE ETC. TO SUIT SITE CONDITION AND CONSTRUCTION SEQUENCE.
- 8 WORK LISTED IN STAGES ARE FOR REFERENCE ONLY. EACH STAGE MUST COMPLETE ALL WORK AS PER CONTRACT DOCUMENTS.
- 9 FOR ALL OTHER REQUIREMENTS - REFER TO SPECIFICATIONS.

CLIENT

CITY OF TORONTO
Corporate Real Estate Management
Project Management Office
Metro Hall Toronto, ON
MSV 3C6

COPYRIGHT


This drawing has been prepared solely for the intended use. Thus any reproduction or distribution for any purpose other than authorized by IBI Group is forbidden. Written dimensions shall have precedence over scaled dimensions. Contractors shall verify and be responsible for all dimensions and conditions on the job, and IBI Group shall be informed of any variations from the dimensions and conditions shown on the drawing. Shop drawings shall be submitted to IBI Group for general conformance before proceeding with fabrication.

IBI Group Professional Services (Canada) Inc.
is a member of the IBI Group of companies

ISSUES

No.	DESCRIPTION	DATE
0	ISSUED FOR CONSTRUCTION	2021-10-19

KEYPLAN



CONSULTANTS

SEAL



PRIME CONSULTANT



PROJECT TITLE

CITY OF TORONTO
ACCESSIBILITY UPGRADES

PROJECT ADDRESS

Fire Station 112 & EMS
Station 16
5700 Bathurst St

PROJECT NO:

9119- 19- 0162 / IBI 122260

DRAWN BY:

A. KVASNIUK

CHECKED BY:

L. BANDIERA

PROJECT MGR:

F. BOLOURIAN

APPROVED BY:

E. FENUA

SHEET TITLE

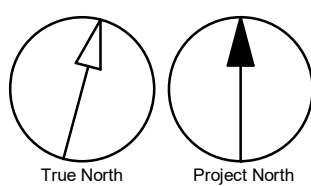
SECOND FLOOR
STAGING PLAN

SHEET NUMBER

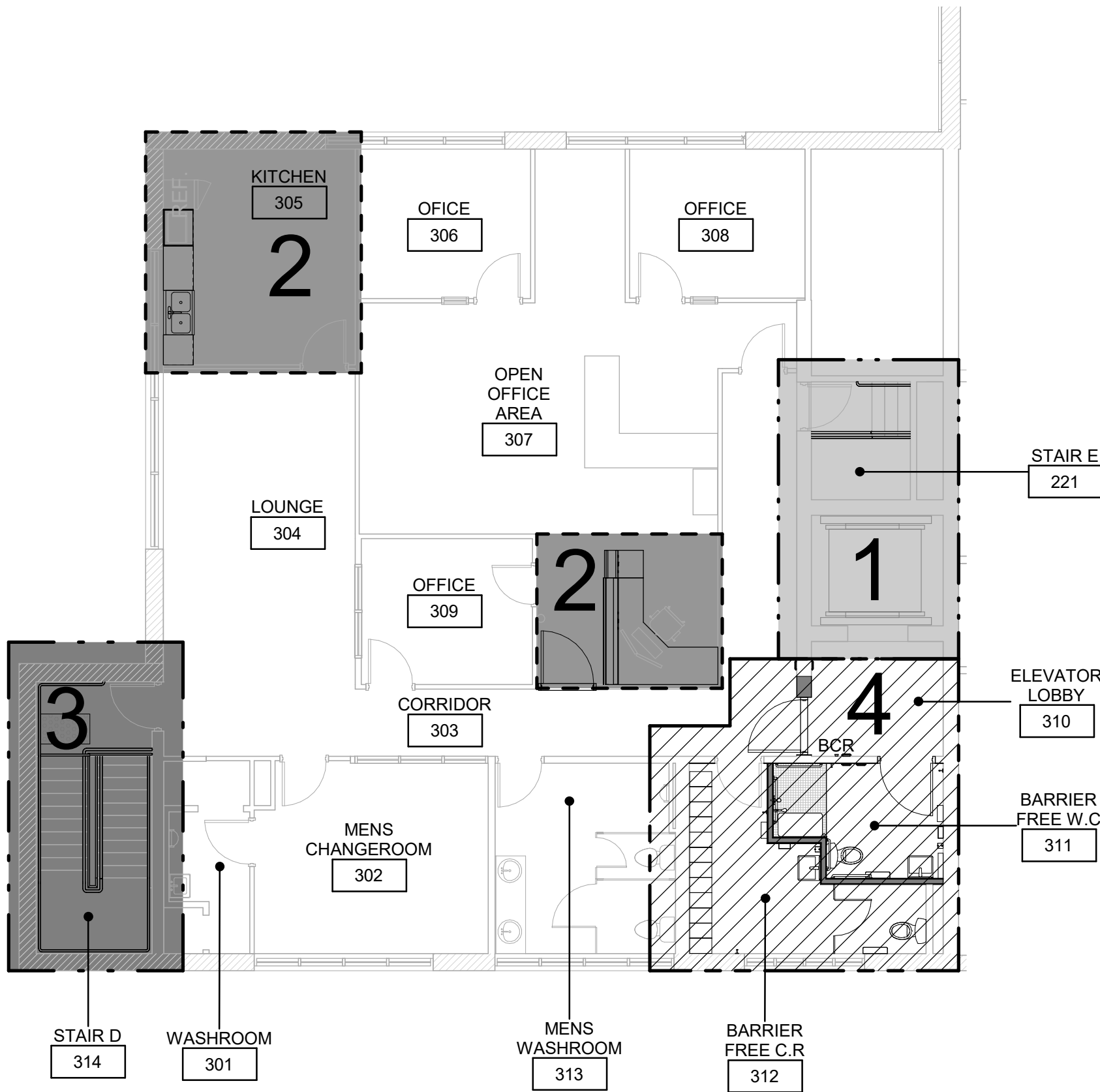

G08-265-A2021

ISSUE

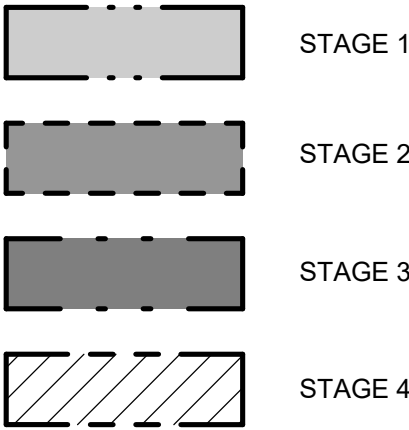
0



2021-10-19 5:09:20 PM



CONSTRUCTION STAGING LEGEND



STAGING GENERAL NOTES

- 1 EXISTING FACILITY WILL REMAIN OPERATIONAL DURING CONSTRUCTION. CONSTRUCTION WORKS CANNOT IMPACT FACILITY OPERATION WITHOUT FIRST NOTIFYING AND CONSULTING WITH THE OWNER.
- 2 ALL STAGES TO BE COMPLETED IN SEQUENTIAL ORDER.
- 3 PROVIDE TEMPORARY EXITING FROM BUILDING WITH EXITING SIGNAGE AS REQUIRED BY OBC.
- 4 IF EXISTING FIRE ALARM SYSTEM NEEDS TEMPORARILY TO BE INTERRUPTED TO COMPLETE THE WORK A FULL-TIME FIRE WATCH SHALL BE PROVIDED.
- 5 CONTRACTOR SHALL ALLOW FOR THE FOLLOWING:
A) TEMPORARY SIGNAGE
B) TEMPORARY ACCESS WITH ACCESSIBLE RAMPS AS REQUIRED BY ONTARIO REGULATION 191/11 80-13.
- 6 ALL STAGING INCLUDES BOTH DEMOLITION AND NEW SCOPE OF WORKS.
- 7 PROVIDE AND MODIFY CONSTRUCTION BARRIER/SIGNAGE ETC. TO SUIT SITE CONDITION AND CONSTRUCTION SEQUENCE.
- 8 WORK LISTED IN STAGES ARE FOR REFERENCE ONLY. EACH STAGE MUST COMPLETE ALL WORK AS PER CONTRACT DOCUMENTS.
- 9 FOR ALL OTHER REQUIREMENTS - REFER TO SPECIFICATIONS.

CLIENT
CITY OF TORONTO


Corporate Real Estate Management
Project Management Office
Metro Hall Toronto, ON
MSV 3C6

COPYRIGHT
This drawing has been prepared solely for the intended use. Thus any reproduction or distribution for any purpose other than authorized by IBI Group is forbidden. Written dimensions shall have precedence over scaled dimensions. Contractors shall verify and be responsible for all dimensions and conditions on the job, and IBI Group shall be informed of any variations from the dimensions and conditions shown on the drawing. Shop drawings shall be submitted to IBI Group for general conformance before proceeding with fabrication.

IBI Group Professional Services (Canada) Inc.
is a member of the IBI Group of companies

ISSUES		
No.	DESCRIPTION	DATE
0	ISSUED FOR CONSTRUCTION	2021-10-19

KEYPLAN



CONSULTANTS

SEAL



PRIME CONSULTANT

IBI GROUP
175 Galaxy Blvd, Unit 100
Toronto, ON M9W 0C9, Canada
tel 416 679 1930 fax 416 675 4620
ibigroup.com

PROJECT TITLE
**CITY OF TORONTO
ACCESSIBILITY UPGRADES**

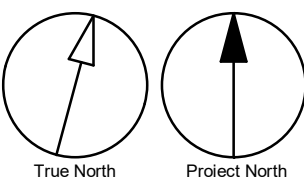
PROJECT ADDRESS
**Fire Station 112 & EMS
Station 16
5700 Bathurst St**

PROJECT NO:
9119- 19- 0162 / IBI 122260

DRAWN BY: A. KVASNIUK	CHECKED BY: L. BANDIERA
PROJECT MGR: F. BOLOURIAN	APPROVED BY: E. FENUTA

SHEET TITLE
**EMS SECOND FLOOR
STAGING PLAN**


SHEET NUMBER G08-265-A2031	ISSUE 0
--------------------------------------	-------------------



C:\Users\shirley.wong\Documents\REVIT\2020\122260\TAU\6-265-5700BTHRST-A-R20_shirley.wong\BYP.RVT

10mm

SCALE CHECK
1 m



EXISTING VENDING MACHINE TO BE RELOCATED. NEW LOCATION BE COORDINATED WITH THE OWNER

PHOTO 01 - STAIR A



PROTECT AND STORE EXISTING FRIDGE, DISHWASHER, STOVE AND MICROWAVE READY TO RELOCATE AFTER INSTALLING NEW MILLWORK. STORING LOCATION WILL BE COORDINATED WITH THE OWNER

PHOTO 02 - FIRE PREVENTION KITCHEN (ROOM 207)


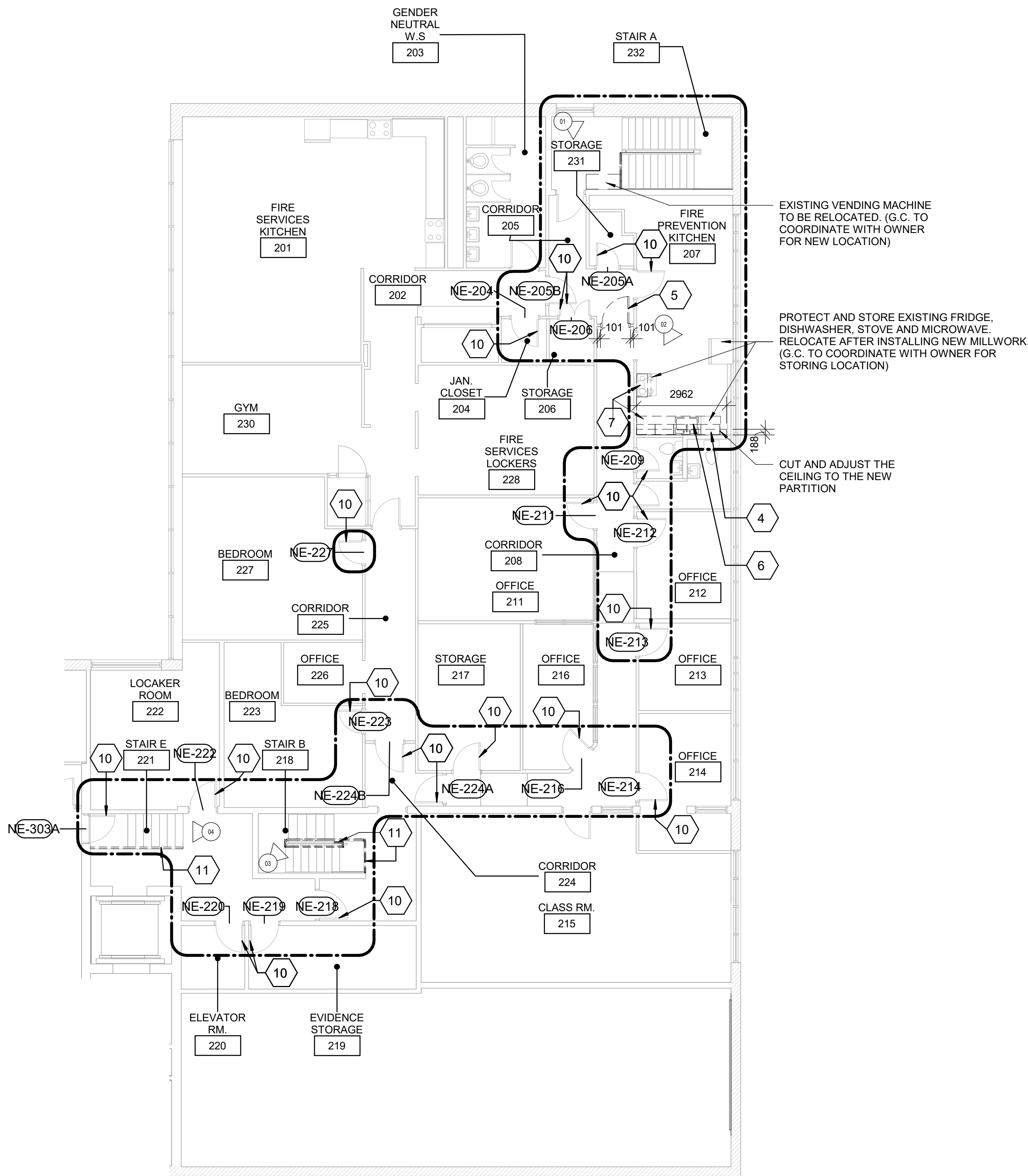


PHOTO 03 - STAIR B



PHOTO 04 - STAIR E



DEMOLITION KEY LEGEND

- EXISTING TO BE DEMOLISHED
- EXISTING INTERIOR PARTITION TO BE DEMOLISHED
- EXISTING EXTERIOR WALL TO REMAIN
- EXISTING PARTITION TO REMAIN
- EXISTING DOOR, FRAME, AND ASSOCIATED HARDWARE TO BE REMOVED
- EXISTING DOOR TO REMAIN
- DASHED AREA INDICATES AREA OF WORK

DEMOLITION GENERAL NOTES

- REMOVE EXISTING ELECTRICAL SWITCHES, RECEPTACLES, CARD READERS AND PULL STATIONS AS IDENTIFIED IN THE ELECTRICAL DRAWINGS. RE-ROUTE MECHANICAL & ELECTRICAL AS REQUIRED.
- REMOVE ALL EXISTING TACTILE SURFACE INDICATORS (WALKING ATTENTION INDICATOR, TEXTURAL WARNING STRIP, NOSING STRIP AND HAZARD STRIP ON HANDRAIL) INCLUDING ADHESIVE MATERIAL AND FASTENING SYSTEM. MAKE GOOD SURFACE TO RECEIVE NEW TACTILE SURFACE INDICATORS IN LOCATIONS SHOWN. INCREASE DEPTH AND EXTENT OF EXISTING FLOOR DEPRESSIONS AND/OR CUT BACK EXISTING FLOOR FINISH AS APPLICABLE TO SUIT THE NEW INSTALLATION.

DEMOLITION KEY NOTES

NO	DESCRIPTION
4	REMOVE EXISTING CEILING TO THE EXTENT OF THE PROPOSED ROOM SIZE.
5	REMOVE EXISTING DOOR AND FRAME. CUT PARTITION TO ACCOMMODATE NEW DOOR AND FRAME IF REQUIRED. PATCH AND FILL AS REQUIRED. REFER TO DETAIL 1/D1002, 2/D1002 AND 1/D2300
6	REMOVE EXISTING PLUMBING FIXTURES AND WASHROOM ACCESSORIES, CAP PLUMBING PIPES.
7	REMOVE EXISTING MILLWORK.
10	REMOVE EXISTING DOOR HARDWARE AS INDICATED IN DOOR SCHEDULE A9001 AND HARDWARE SCHEDULE WITHIN SPECIFICATIONS.
11	REMOVE EXISTING GUARDRAIL, HANDRAIL AND HANDRAIL POST BASE. PATCH AND MAKE GOOD ALL SURFACES.

CLIENT

CITY OF TORONTO
Corporate Real Estate Management
Project Management Office
Metro Hall Toronto, ON
MSV 3C6

COPYRIGHT


This drawing has been prepared solely for the intended use. No reproduction or distribution for any purpose other than authorized by IBI Group is forbidden. Written dimensions shall have precedence over scaled dimensions. Contractors shall verify and be responsible for all dimensions and conditions on the job, and IBI Group shall be informed of any variations from the dimensions and conditions shown on the drawing. Shop drawings shall be submitted to IBI Group for general conformance before proceeding with fabrication.

IBI Group Professional Services (Canada) Inc.
is a member of the IBI Group of companies

ISSUES

No.	DESCRIPTION	DATE
0	ISSUED FOR CONSTRUCTION	2021-10-19

KEYPLAN



CONSULTANTS

SEAL



PRIME CONSULTANT

IBI GROUP
175 Galaxy Blvd, Unit 100
Toronto, ON M9W 0C9, Canada
tel 416 679 1930 fax 416 675 4620
ibigroup.com

PROJECT TITLE

CITY OF TORONTO
ACCESSIBILITY UPGRADES

PROJECT ADDRESS

Fire Station 112 & EMS
Station 16
5700 Bathurst St

PROJECT NO:

9119- 19- 0162 / IBI 122260

DRAWN BY:

A. KVASNIUK

CHECKED BY:

L. BANDIERA

PROJECT MGR:

F. BOLOURIAN

APPROVED BY:

E. FENUITA

SHEET TITLE

SECOND FLOOR
DEMOLITION PLAN

SHEET NUMBER

G08-265-A2121

ISSUE

0

Scale 1:100
0 2.5 5 10 m

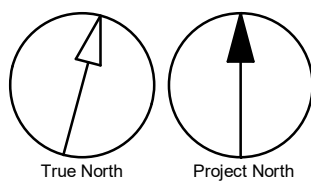




PHOTO 01 - EXISTING CUBICAL SERVICE COUNTER (ROOM 307)

RELOCATE EXISTING FILING CABINETS. NEW LOCATION WILL BE COORDINATED WITH THE OWNER
DEMOLISH EXISTING CUBICAL SERVICE COUNTER



PHOTO 02 - EMS KITCHEN (ROOM 305)

PROTECT AND STORE EXISTING FRIDGE AND MICROWAVES. PLACE BACK AFTER INSTALLATION OF MILLWORK. COORDINATED WITH THE OWNER FOR STORING LOCATION AND PLACEMENT.



PHOTO 03 - STAIR D



PHOTO 04 - EXISTING ELEVATOR PANEL



PHOTO 05 - FEMALE WASHROOM (ROOM 315)

PROTECT AND STORE EXISTING FRIDGE AND MICROWAVES READY TO RELOCATE AFTER INSTALLING NEW MILLWORK. STORING LOCATION WILL BE COORDINATED WITH THE OWNER

RELOCATE EXISTING FILING CABINETS AND PRINTER. NEW LOCATION WILL BE COORDINATED WITH THE OWNER

REMOVE EXISTING CUBICAL SERVICE COUNTER

EXISTING HEATER TO BE RELOCATED. REFER TO MECH. DRAWINGS

EXISTING FIRE EXTINGUISHER TO BE RELOCATED. SEE PROPOSED PLANS FOR NEW LOCATION

EXISTING HEATER TO BE RELOCATED. REFER TO MECH. DRAWINGS

CUT EXISTING FLOOR AND CEILING TO PROVIDE ACCES TO EXISTING DRAINAGE AND WATER PIPES. EXACT LOCATION TO BE VERIFIED ON SITE

REMOVE AND RELOCATE LOCKERS SEE PROPOSED PLANS FOR NEW LOCATION.

DEMOLITION KEY LEGEND

- EXISTING TO BE DEMOLISHED
- EXISTING INTERIOR PARTITION TO BE DEMOLISHED
- EXISTING EXTERIOR WALL TO REMAIN
- EXISTING PARTITION TO REMAIN
- EXISTING DOOR, FRAME, AND ASSOCIATED HARDWARE TO BE REMOVED
- EXISTING DOOR TO REMAIN
- DASHED AREA INDICATES AREA OF WORK

DEMOLITION GENERAL NOTES

- REMOVE EXISTING ELECTRICAL SWITCHES, RECEPTACLES, CARD READERS AND PULL STATIONS AS IDENTIFIED IN THE ELECTRICAL DRAWINGS. RE-ROUTE MECHANICAL & ELECTRICAL AS REQUIRED.
- REMOVE ALL EXISTING TACTILE SURFACE INDICATORS (WALKING ATTENTION INDICATOR, TEXTURAL WARNING STRIP, NOSING STRIP AND HAZARD STRIP ON HANDRAIL) INCLUDING ADHESIVE MATERIAL AND FASTENING SYSTEM. MAKE GOOD SURFACE TO RECEIVE NEW TACTILE SURFACE INDICATORS IN LOCATIONS SHOWN. INCREASE DEPTH AND EXTENT OF EXISTING FLOOR DEPRESSIONS AND/OR CUT BACK EXISTING FLOOR FINISH AS APPLICABLE TO SUIT THE NEW INSTALLATION.

DEMOLITION KEY NOTES

NO	DESCRIPTION
1	REMOVE EXISTING WALL AND/OR COLUMN ENCLOSURE INCLUDING BUT NOT LIMITED TO TILE, PAINT, CORNER GUARDS, METAL PANELS, WALL MOUNTED FIXTURES AND FINISHES AS INDICATED. PROVIDE SMOOTH TRANSITION BETWEEN SURFACES AT LOCATION OF DEMOLISHED AREA.
3	REMOVE EXISTING FLOORING AND BASE. REMOVE EXISTING TILE FLOORING TO CLOSEST FULL TILE. REPAIR, LEVEL AND CLEAN SURFACE READY TO RECEIVE NEW FLOOR FINISHES. REFER TO FINISH SCHEDULE.
5	REMOVE EXISTING DOOR AND FRAME. CUT PARTITION TO ACCOMMODATE NEW DOOR AND FRAME IF REQUIRED. PATCH AND FILL AS REQUIRED. REFER TO DETAIL 1/D1002, 2/D1002 AND 1/D2300
6	REMOVE EXISTING PLUMBING FIXTURES AND WASHROOM ACCESSORIES. CAP PLUMBING PIPES.
7	REMOVE EXISTING MILLWORK.
11	REMOVE EXISTING GUARDRAIL, HANDRAIL AND HANDRAIL POST BASE. PATCH AND MAKE GOOD ALL SURFACES.
28	REMOVE EXISTING WASHROOM ACCESSORIES AND PREPARE WALL SURFACE FOR NEW ACCESSORIES. PATCH, REPAIR AND MAKE GOOD EXISTING WALL AND WALL FINISHES.

CLIENT

CITY OF TORONTO



Corporate Real Estate Management
Project Management Office
Metro Hall Toronto, ON
MSV 3C6

COPYRIGHT

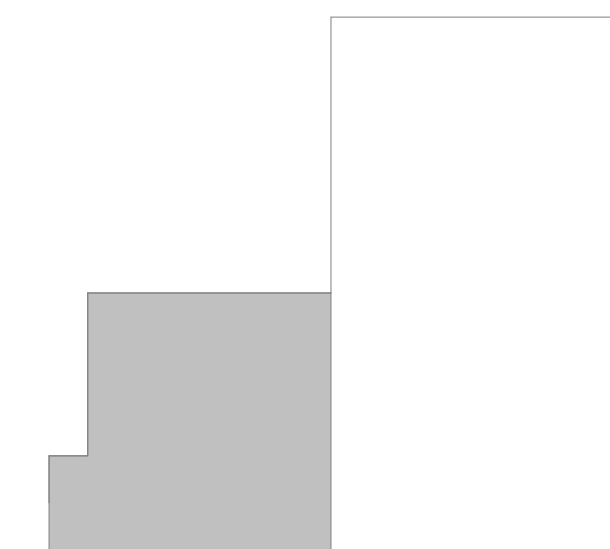
This drawing has been prepared solely for the intended use. No reproduction or distribution for any purpose other than authorized by IBI Group is forbidden. Written dimensions shall have precedence over scaled dimensions. Contractors shall verify and be responsible for all dimensions and conditions on the job, and IBI Group shall be informed of any variations from the dimensions and conditions shown on the drawing. Shop drawings shall be submitted to IBI Group for general conformance before proceeding with fabrication.

IBI Group Professional Services (Canada) Inc.
is a member of the IBI Group of companies

ISSUES

No.	DESCRIPTION	DATE
0	ISSUED FOR CONSTRUCTION	2021-10-19

KEYPLAN



CONSULTANTS

SEAL



PRIME CONSULTANT



PROJECT TITLE

CITY OF TORONTO
ACCESSIBILITY UPGRADES

PROJECT ADDRESS

Fire Station 112 & EMS
Station 16
5700 Bathurst St

PROJECT NO:

9119- 19- 0162 / IBI 122260

DRAWN BY:

A. KVASNIUK

CHECKED BY:

L. BANDIERA

PROJECT MGR:

F. BOLOURIAN

APPROVED BY:

E. FENUTA

SHEET TITLE

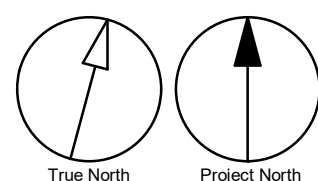
EMS SECOND FLOOR
DEMOITION PLAN

SHEET NUMBER

G08-265-A2131

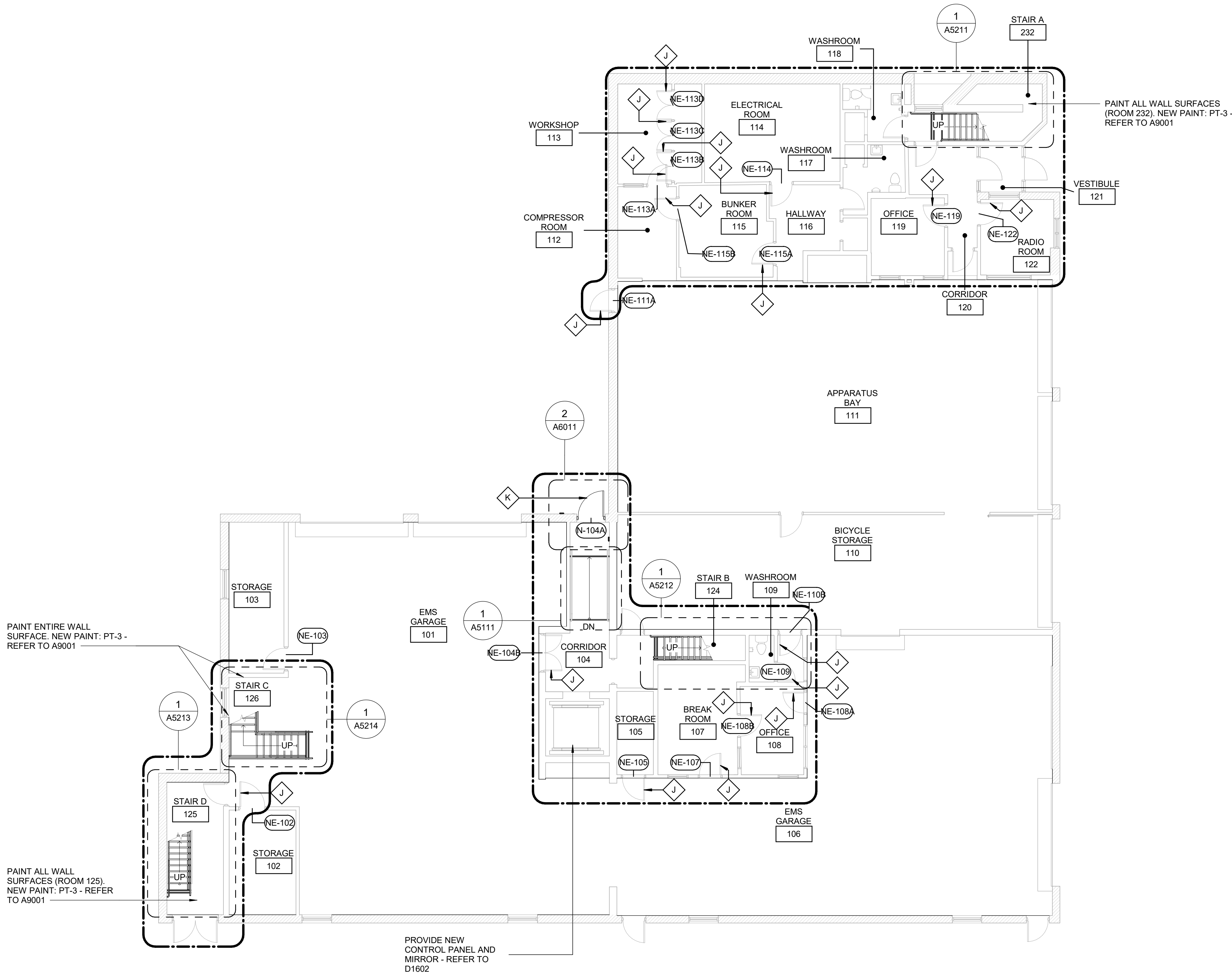
ISSUE

0



2021-10-19 5:09:28 PM

Scale 1:100
0 2.5 5 10 m



CONSTRUCTION KEY LEGEND

- EXISTING EXTERIOR WALL TO REMAIN
- EXISTING PARTITION TO REMAIN
- EXISTING DOOR TO REMAIN
- NEW DOOR AND/ OR NEW HARDWARE
- DASHED AREA INDICATES AREA OF WORK

CONSTRUCTION GENERAL NOTES

- 1 NEW DOOR CARD READER AND BARRIER FREE PUSH BUTTON TO BE COORDINATED WITH ELECTRICAL DRAWINGS FOR LOCATION AND HEIGHT INSTALLATION REFER TO ARCHITECTURAL DETAIL BOOKLET.
- 2 REROUTE ELECTRICAL SERVICES FROM EXISTING TO NEW LOCATION. REINSTALL ALL ELECTRICAL SWITCHES, RECEPTACLES, CARD READERS AND PULL STATIONS AT ACCESSIBLE HEIGHT AS IDENTIFIED IN THE ELECTRICAL DRAWINGS.
- 3 REPAINT ENTIRE WALL SURFACE AFTER ANY WALL MOUNTED FIXTURES, ACCESSORIES OR HANDRAILS ARE REMOVED/REPLACED OR DOOR OPENINGS ARE WIDENED OR NEW DOOR OPENINGS ARE PROVIDED.

CONSTRUCTION KEY NOTES

NO	DESCRIPTION
J	EXISTING DOOR TO REMAIN. DOOR HARDWARE TO BE CHANGED AS PER DOOR SCHEDULE ON A9001 AND DOOR HARDWARE SCHEDULE IN THE SPECIFICATIONS.
K	INSTALL NEW DOOR AND FRAME. REFER TO DOOR SCHEDULE A9001, G1004 AND DOOR HARDWARE SCHEDULE IN THE SPECIFICATIONS.

CLIENT

CITY OF TORONTO
Corporate Real Estate Management
Project Management Office
Metro Hall Toronto, ON
MSV 3C6

COPYRIGHT

This drawing has been prepared solely for the intended use. Thus any reproduction or distribution for any purpose other than authorized by IBI Group is forbidden. Written dimensions shall have precedence over scaled dimensions. Contractors shall verify and be responsible for all dimensions and conditions on the job, and IBI Group shall be informed of any variations from the dimensions and conditions shown on the drawing. Shop drawings shall be submitted to IBI Group for general conformance before proceeding with fabrication.

IBI Group Professional Services (Canada) Inc.
is a member of the IBI Group of companies

ISSUES

No.	DESCRIPTION	DATE
0	ISSUED FOR CONSTRUCTION	2021-10-19

CONSULTANTS

SEAL



PRIME CONSULTANT



IBI GROUP
175 Galaxy Blvd, Unit 100
Toronto, ON M9W 0C9, Canada
tel 416 679 1930 fax 416 675 4620
ibigroup.com

PROJECT TITLE

**CITY OF TORONTO
ACCESSIBILITY UPGRADES**

PROJECT ADDRESS

**Fire Station 112 & EMS
Station 16
5700 Bathurst St**

PROJECT NO:

9119- 19- 0162 / IBI 122260

DRAWN BY:

A. KVASNIUK

CHECKED BY:

L. BANDIERA

PROJECT MGR:

F. BOLOURIAN

APPROVED BY:

E. FENUTA

SHEET TITLE

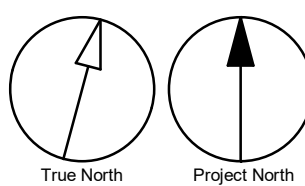
**FIRST FLOOR
PROPOSED PLAN**

SHEET NUMBER

G08-265-A2411

ISSUE

0

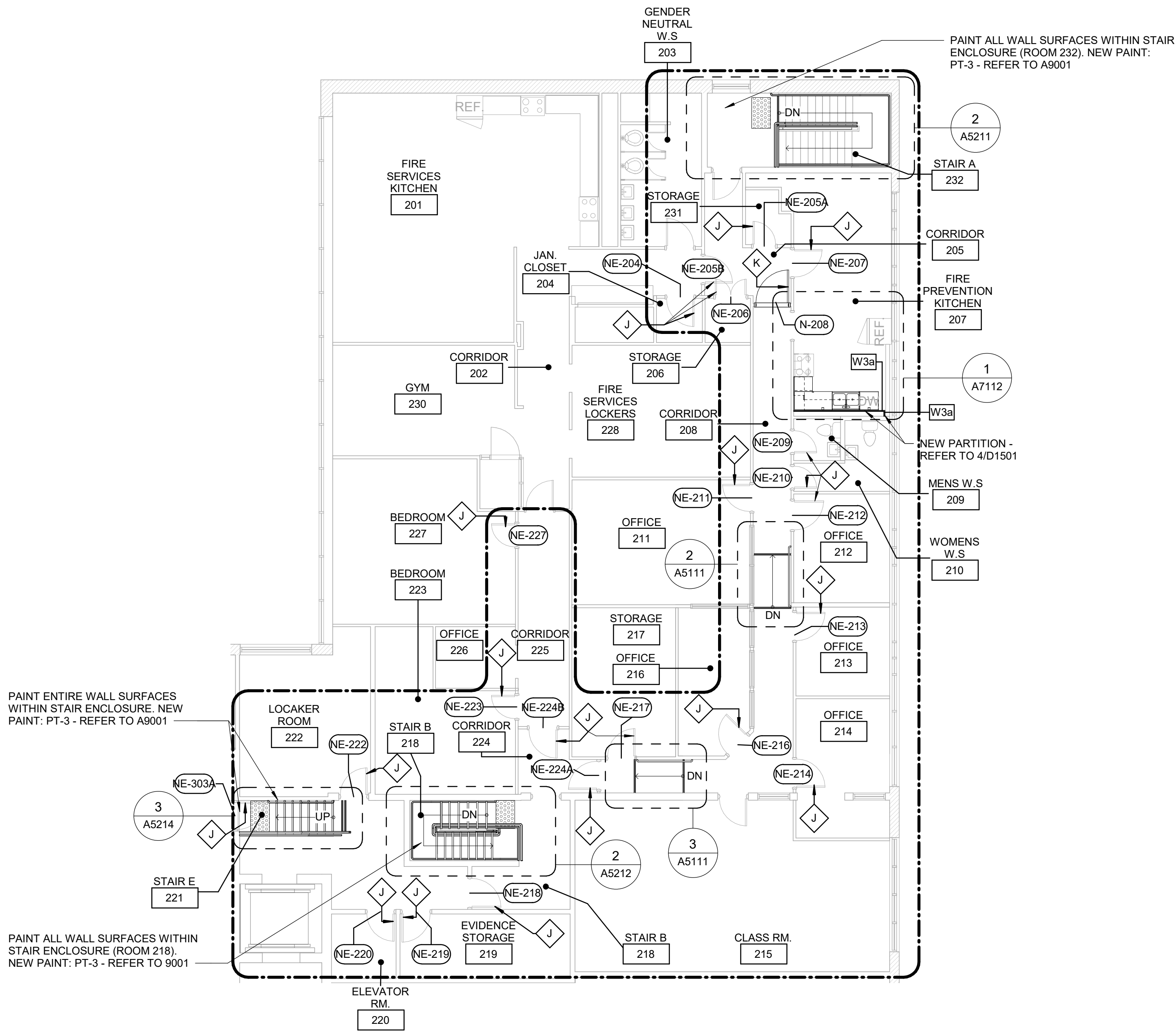


1 x 1

C:\Users\shirley.wong\Documents\REVIT\2020\122260\TAU\G-265-5708\THRS\A-R20_shirley.wong\BYP_IR.rvt

10mm

SCALE CHECK
1 in



CONSTRUCTION KEY LEGEND

- EXISTING EXTERIOR WALL TO REMAIN
- EXISTING PARTITION TO REMAIN
- NEW PARTITION
REFER TO PARTITION SCHEDULE
- EXISTING DOOR TO REMAIN
- NEW DOOR AND/ OR
NEW HARDWARE
- DASHED AREA INDICATES
AREA OF WORK

CONSTRUCTION GENERAL NOTES

- NEW DOOR CARD READER AND BARRIER FREE PUSH BUTTON TO BE COORDINATED WITH ELECTRICAL DRAWINGS FOR LOCATION AND HEIGHT INSTALLATION REFER TO ARCHITECTURAL DETAIL BOOKLET.
- REROUTE ELECTRICAL SERVICES FROM EXISTING TO NEW LOCATION. REINSTALL ALL ELECTRICAL SWITCHES, RECEPTACLES, CARD READERS AND PULL STATIONS AT ACCESSIBLE HEIGHT AS IDENTIFIED IN THE ELECTRICAL DRAWINGS.
- REPAINT ENTIRE WALL SURFACE AFTER ANY WALL MOUNTED FIXTURES, ACCESSORIES OR HANDRAILS ARE REMOVED/REPLACED OR DOOR OPENINGS ARE WIDENED OR NEW DOOR OPENINGS ARE PROVIDED.

CONSTRUCTION KEY NOTES

- | NO | DESCRIPTION |
|----|--|
| J | EXISTING DOOR TO REMAIN. DOOR HARDWARE TO BE CHANGED AS PER DOOR SCHEDULE ON A9001 AND DOOR HARDWARE SCHEDULE IN THE SPECIFICATIONS. |
| K | INSTALL NEW DOOR AND FRAME. REFER TO DOOR SCHEDULE A9001, G1004 AND DOOR HARDWARE SCHEDULE IN THE SPECIFICATIONS. |

CITY OF TORONTO
Corporate Real Estate Management
Project Management Office
Metro Hall Toronto, ON
MSV 3C6

COPYRIGHT
This drawing has been prepared solely for the intended use. Thus any reproduction or distribution for any purpose other than authorized by IBI Group is forbidden. Written dimensions shall have precedence over scaled dimensions. Contractors shall verify and be responsible for all dimensions and conditions on the job, and IBI Group shall be informed of any variations from the dimensions and conditions shown on the drawing. Shop drawings shall be submitted to IBI Group for general conformance before proceeding with fabrication.

IBI Group Professional Services (Canada) Inc.
is a member of the IBI Group of companies

ISSUES		
No.	DESCRIPTION	DATE
0	ISSUED FOR CONSTRUCTION	2021-10-19

KEYPLAN

CONSULTANTS

SEAL



PRIME CONSULTANT



PROJECT TITLE
CITY OF TORONTO
ACCESSIBILITY UPGRADES

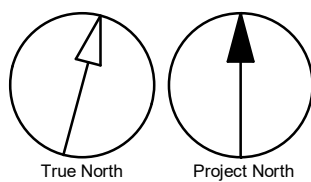
PROJECT ADDRESS
Fire Station 112 & EMS
Station 16
5700 Bathurst St

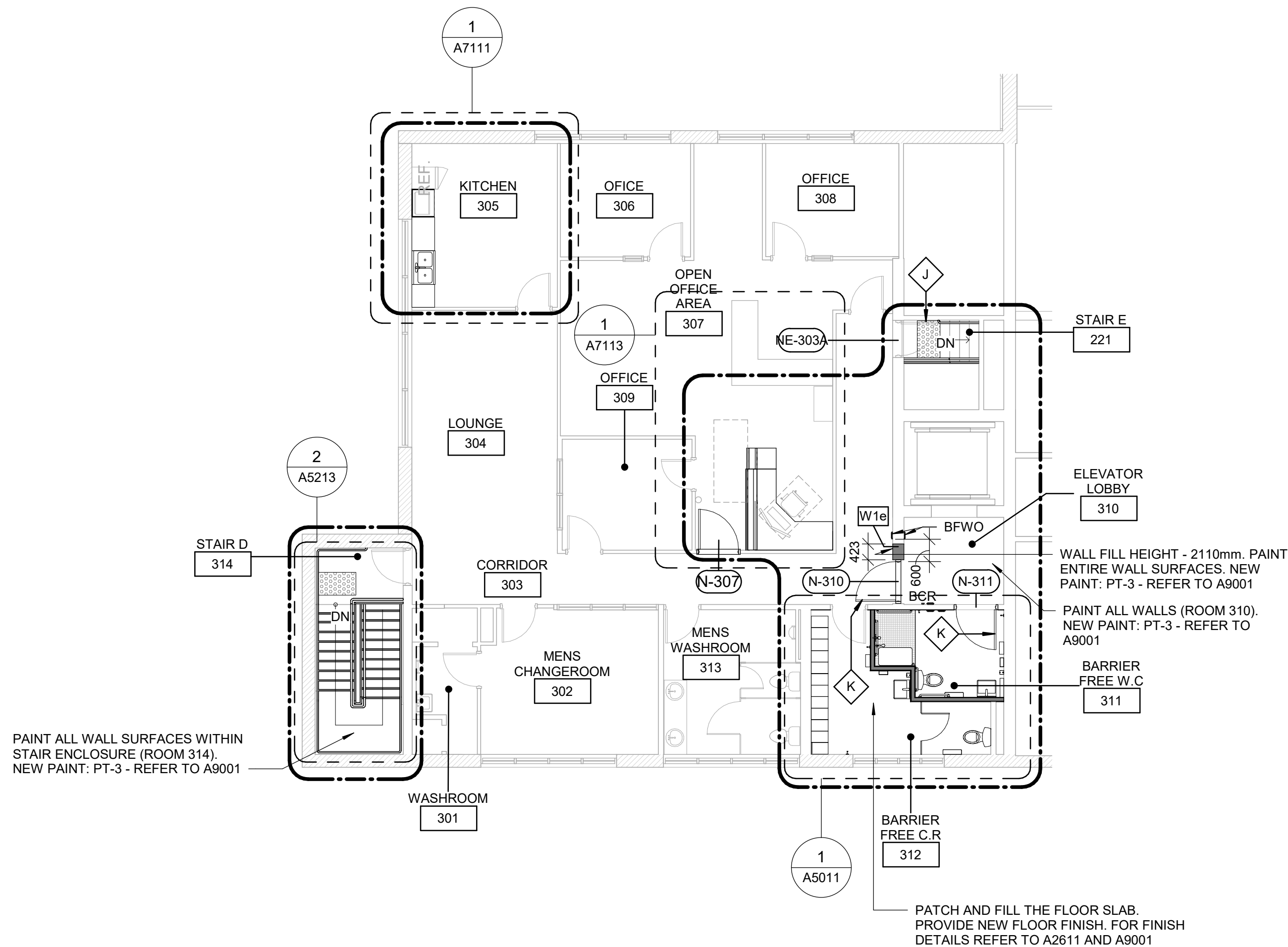
PROJECT NO:
9119- 19- 0162 / IBI 122260

DRAWN BY: A. KVASNIUK	CHECKED BY: L. BANDIERA
PROJECT MGR: F. BOLOURIAN	APPROVED BY: E. FENUA

SHEET TITLE
SECOND FLOOR
PROPOSED PLAN

SHEET NUMBER G08-265-A2421	ISSUE 0
-------------------------------	------------





CONSTRUCTION KEY LEGEND

- EXISTING EXTERIOR WALL TO REMAIN
- EXISTING PARTITION TO REMAIN
- NEW PARTITION
REFER TO PARTITION SCHEDULE
- EXISTING DOOR TO REMAIN
- NEW DOOR AND/ OR
NEW HARDWARE
- DASHED AREA INDICATES
AREA OF WORK

CONSTRUCTION GENERAL NOTES

- NEW DOOR CARD READER AND BARRIER FREE PUSH BUTTON TO BE COORDINATED WITH ELECTRICAL DRAWINGS FOR LOCATION AND HEIGHT INSTALLATION REFER TO ARCHITECTURAL DETAIL BOOKLET.
- REROUTE ELECTRICAL SERVICES FROM EXISTING TO NEW LOCATION. REINSTALL ALL ELECTRICAL SWITCHES, RECEPTACLES, CARD READERS AND PULL STATIONS AT ACCESSIBLE HEIGHT AS IDENTIFIED IN THE ELECTRICAL DRAWINGS.
- REPAINT ENTIRE WALL SURFACE AFTER ANY WALL MOUNTED FIXTURES, ACCESSORIES OR HANDRAILS ARE REMOVED/REPLACED OR DOOR OPENINGS ARE WIDENED OR NEW DOOR OPENINGS ARE PROVIDED.

CONSTRUCTION KEY NOTES

- | NO | DESCRIPTION |
|----|--|
| J | EXISTING DOOR TO REMAIN. DOOR HARDWARE TO BE CHANGED AS PER DOOR SCHEDULE ON A9001 AND DOOR HARDWARE SCHEDULE IN THE SPECIFICATIONS. |
| K | INSTALL NEW DOOR AND FRAME. REFER TO DOOR SCHEDULE A9001, G1004 AND DOOR HARDWARE SCHEDULE IN THE SPECIFICATIONS. |

CLIENT

CITY OF TORONTO

Toronto

Corporate Real Estate Management
Project Management Office
Metro Hall Toronto, ON
MSV 3C6

COPYRIGHT
This drawing has been prepared solely for the intended use. Thus any reproduction or distribution for any purpose other than authorized by IBI Group is forbidden. Written dimensions shall have precedence over scaled dimensions. Contractors shall verify and be responsible for all dimensions and conditions on the job, and IBI Group shall be informed of any variations from the dimensions and conditions shown on the drawing. Shop drawings shall be submitted to IBI Group for general conformance before proceeding with fabrication.

IBI Group Professional Services (Canada) Inc.
is a member of the IBI Group of companies

ISSUES		
No.	DESCRIPTION	DATE
0	ISSUED FOR CONSTRUCTION	2021-10-19

CONSULTANTS

SEAL



PRIME CONSULTANT

IBI **IBI GROUP**
175 Galaxy Blvd, Unit 100
Toronto, ON M9W 0C9, Canada
Tel 416 679 1930 fax 416 675 4620
ibigroup.com

PROJECT TITLE
**CITY OF TORONTO
ACCESSIBILITY UPGRADES**

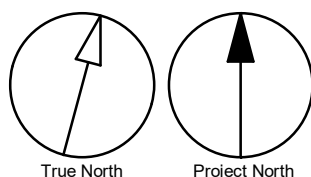
PROJECT ADDRESS
**Fire Station 112 & EMS
Station 16
5700 Bathurst St**

PROJECT NO:
9119- 19- 0162 / IBI 122260

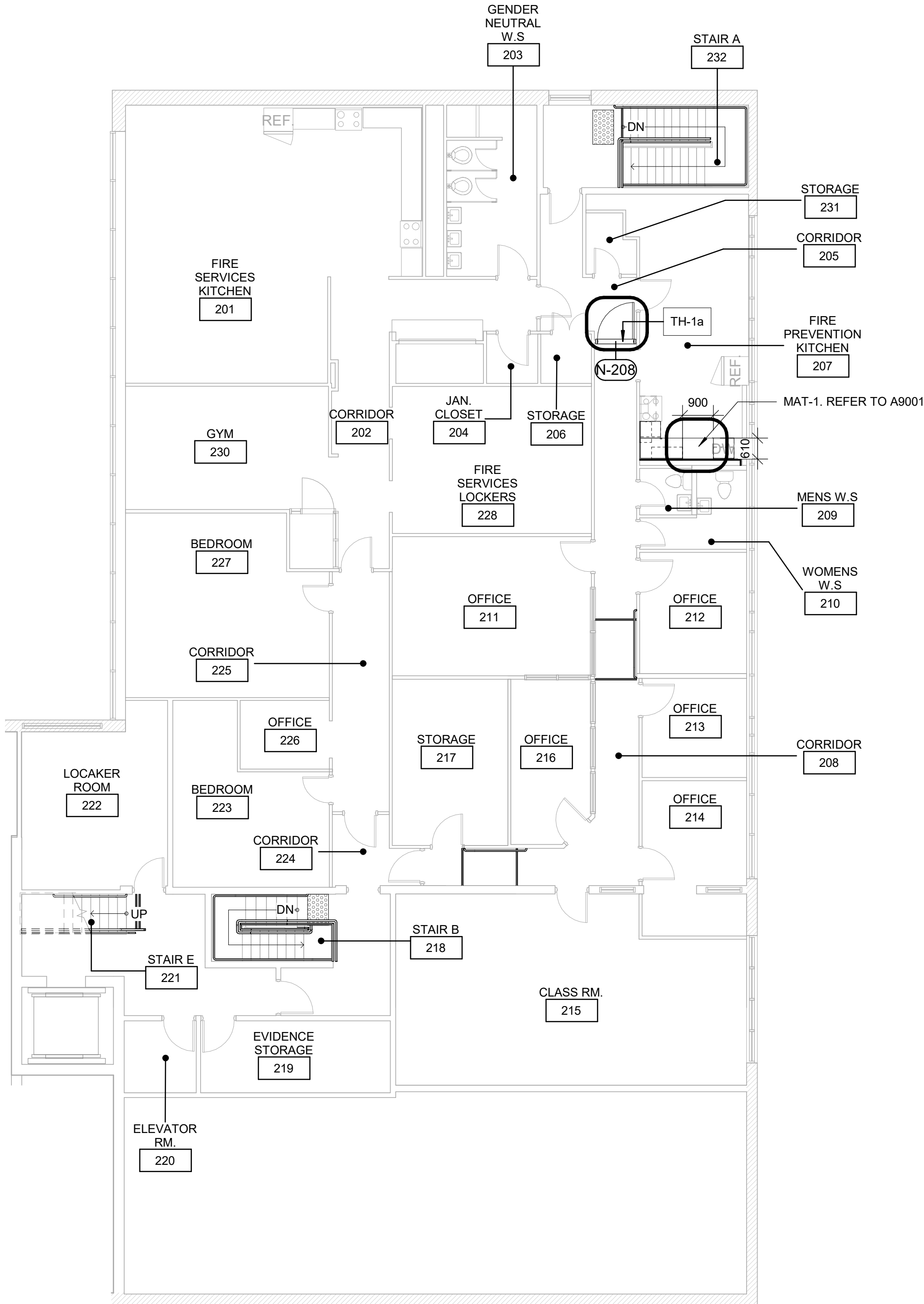

DRAWN BY: A. KVASNIUK	CHECKED BY: L. BANDIERA
PROJECT MGR: F. BOLOURIAN	APPROVED BY: E. FENUTA

SHEET TITLE
**EMS SECOND FLOOR
PROPOSED PLAN**

SHEET NUMBER G08-265-A2431	ISSUE 0
--------------------------------------	-------------------



2021-10-19 5:09:32 PM



FLOOR FINISHES LEGEND



DASHED AREA INDICATES
AREA OF WORK

FLOOR FINISH GENERAL NOTES

- 1 CONTRACTOR TO REFER TO SPECIFICATION BOOK FOR ALL FLOOR FINISHES AND BASE SPECIFICATIONS.
- 2 CONTRACTOR TO PROTECT ALL NEW FLOOR FINISHES UPON COMPLETION OF INSTALLATION, WITH PLYWOOD SHEETS WHERE CONSTRUCTION WORK IS INCOMPLETE.
- 3 CHANGE OF FLOORING MATERIAL TO OCCUR BELOW THE DOOR LEAF UNLESS OTHERWISE INDICATED.
- 4 PERIMETER COLUMNS AND WALLS TO RECEIVE BASE AS PER SPECIFICATIONS FOR THAT AREA.
- 5 WHERE A CHANGE OF MATERIAL THICKNESS OCCURS, PROVIDE THRESHOLD AS PER DETAILS AND SPECIFICATIONS.
- 6 MAKE GOOD FLOOR FINISHES DAMAGED BY ANY WORK OF THIS PROJECT. ALL FINISHES TO MATCH EXISTING.

CLIENT

CITY OF TORONTO



Corporate Real Estate Management
Project Management Office
Metro Hall Toronto, ON
MSV 3C6

COPYRIGHT

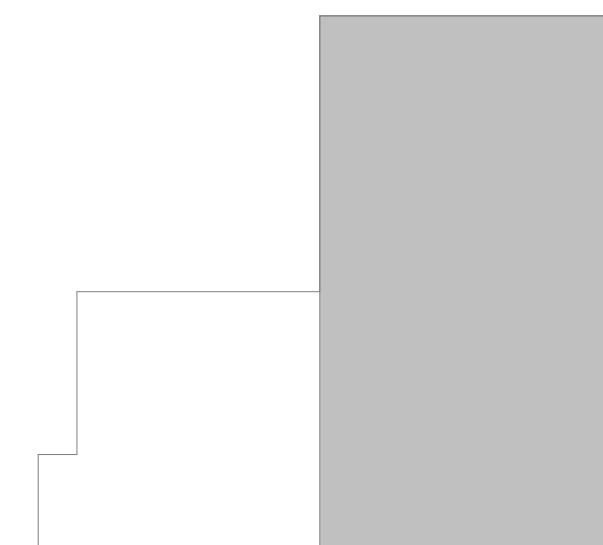
This drawing has been prepared solely for the intended use. Thus any reproduction or distribution for any purpose other than authorized by IBI Group is forbidden. Written dimensions shall have precedence over scaled dimensions. Contractors shall verify and be responsible for all dimensions and conditions on the job, and IBI Group shall be informed of any variations from the dimensions and conditions shown on the drawing. Shop drawings shall be submitted to IBI Group for general conformance before proceeding with fabrication.

IBI Group Professional Services (Canada) Inc.
is a member of the IBI Group of companies

ISSUES

No.	DESCRIPTION	DATE
0	ISSUED FOR CONSTRUCTION	2021-10-19

KEYPLAN



CONSULTANTS

SEAL



PRIME CONSULTANT

IBI GROUP
175 Galaxy Blvd, Unit 100
Toronto, ON M9W 0C9, Canada
tel 416 679 1930 fax 416 675 4620
ibigroup.com

PROJECT TITLE

CITY OF TORONTO
ACCESSIBILITY UPGRADES

PROJECT ADDRESS

Fire Station 112 & EMS
Station 16
5700 Bathurst St

PROJECT NO:

9119- 19- 0162 / IBI 122260

DRAWN BY:

A. KVASNIUK

CHECKED BY:

L. BANDIERA

PROJECT MGR:

F. BOLOURIAN

APPROVED BY:

E. FENUTA

SHEET TITLE

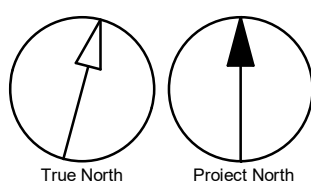
SECOND FLOOR FLOOR
FINISH PLAN

SHEET NUMBER

G08-265-A2621

ISSUE

0

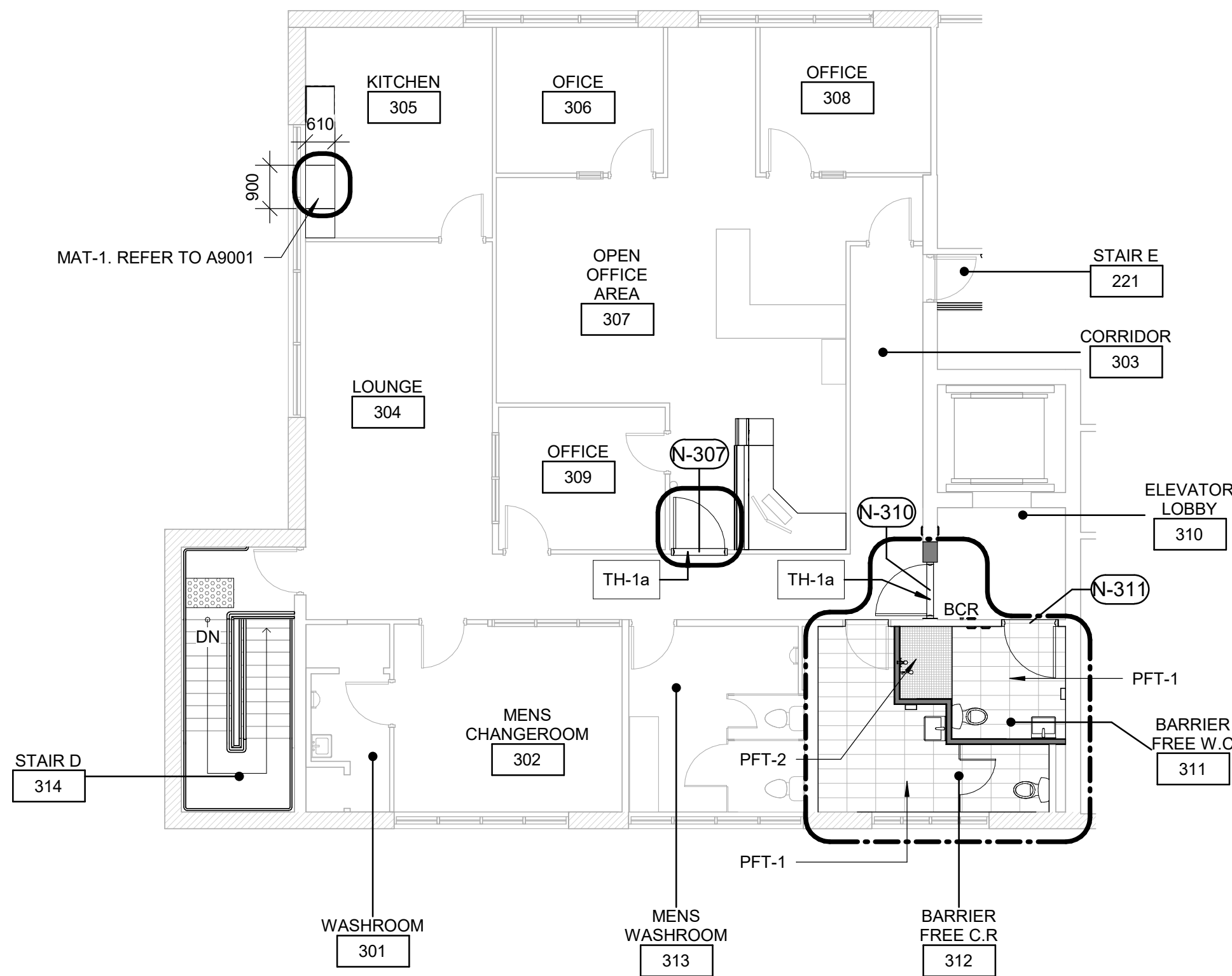



C:\Users\shirley.wong\Documents\REVIT\2020\122600-TAU-6-265-5700BTHRST-A-R20_shirley.wong\BYP-IR.rvt

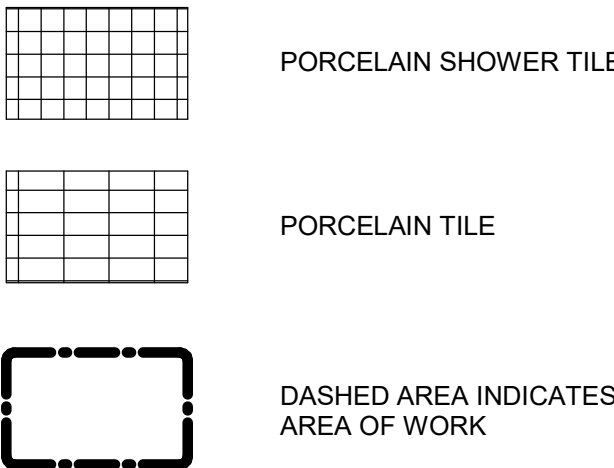
10mm

SCALE CHECK
1 m

2021-10-19 5:09:33 PM



FLOOR FINISHES LEGEND



FLOOR FINISH GENERAL NOTES

- CONTRACTOR TO REFER TO SPECIFICATION BOOK FOR ALL FLOOR FINISHES AND BASE SPECIFICATIONS.
- CONTRACTOR TO PROTECT ALL NEW FLOOR FINISHES UPON COMPLETION OF INSTALLATION, WITH PLYWOOD SHEETS WHERE CONSTRUCTION WORK IS INCOMPLETE.
- CHANGE OF FLOORING MATERIAL TO OCCUR BELOW THE DOOR LEAF UNLESS OTHERWISE INDICATED.
- PERIMETER COLUMNS AND WALLS TO RECEIVE BASE AS PER SPECIFICATIONS FOR THAT AREA.
- WHERE A CHANGE OF MATERIAL THICKNESS OCCURS, PROVIDE THRESHOLD AS PER DETAILS AND SPECIFICATIONS.
- MAKE GOOD FLOOR FINISHES DAMAGED BY ANY WORK OF THIS PROJECT. ALL FINISHES TO MATCH EXISTING.


CLIENT
CITY OF TORONTO
Corporate Real Estate Management
Project Management Office
Metro Hall Toronto, ON
MSV 3C6

COPYRIGHT
This drawing has been prepared solely for the intended use. Thus any reproduction or distribution for any purpose other than authorized by IBI Group is forbidden. Written dimensions shall have precedence over scaled dimensions. Contractors shall verify and be responsible for all dimensions and conditions on the job, and IBI Group shall be informed of any variations from the dimensions and conditions shown on the drawing. Shop drawings shall be submitted to IBI Group for general conformance before proceeding with fabrication.

IBI Group Professional Services (Canada) Inc.
is a member of the IBI Group of companies

ISSUES		
No.	DESCRIPTION	DATE
0	ISSUED FOR CONSTRUCTION	2021-10-19

KEYPLAN



CONSULTANTS

SEAL



PRIME CONSULTANT



IBI GROUP
175 Galaxy Blvd, Unit 100
Toronto, ON M9W 0C9, Canada
tel 416 679 1930 fax 416 675 4620
ibigroup.com

PROJECT TITLE
**CITY OF TORONTO
ACCESSIBILITY UPGRADES**

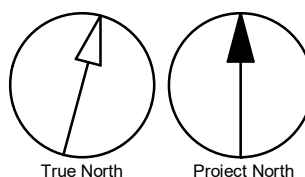
PROJECT ADDRESS
**Fire Station 112 & EMS
Station 16
5700 Bathurst St**

PROJECT NO:
9119- 19- 0162 / IBI 122260

DRAWN BY: A. KVASNIUK	CHECKED BY: L. BANDIERA
PROJECT MGR: F. BOLOURIAN	APPROVED BY: E. FENUTA

SHEET TITLE
**EMS SECOND FLOOR
FINISH PLAN**

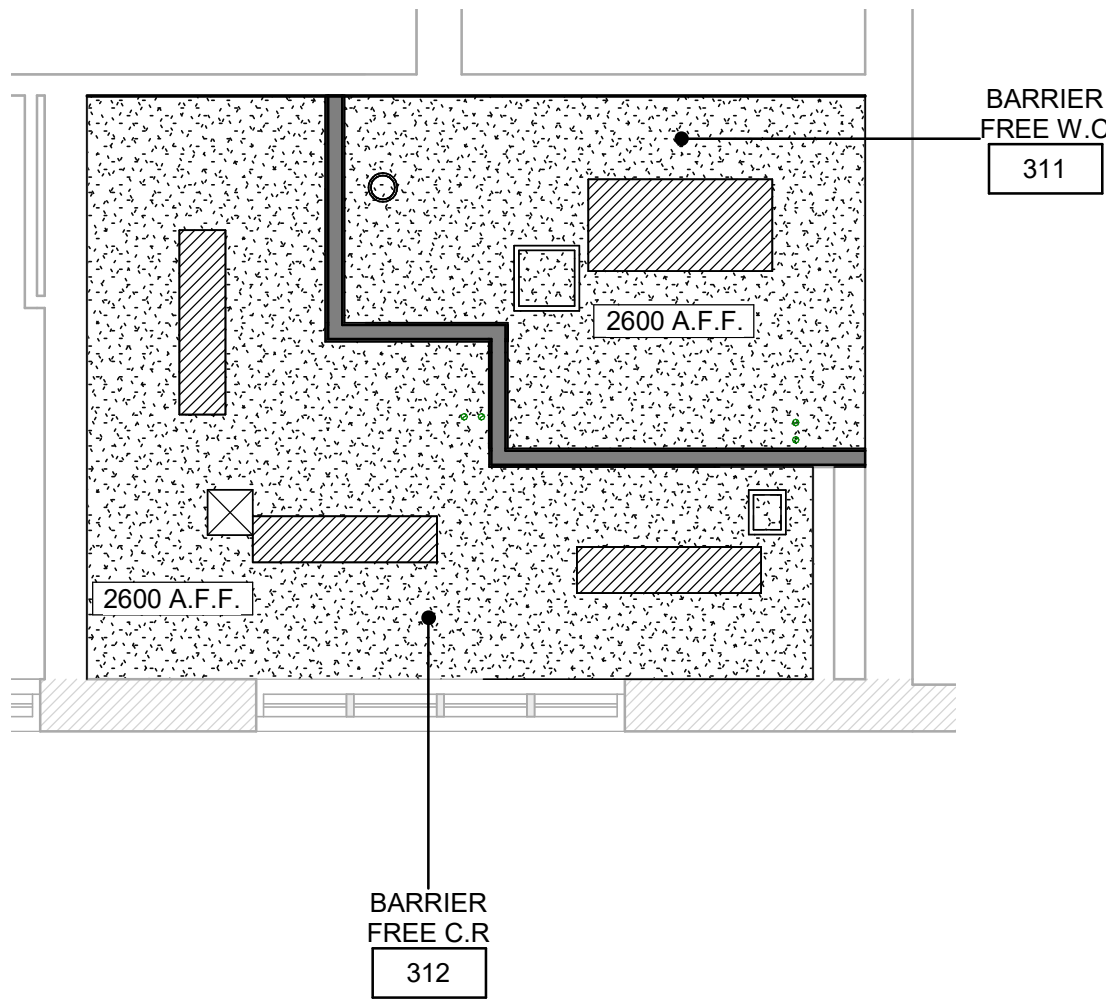
SHEET NUMBER G08-265-A2631	ISSUE 0
--------------------------------------	-------------------




C:\Users\shirley.wong\Documents\REVIT2020\122260\TAU\6-265-5700BTHRST-A-R20_ahley.wong.BYP.RVT

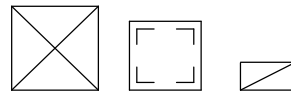
10mm


SCALE CHECK
1 m

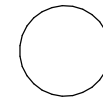


CEILING LEGEND

- 

GYPSUM BOARD CEILING
AND BULKHEAD
- 

SUPPLY / RETURN DUCT
- 

CEILING, PENDANT OR
WALL MOUNTED LUMINAIRE
- 

CEILING OR PENDANT
MOUNTED LUMINAIRE

CEILING GENERAL NOTES

- 1 FOR LOCATION OF ELECTRICAL FIXTURES INCLUDING EXIT SIGNS. REFER TO ELECTRICAL DRAWINGS.
- 2 FOR LOCATION & TYPE OF MECHANICAL EQUIPMENT, REFER TO MECHANICAL DRAWINGS.
- 3 PROPOSED CEILING HEIGHT TO MATCH EXISTING, UNLESS OTHERWISE NOTED.

CLIENT

CITY OF TORONTO



Corporate Real Estate Management
Project Management Office
Metro Hall Toronto, ON
MSV 3C6

COPYRIGHT
This drawing has been prepared solely for the intended use. Thus any reproduction or distribution for any purpose other than authorized by IBI Group is forbidden. Written dimensions shall have precedence over scaled dimensions. Contractors shall verify and be responsible for all dimensions and conditions on the job, and IBI Group shall be informed of any variations from the dimensions and conditions shown on the drawing. Shop drawings shall be submitted to IBI Group for general conformance before proceeding with fabrication.

IBI Group Professional Services (Canada) Inc.
is a member of the IBI Group of companies

ISSUES		
No.	DESCRIPTION	DATE
0	ISSUED FOR CONSTRUCTION	2021-10-19

CONSULTANTS

SEAL



PRIME CONSULTANT



IBI GROUP
175 Galaxy Blvd, Unit 100
Toronto, ON M9W 0C9, Canada
tel 416 679 1930 fax 416 675 4620
ibigroup.com

PROJECT TITLE
CITY OF TORONTO
ACCESSIBILITY UPGRADES

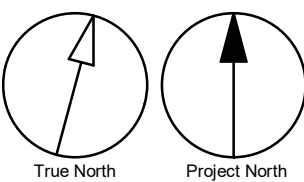
PROJECT ADDRESS
Fire Station 112 & EMS
Station 16
5700 Bathurst St

PROJECT NO:
9119- 19- 0162 / IBI 122260

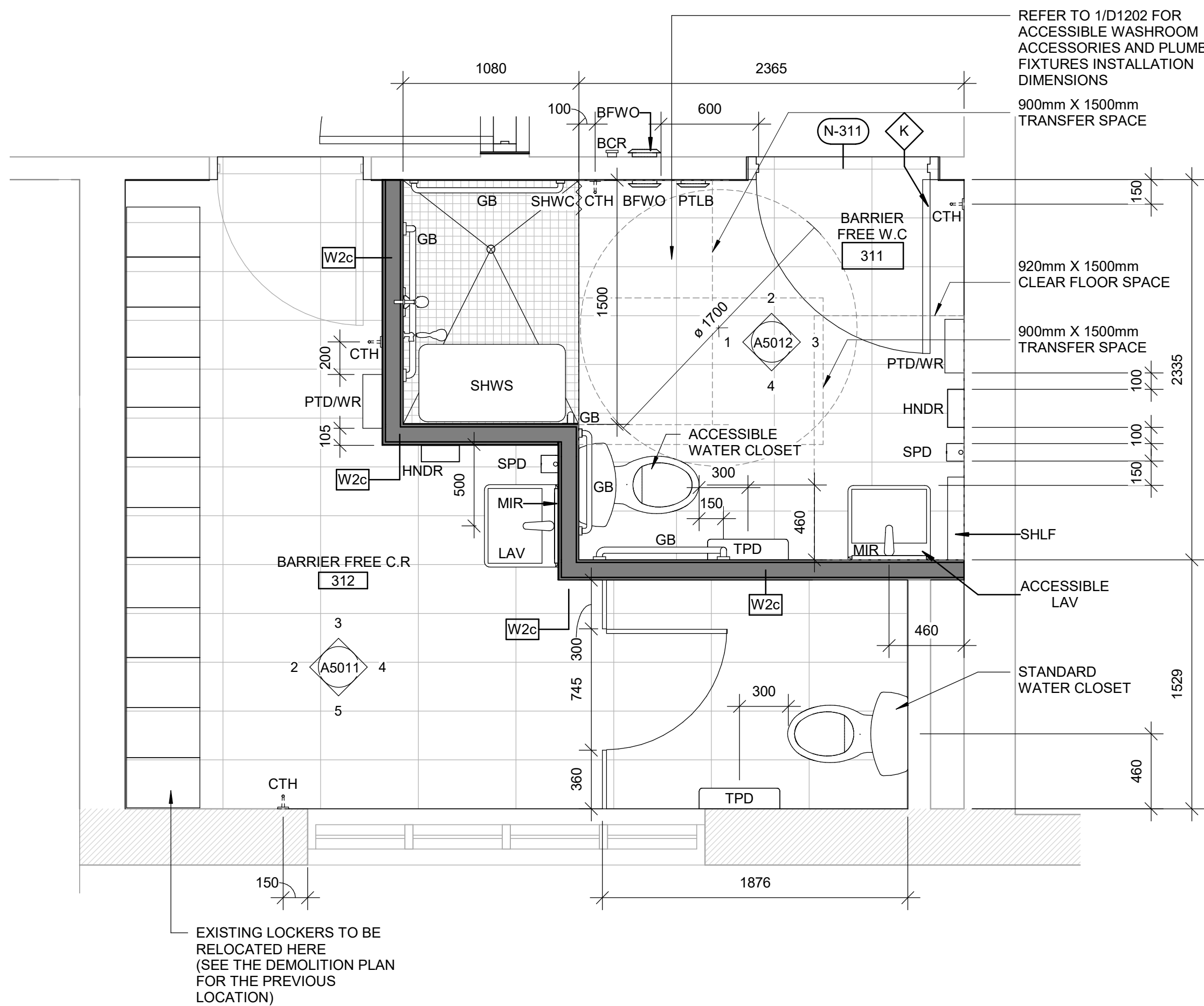
DRAWN BY: A. KVASNIUK	CHECKED BY: L. BANDIERA
PROJECT MGR: F. BOLOURIAN	APPROVED BY: E. FENUTA

SHEET TITLE
EMS SECOND FLOOR
REFLECTED CEILING
PLAN

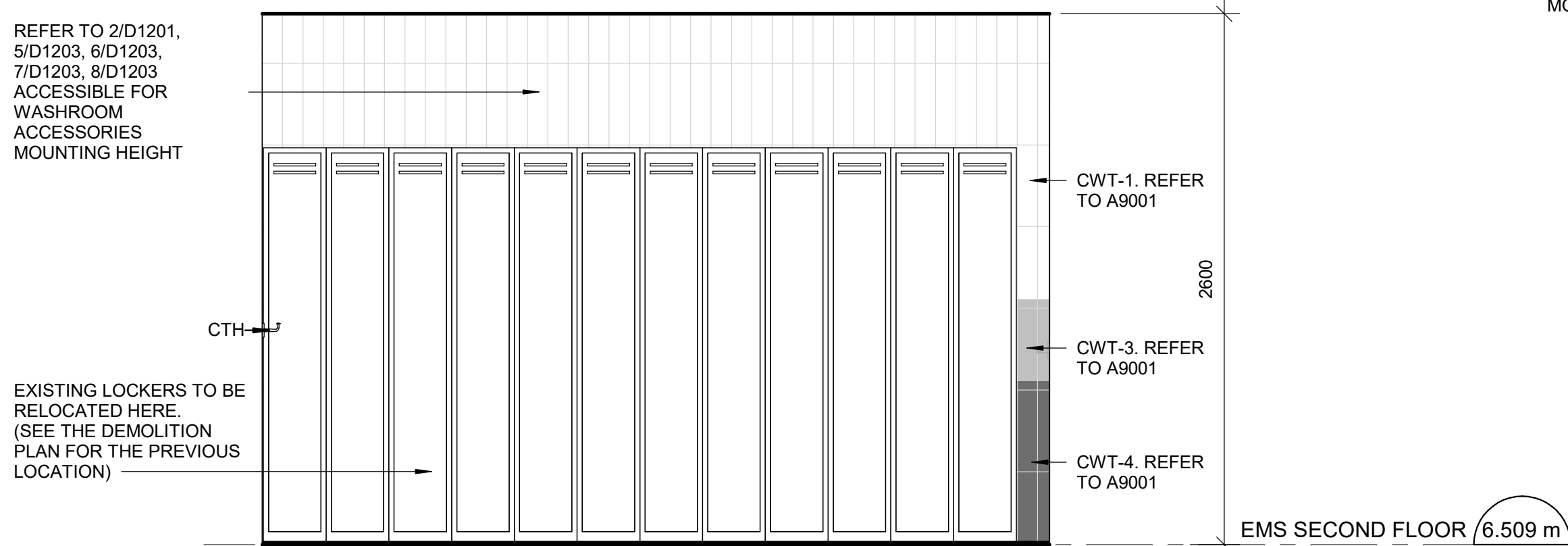
SHEET NUMBER	ISSUE
G08-265-A2831	0



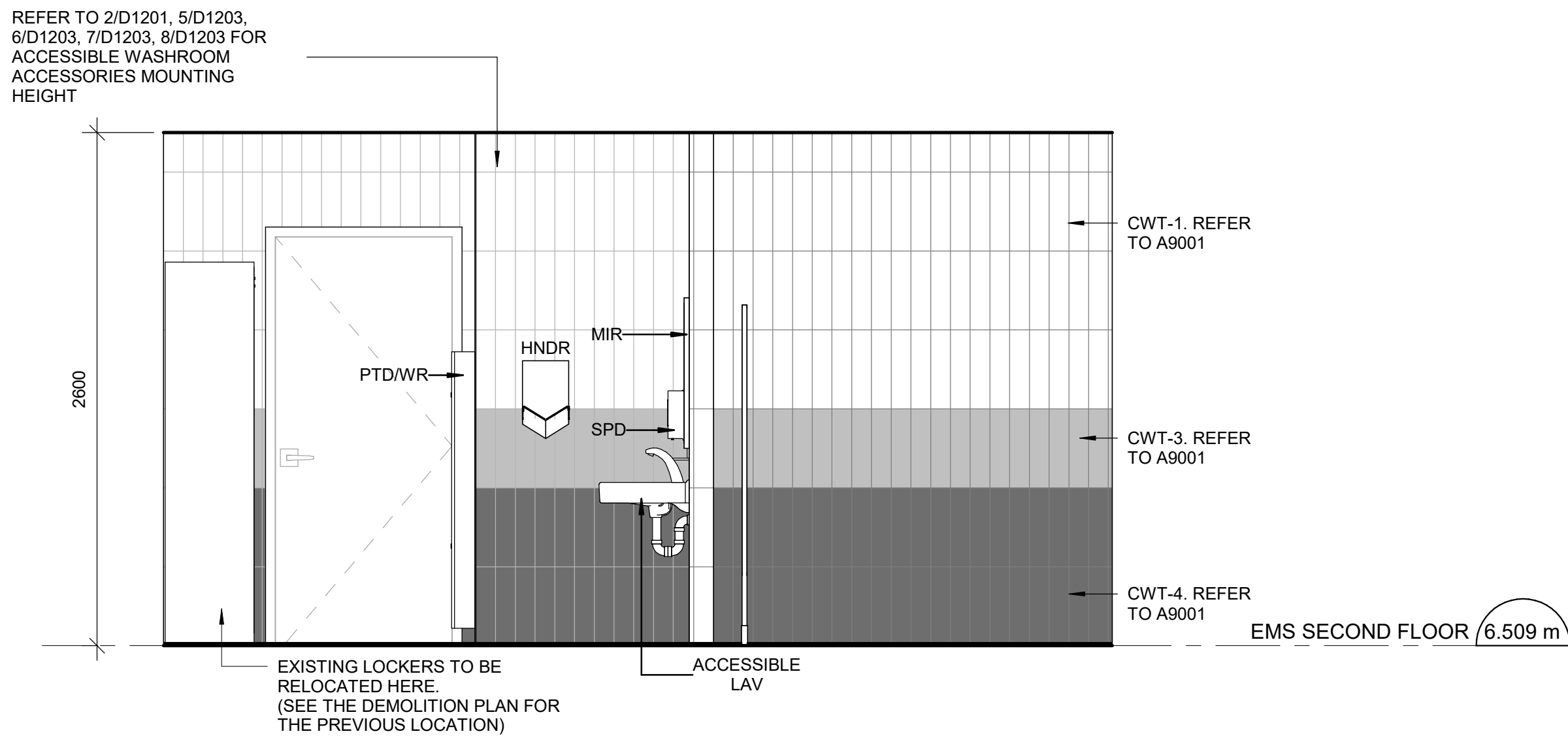
Scale 1:50
0 1 2.5 5 m



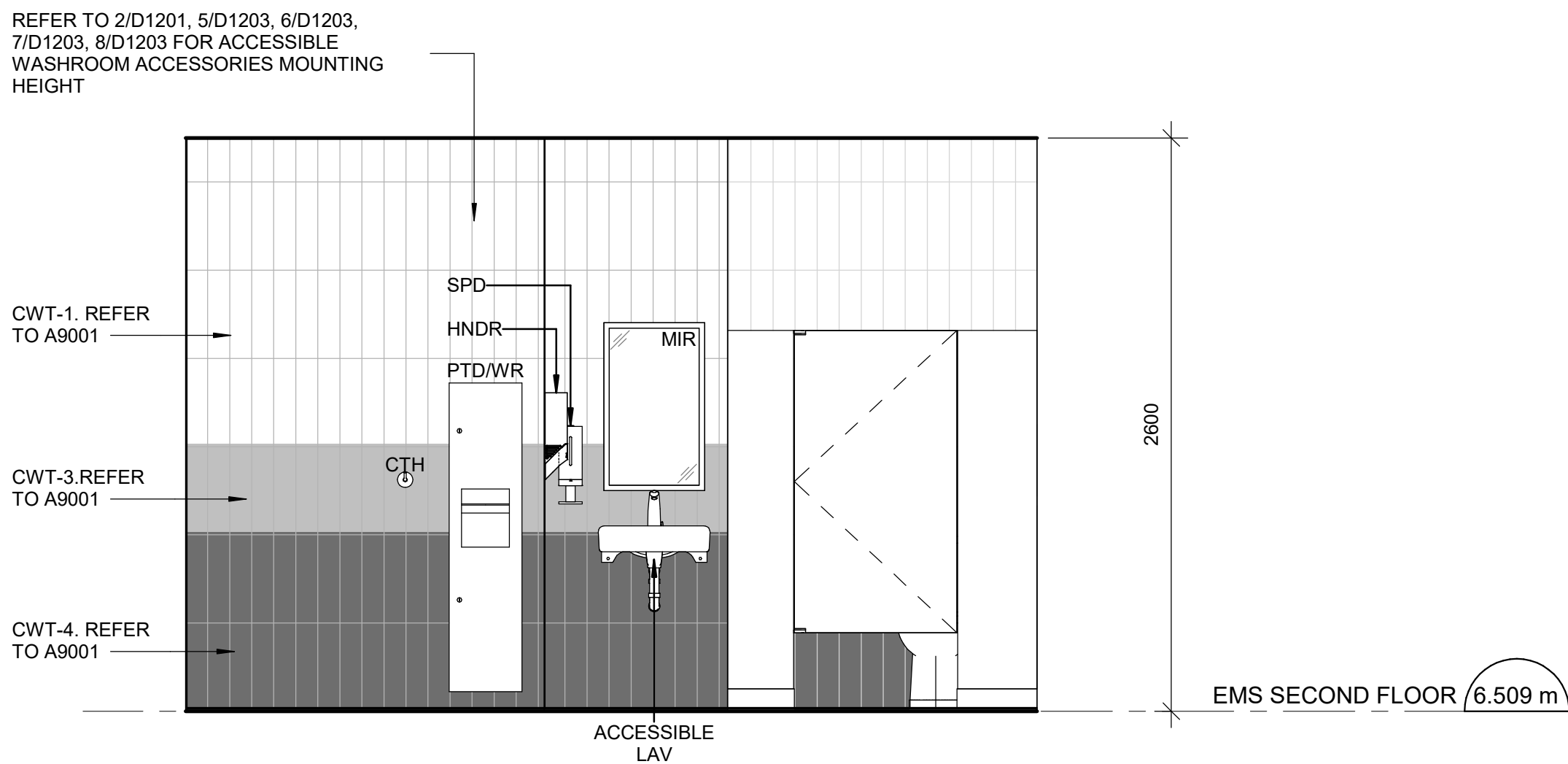
1 EMS SECOND FLOOR WASHROOM PLAN
A5011 Scale: 1 : 25



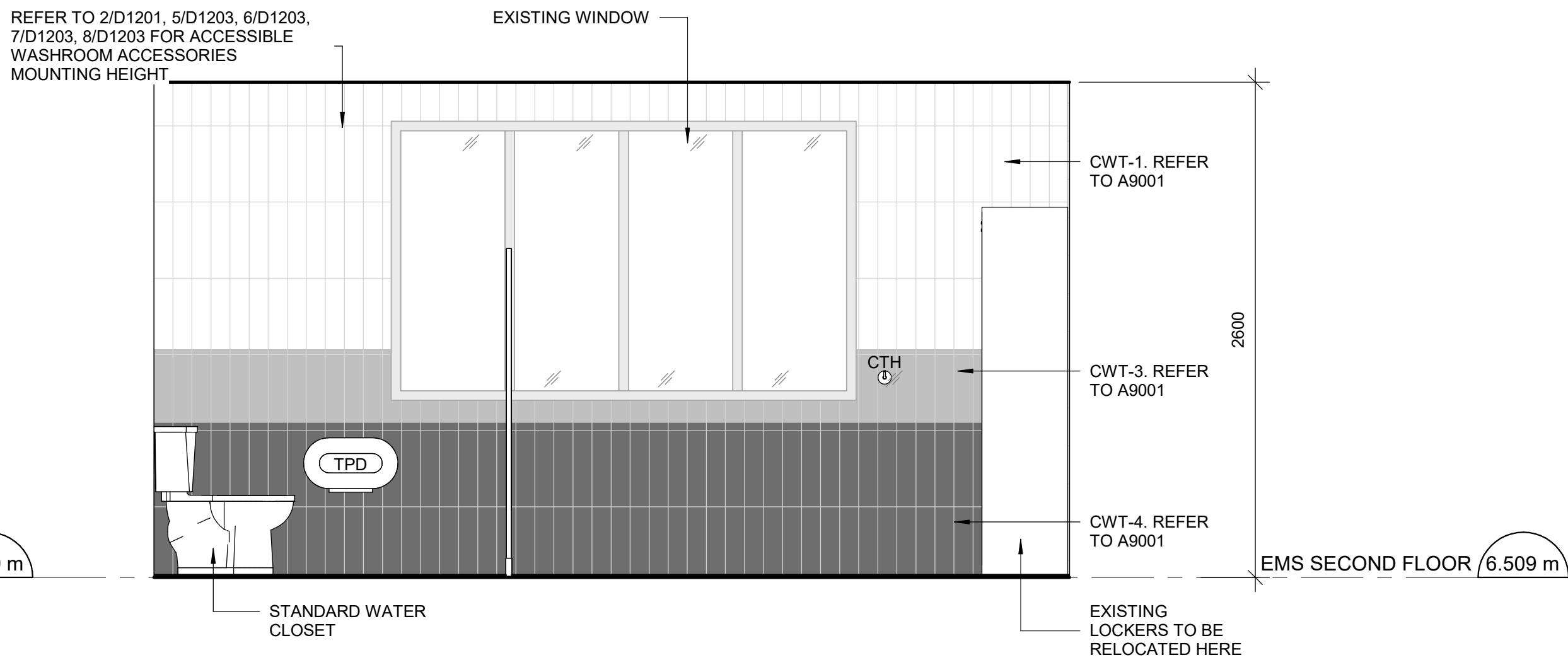
2 BARRIER FREE C.R. - ELEVATION 1
A5011 Scale: 1 : 25



3 BARRIER FREE C.R. - ELEVATION 2
A5011 Scale: 1 : 25



4 BARRIER FREE C.R. - ELEVATION 3
A5011 Scale: 1 : 25



5 BARRIER FREE C.R. - ELEVATION 4
A5011 Scale: 1 : 25

CONSTRUCTION KEY LEGEND

- EXISTING EXTERIOR WALL TO REMAIN
- EXISTING PARTITION TO REMAIN
- NEW PARTITION
REFER TO PARTITION SCHEDULE
- NEW DOOR AND/ OR
NEW HARDWARE

CONSTRUCTION GENERAL NOTES

- NEW DOOR CARD READER AND BARRIER FREE PUSH BUTTON TO BE COORDINATED WITH ELECTRICAL DRAWINGS FOR LOCATION AND HEIGHT INSTALLATION REFER TO ARCHITECTURAL DETAIL BOOKLET.
- REINSTALL ALL ELECTRICAL SWITCHES, RECEPTACLES, CARD READERS AND PULL STATIONS AT ACCESSIBLE HEIGHT AS IDENTIFIED IN THE ELECTRICAL DRAWINGS

CONSTRUCTION KEY NOTES

NO	DESCRIPTION
K	INSTALL NEW DOOR AND FRAME, REFER TO DOOR SCHEDULE A9001, G1004 AND DOOR HARDWARE SCHEDULE IN THE SPECIFICATIONS.

WASHROOM GENERAL NOTES

- ALL EXISTING SOAP DISPENSERS AND MIRRORS TO BE RE-MOUNTED AT TADG COMPLIANT HEIGHTS.
- REFER TO 2/D1201 FOR TADG COMPLIANT RE-MOUNTING HEIGHTS OF ALL EXISTING WASHROOM ACCESSORIES AFTER INSTALLATION OF NEW WALL TILES OR ALTERNATE SPECIFIED FINISH. ALL FIXTURES LOCATIONS TO REMAIN. ALL EXISTING SOAP DISPENSERS BE NEWLY FITTED WITH COLLECTORS.

CLIENT

CITY OF TORONTO

Corporate Real Estate Management
Project Management Office
Metro Hall Toronto, ON
M5V 3C6

COPYRIGHT

This drawing has been prepared solely for the intended use, thus any reproduction or distribution for any purpose other than authorized by IBI Group is forbidden. Written dimensions shall have precedence over scaled dimensions. Contractors shall verify and be responsible for all dimensions and conditions on the job, and IBI Group shall be informed of any variations from the dimensions and conditions shown on the drawing. Shop drawings shall be submitted to IBI Group for general conformance before proceeding with fabrication.

IBI Group Professional Services (Canada) Inc.
is a member of the IBI Group of companies

ISSUES

No.	DESCRIPTION	DATE
0	ISSUED FOR CONSTRUCTION	2021-10-19

CONSULTANTS

SEAL



PRIME CONSULTANT

IBI GROUP
175 Galaxy Blvd, Unit 100
Toronto, ON M9W 0C9, Canada
tel 416 679 1930 fax 416 675 4620
ibigroup.com

PROJECT TITLE

CITY OF TORONTO
ACCESSIBILITY UPGRADES

PROJECT ADDRESS

Fire Station 112 & EMS
Station 16
5700 Bathurst St

PROJECT NO:

9119- 19- 0162 / IBI 122260

DRAWN BY:

A. KVASNIUK

CHECKED BY:

L. BANDIERA

PROJECT MGR:

F. BOLOURIAN

APPROVED BY:

E. FENUITA

SHEET TITLE

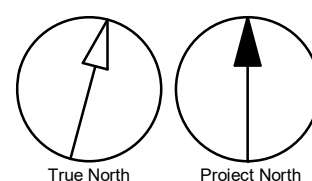
EMS SECOND FLOOR
WASHROOM PLANS &
ELEVATIONS

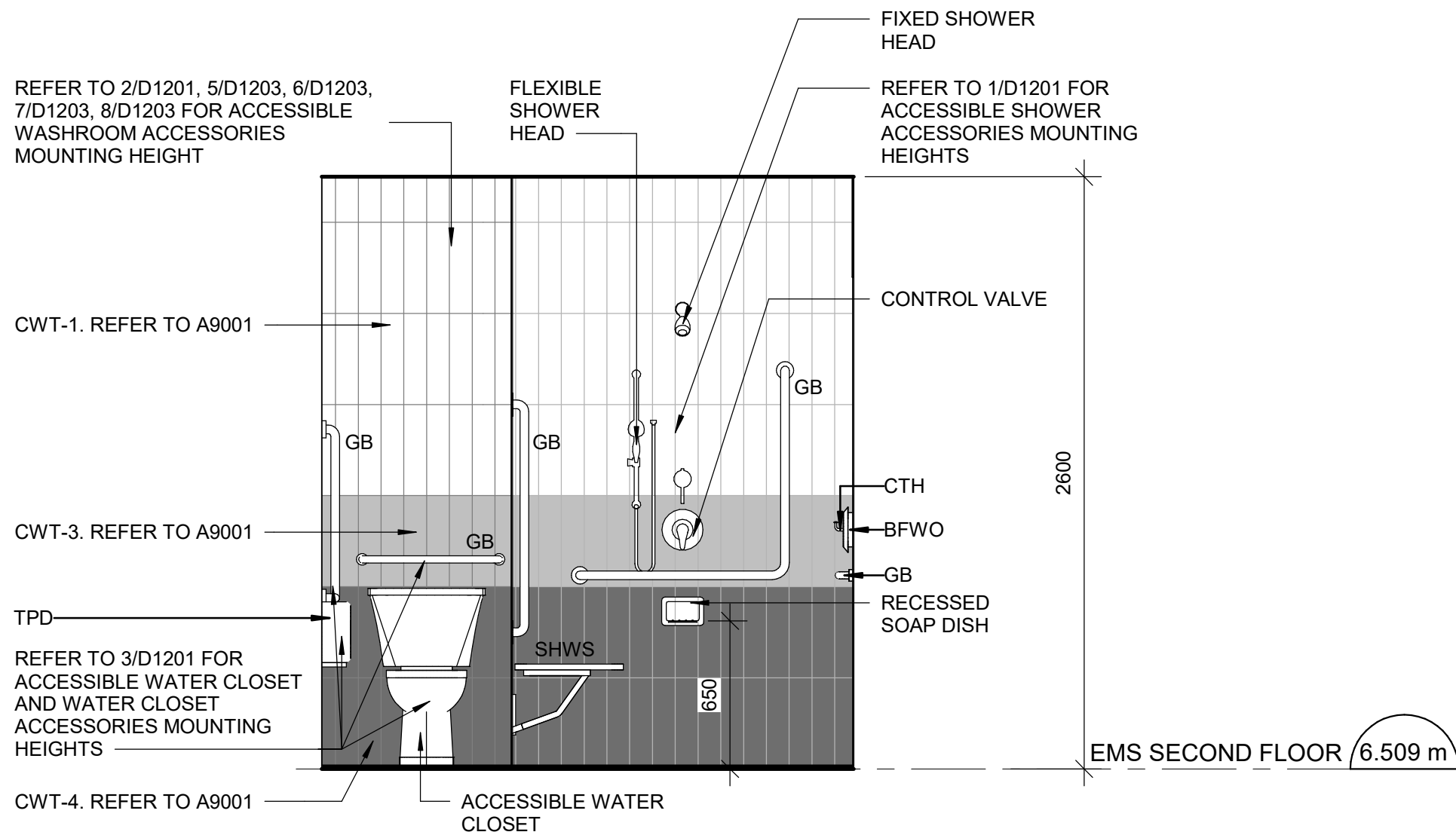
SHEET NUMBER

G08-265-A5011

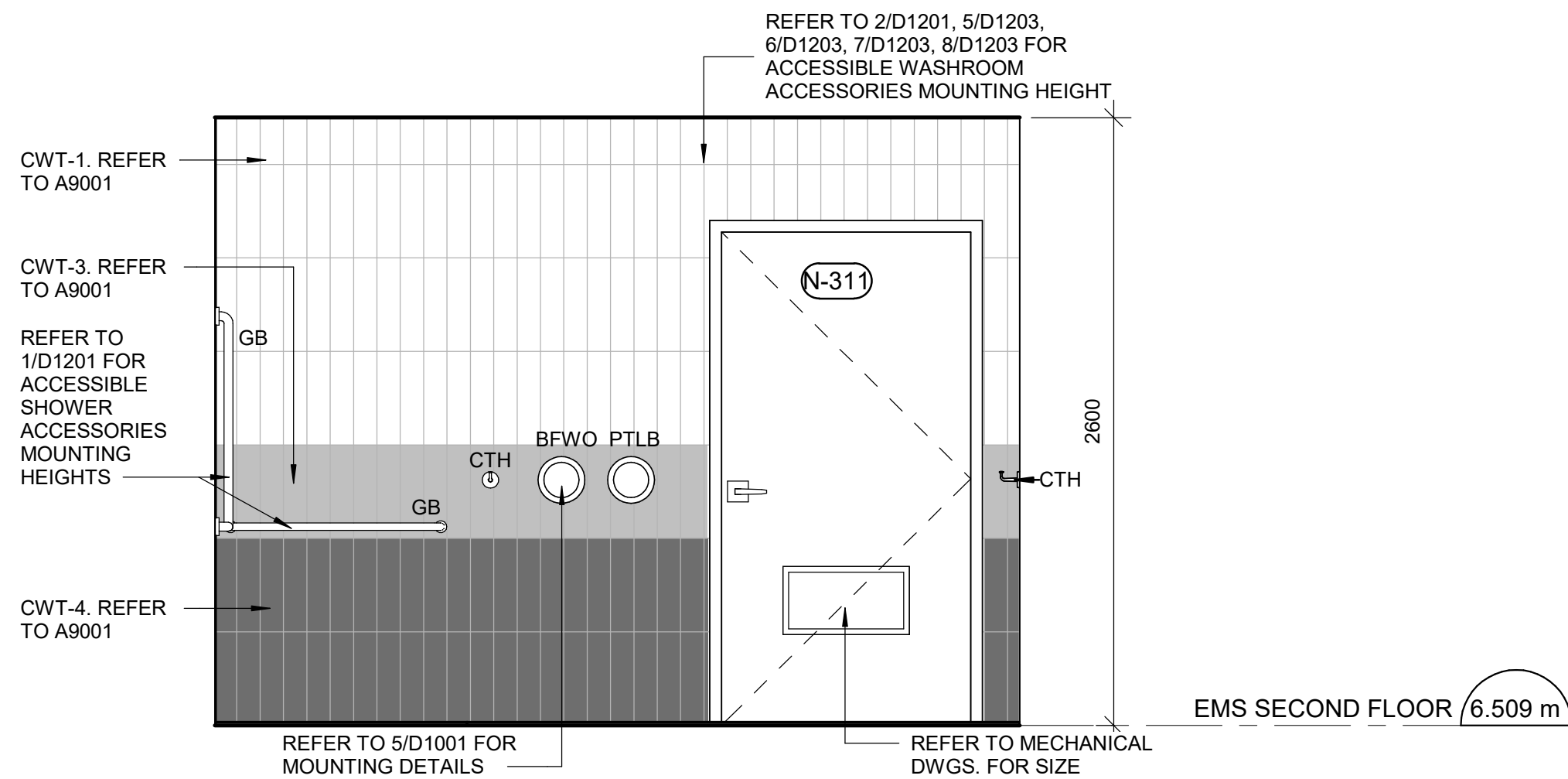
ISSUE

0

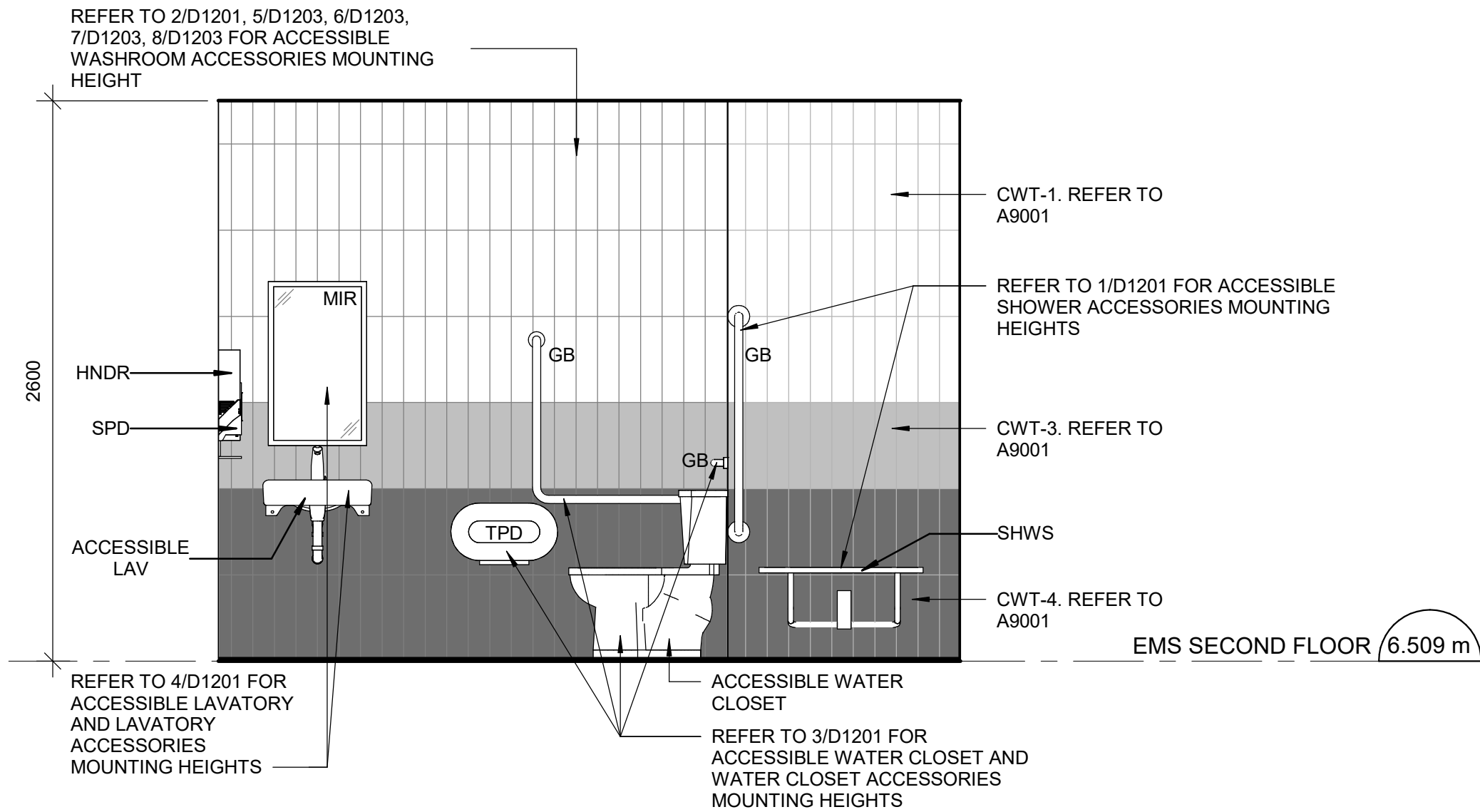




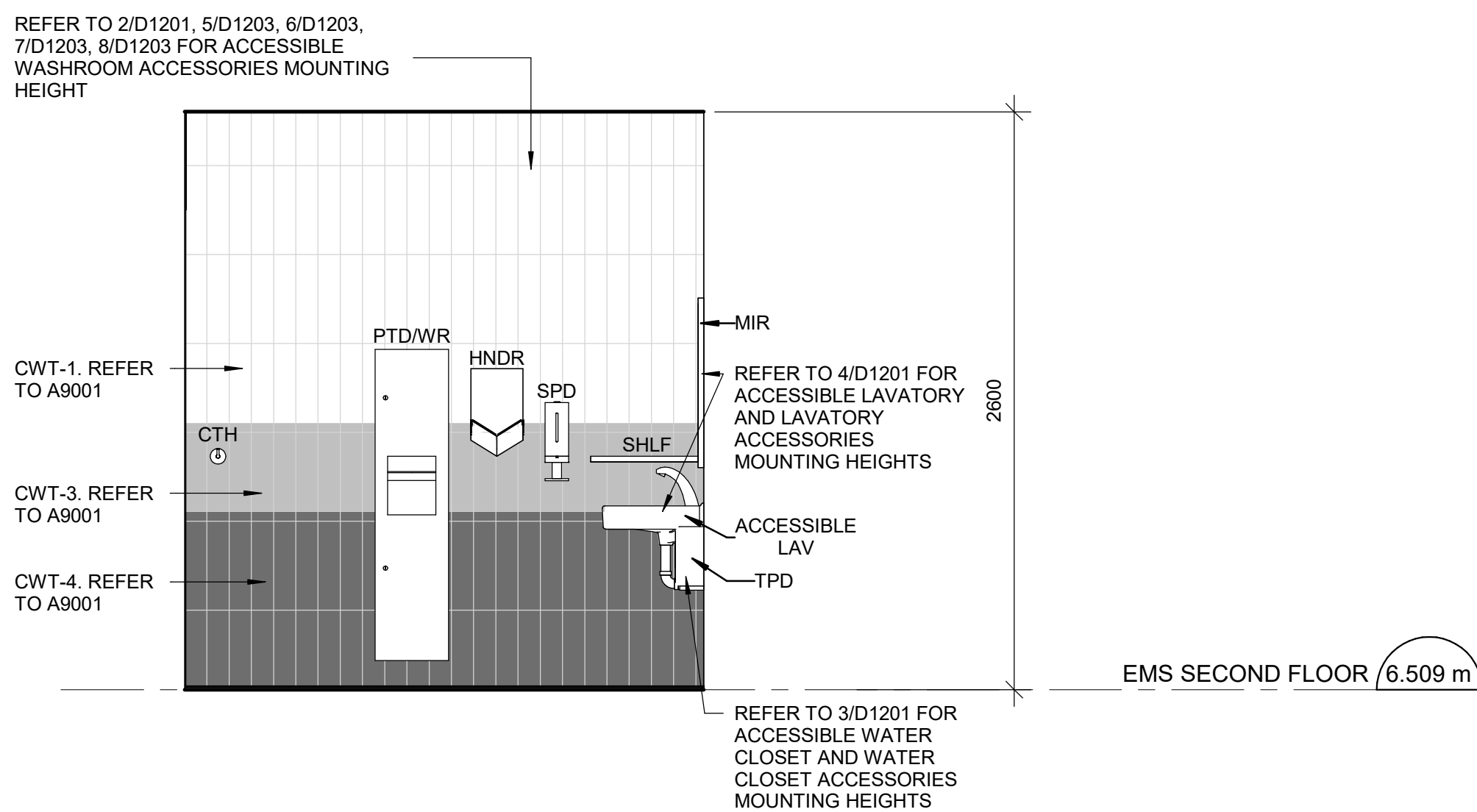
1 BARRIER FREE W.C. - INTERIOR ELEVATION 1
A5012 Scale: 1 : 25



2 BARRIER FREE W.C. - INTERIOR ELEVATION 2
A5012 Scale: 1 : 25



4 BARRIER FREE W.C. - INTERIOR ELEVATION 4
A5012 Scale: 1 : 25



3 BARRIER FREE W.C. - INTERIOR ELEVATION 3
A5012 Scale: 1 : 25

CONSTRUCTION GENERAL NOTES

1. NEW DOOR CARD READER AND BARRIER FREE PUSH BUTTON TO BE COORDINATED WITH ELECTRICAL DRAWINGS FOR LOCATION AND HEIGHT INSTALLATION REFER TO ARCHITECTURAL DETAIL BOOKLET.
2. REINSTALL ALL ELECTRICAL SWITCHES, RECEPTACLES, CARD READERS AND PULL STATIONS AT ACCESSIBLE HEIGHT AS IDENTIFIED IN THE ELECTRICAL DRAWINGS

WASHROOM GENERAL NOTES

1. ALL EXISTING SOAP DISPENSERS AND MIRRORS TO BE RE-MOUNTED AT TADG COMPLIANT HEIGHTS.
2. REFER TO 2/D1201 FOR TADG COMPLIANT RE-MOUNTING HEIGHTS OF ALL EXISTING WASHROOM ACCESSORIES AFTER INSTALLATION OF NEW WALL TILES OR ALTERNATE SPECIFIED FINISH. ALL FIXTURES LOCATIONS TO REMAIN. ALL EXISTING SOAP DISPENSERS BE NEWLY FITTED WITH COLLECTORS.

CLIENT
CITY OF TORONTO
Corporate Real Estate Management
Project Management Office
Metro Hall Toronto, ON
MSV 3C6

COPYRIGHT
This drawing has been prepared solely for the intended use. No reproduction or distribution for any purpose other than authorized by IBI Group is forbidden. Written dimensions shall have precedence over scaled dimensions. Contractors shall verify and be responsible for all dimensions and conditions on the job, and IBI Group shall be informed of any variations from the dimensions and conditions shown on the drawing. Shop drawings shall be submitted to IBI Group for general conformance before proceeding with fabrication.

IBI Group Professional Services (Canada) Inc.
is a member of the IBI Group of companies

ISSUES		
No.	DESCRIPTION	DATE
0	ISSUED FOR CONSTRUCTION	2021-10-19

CONSULTANTS

SEAL



PRIME CONSULTANT

IBI GROUP
175 Galaxy Blvd, Unit 100
Toronto, ON M9W 0C9, Canada
tel 416 679 1930 fax 416 675 4620
ibigroup.com

PROJECT TITLE
**CITY OF TORONTO
ACCESSIBILITY UPGRADES**

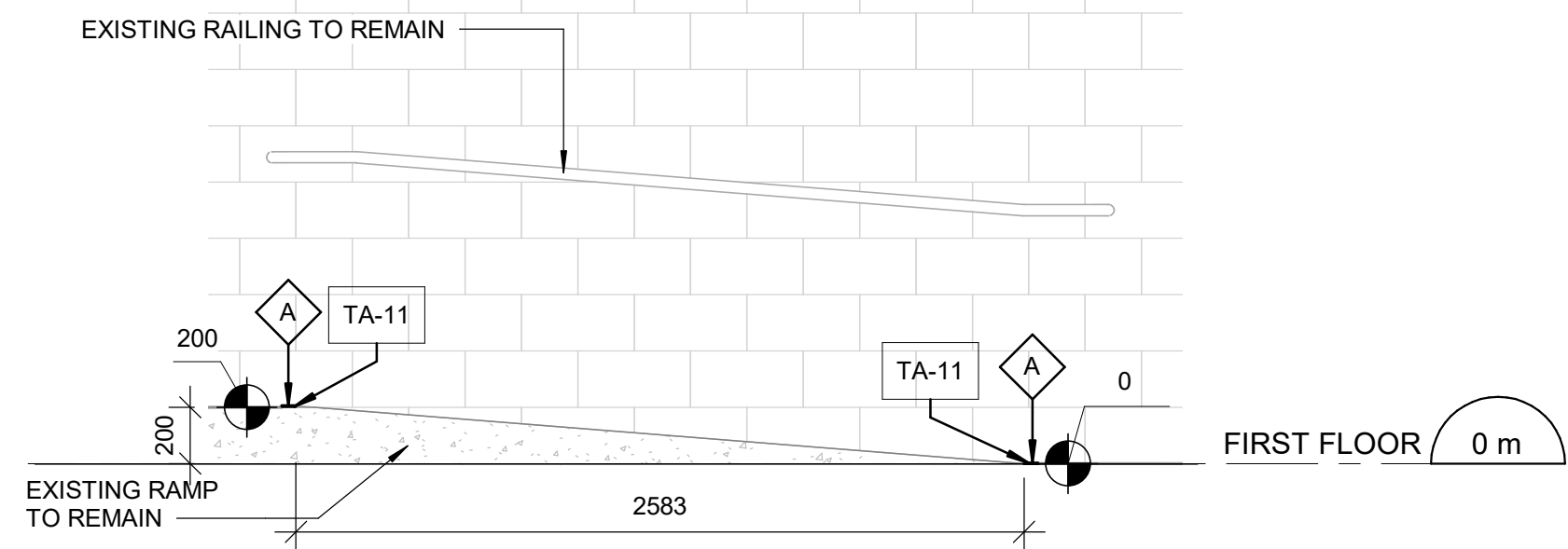
PROJECT ADDRESS
**Fire Station 112 & EMS
Station 16
5700 Bathurst St**

PROJECT NO:
9119- 19- 0162 / IBI 122260

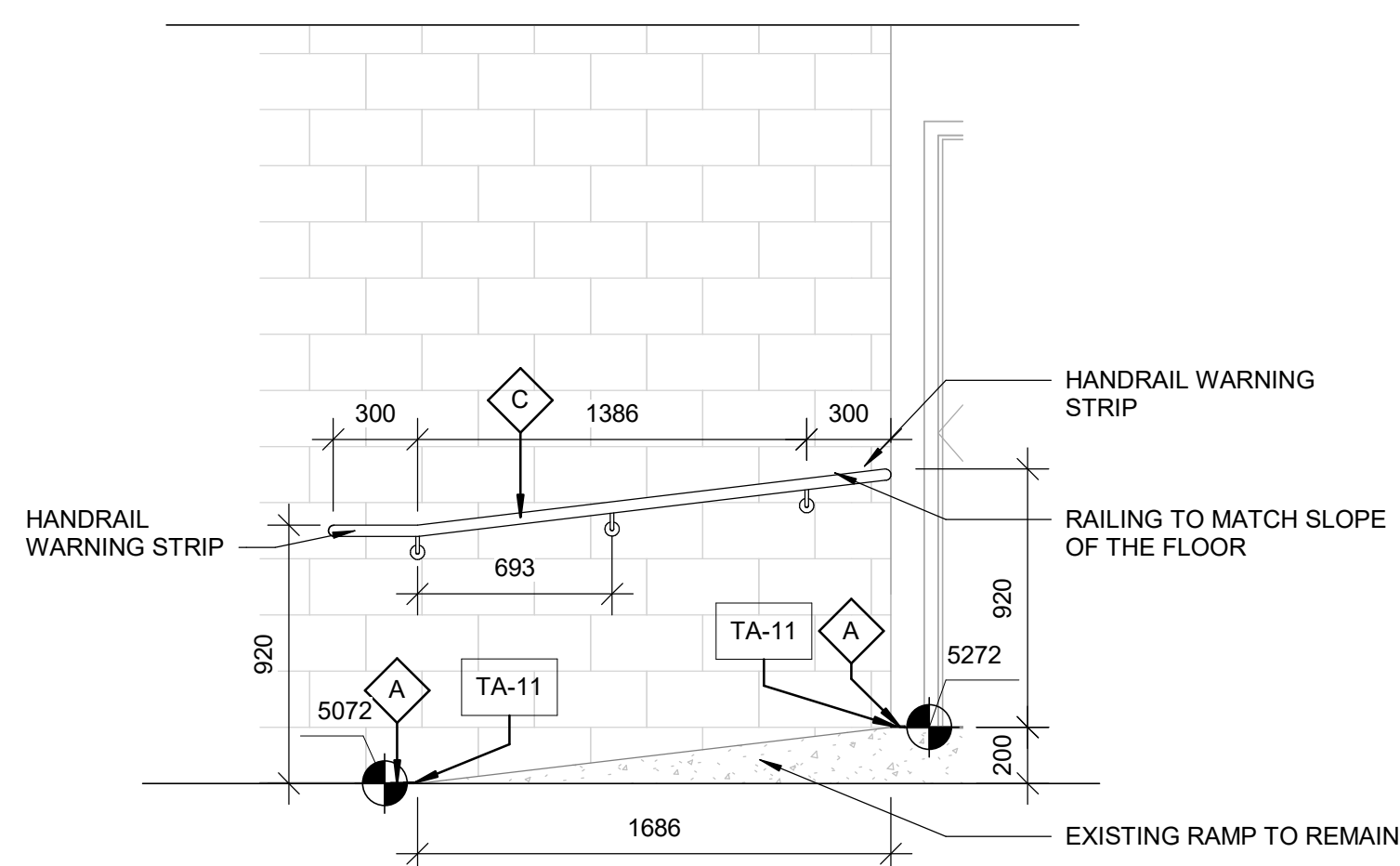
DRAWN BY: A. KVASNIUK	CHECKED BY: L. BANDIERA
PROJECT MGR: F. BOLOURIAN	APPROVED BY: E. FENUA

SHEET TITLE
**EMS SECOND FLOOR
BARRIER FREE
WASHROOM
ELEVATIONS**

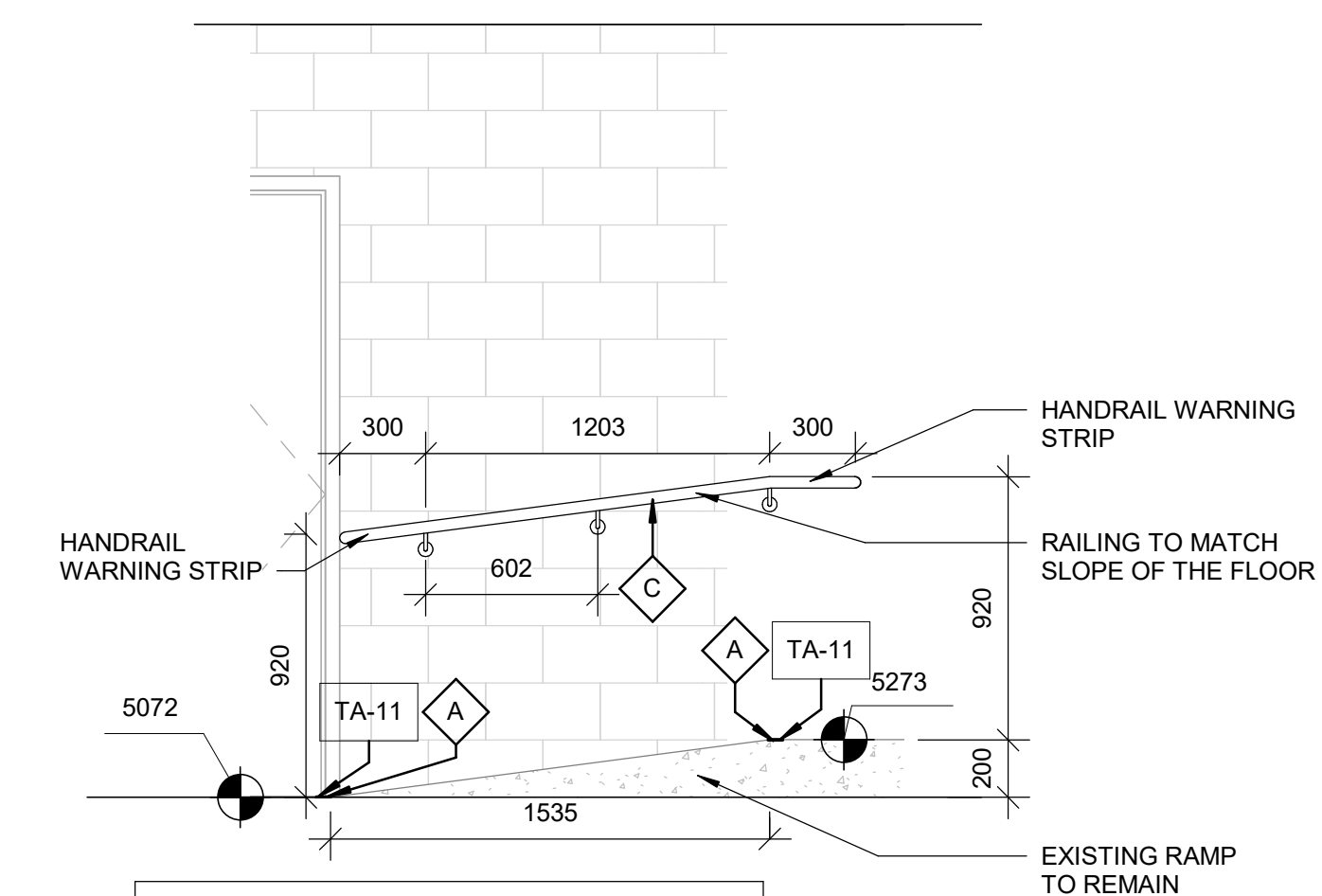
SHEET NUMBER G08-265-A5012	ISSUE 0
--------------------------------------	-------------------



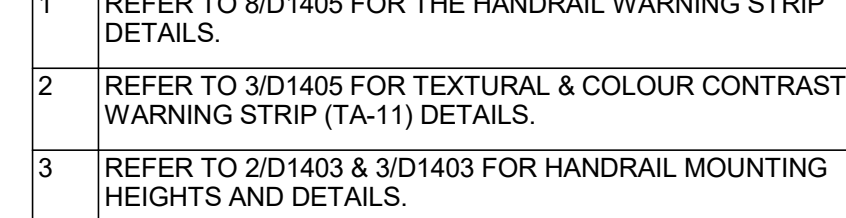
4 SECTION 2
A5111 Scale: 1 : 25



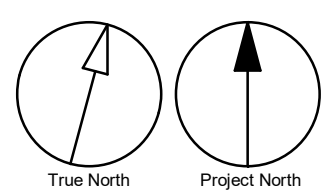
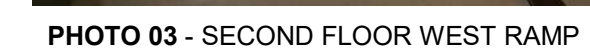
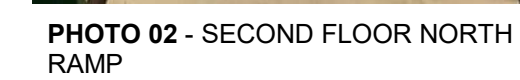
6 SECTION 4
A5111 Scale: 1 : 25



7 SECTION 5
A5111 Scale: 1 : 25

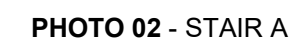


No.	DESCRIPTION	DATE
0	ISSUED FOR CONSTRUCTION	2021-10-19



[illegible]

REFER TO STAIRS GENERAL NOTES FOR DETAILS



NO	DESCRIPTION
1	REFER TO 1/D1405 FOR TACTILE ATTENTION INDICATOR (TA-1a) DETAILS.
2	REFER TO 3/D1405 FOR TEXTURAL & COLOUR CONTRAST WARNING STRIP (TA-11) DETAILS.
3	REFER TO 4/D1405 FOR FLAT STAIR NOSING (TA-16) DETAILS.
4	REFER TO 3/D1401 & 2/D1402 FOR HANDRAIL AND GUARD MOUNTING HEIGHTS AND DETAILS.

ISSUES		
No.	DESCRIPTION	DATE
0	ISSUED FOR CONSTRUCTION	2021-10-19

2021.10.19
OF
ARCHITECTS
MAY KUO
MAY KUO
LICENCE
7555

IBI GROUP
175 Galaxy Blvd, Unit 100
Toronto, ON M9W 0C9, Canada
tel 416 679 1930 fax 416 675 4620
ibigroup.com

PROJECT TITLE
CITY OF TORONTO
ACCESSIBILITY UPGRADES

PROJECT ADDRESS

Fire Station 112 & EMS
Station 16
5700 Bathurst St

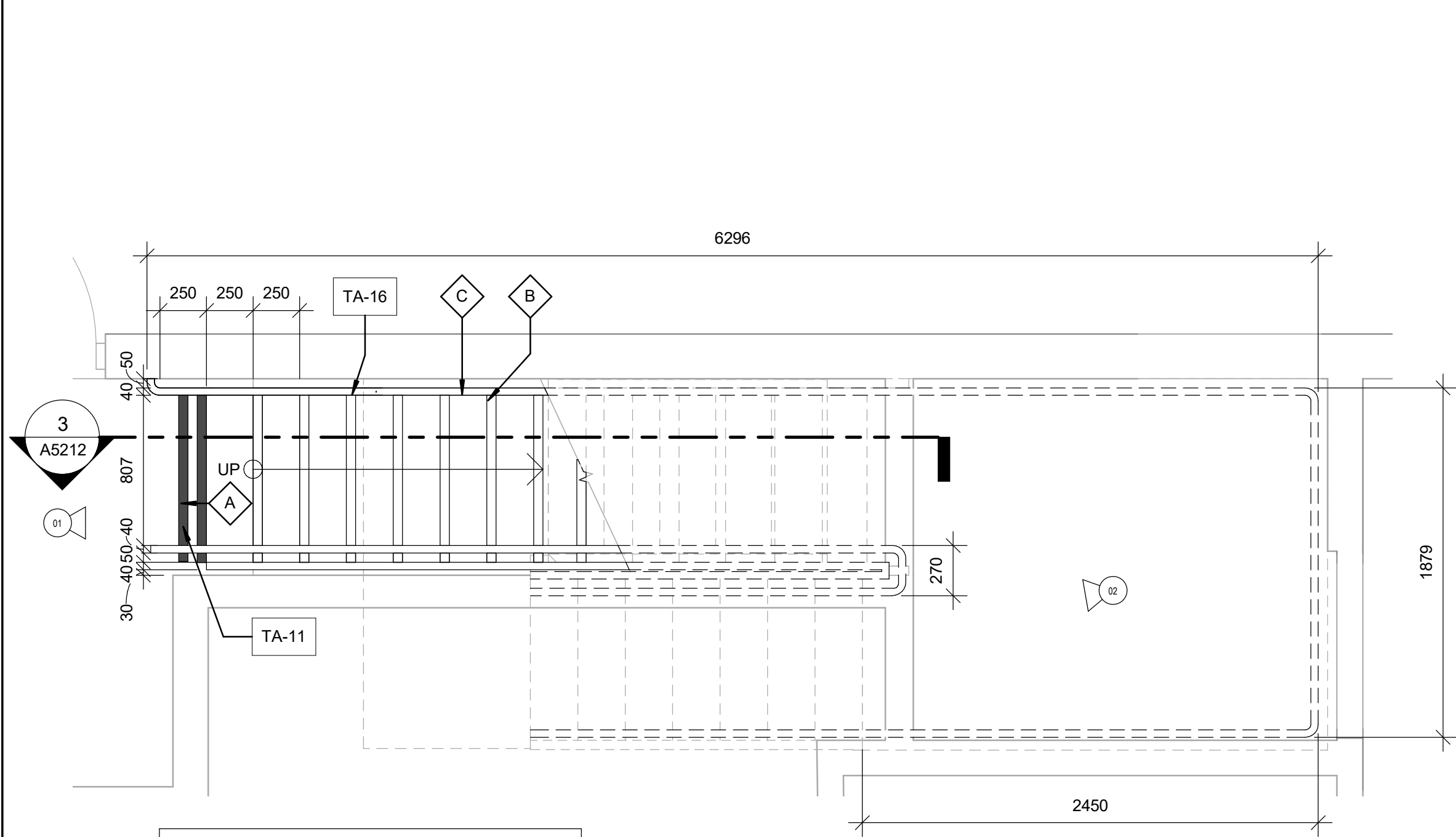
PROJECT NO:
9119- 19- 0162 / IBI 122260

DRAWN BY: A. KVASNIUK	CHECKED BY: L. BANDIERA
PROJECT MGR: F. BOLOURIAN	APPROVED BY: E. FENUTA

SHEET TITLE
STAIR A PLAN & DETAILS
- NORTH ENTRANCE

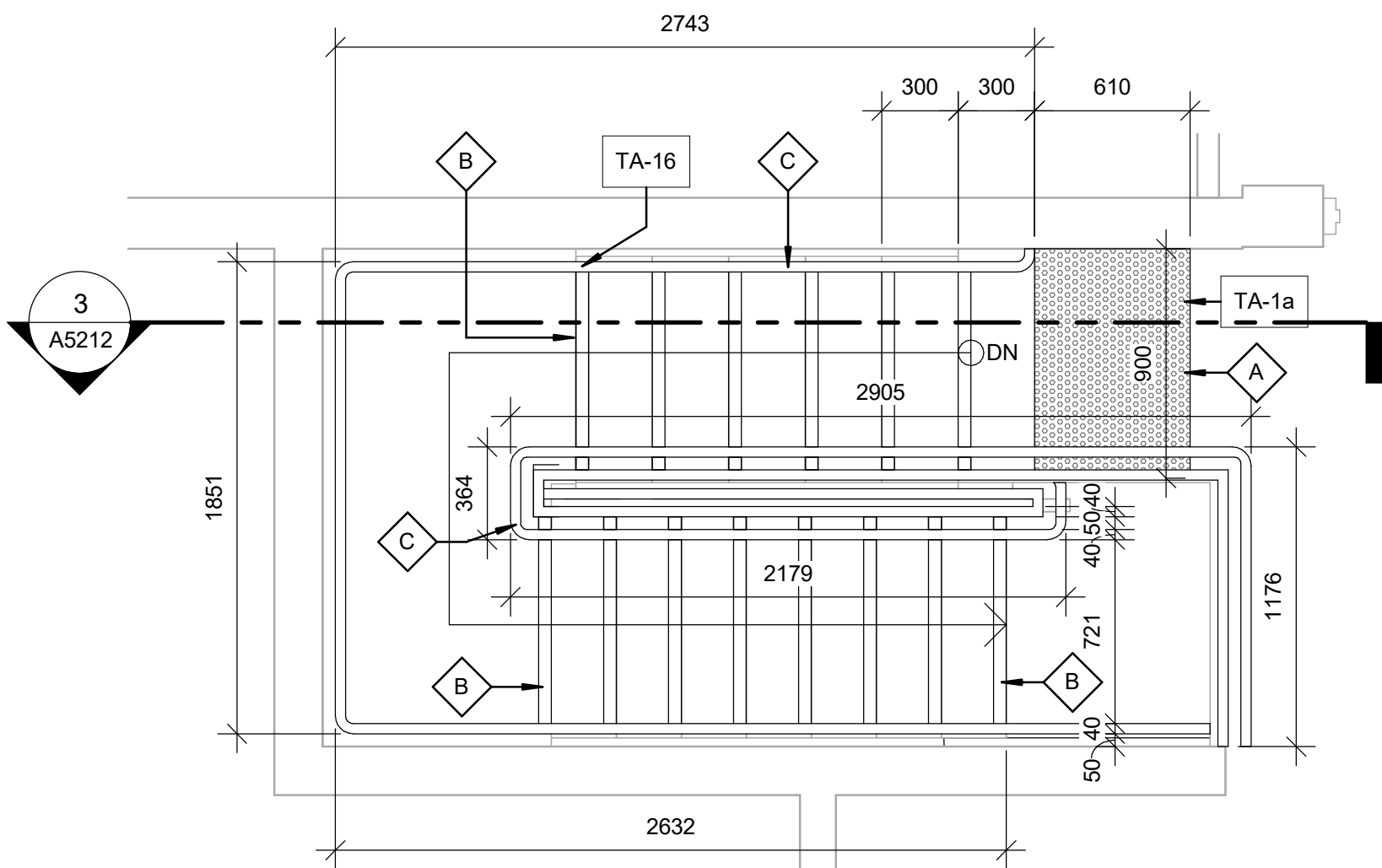
SHEET NUMBER
G08-265-A5211

ISSUE
0



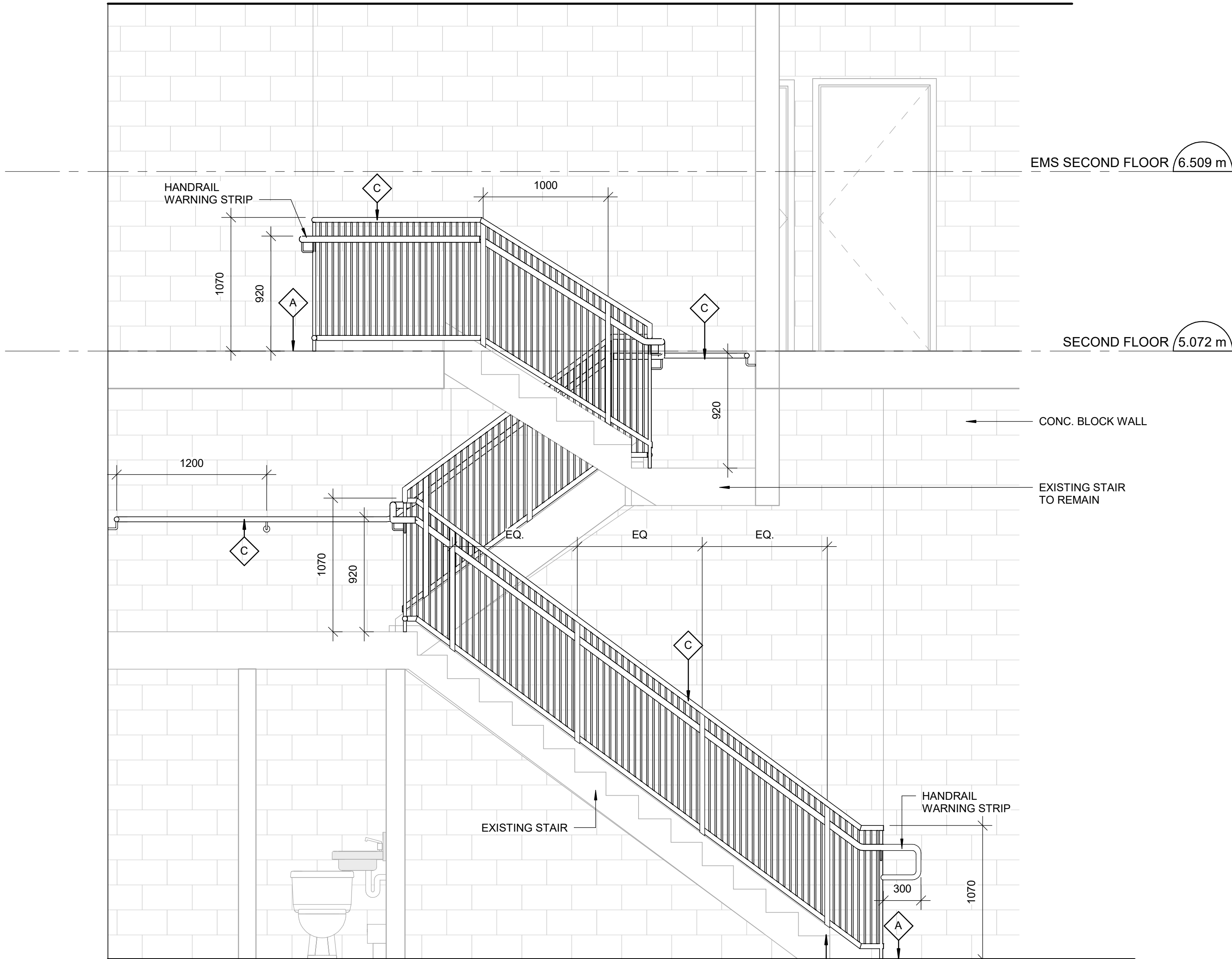
REFER TO STAIRS GENERAL NOTES FOR DETAILS

1 STAIR B-FIRST FLOOR PLAN - PARKING ENTRANCE
A5212 Scale: 1 : 25



REFER TO STAIRS GENERAL NOTES FOR DETAILS

2 STAIR B-SECOND FLOOR PLAN - PARKING ENTRANCE
A5212 Scale: 1 : 25



REFER TO STAIRS GENERAL NOTES FOR DETAILS

3 STAIR B-SECTION - PARKING ENTRANCE
A5212 Scale: 1 : 25



PHOTO 01 - STAIR B, FIRST FLOOR



PHOTO 02 - STAIR B

CONSTRUCTION KEY LEGEND

- EXISTING EXTERIOR WALL TO REMAIN
- EXISTING PARTITION TO REMAIN
- EXISTING DOOR TO REMAIN

CONSTRUCTION GENERAL NOTES

- REPAINT ENTIRE WALL AFTER WALL-MOUNTED HANDRAIL REPLACEMENT - UNLESS OTHERWISE NOTED. COLOUR AND FINISH TO MATCH EXISTING.

CONSTRUCTION KEY NOTES

NO	DESCRIPTION
A	INSTALL TACTILE ATTENTION INDICATOR AND TACTILE WARNING STRIP - REFER TO TYPICAL DETAILS 1/D1402 AND 1/D1405.
B	INSTALL COLOUR AND TEXTURE NOSING STRIP - REFER TO TYPICAL DETAIL 1/D1402.
C	INSTALL NEW GUARDRAIL AND HANDRAIL - REFER TO TYPICAL DETAILS 1/D1401, 2/D1401, 3/D1401, 1/D1403, 5/D1401 AND 6/D1402.

STAIRS GENERAL NOTES

NO	DESCRIPTION
1	REFER TO 1/D1405 FOR TACTILE ATTENTION INDICATOR (TA-1a) DETAILS.
2	REFER TO 3/D1405 FOR TEXTURAL & COLOUR CONTRAST WARNING STRIP (TA-11) DETAILS.
3	REFER TO 4/D1405 FOR FLAT STAIR NOSING (TA-16) DETAILS.
4	REFER TO 3/D1401 & 2/D1402 FOR HANDRAIL AND GUARD MOUNTING HEIGHTS AND DETAILS.

CLIENT
CITY OF TORONTO
Corporate Real Estate Management
Project Management Office
Metro Hall Toronto, ON
MSV 3C6

COPYRIGHT
This drawing has been prepared solely for the intended use, thus any reproduction or distribution for any purpose other than authorized by IBI Group is forbidden. Written dimensions shall have precedence over scaled dimensions. Contractors shall verify and be responsible for all dimensions and conditions on the job, and IBI Group shall be informed of any variations from the dimensions and conditions shown on the drawing. Shop drawings shall be submitted to IBI Group for general conformance before proceeding with fabrication.

IBI Group Professional Services (Canada) Inc.
is a member of the IBI Group of companies

ISSUES	DESCRIPTION	DATE
No. 0	ISSUED FOR CONSTRUCTION	2021-10-19

CONSULTANTS

SEAL



PRIME CONSULTANT

IBI GROUP
175 Galaxy Blvd, Unit 100
Toronto, ON M9W 0C9, Canada
tel 416 679 1930 fax 416 675 4620
ibigroup.com

PROJECT TITLE
**CITY OF TORONTO
ACCESSIBILITY UPGRADES**

PROJECT ADDRESS
**Fire Station 112 & EMS
Station 16
5700 Bathurst St**

PROJECT NO:
9119- 19- 0162 / IBI 122260

DRAWN BY: A. KVASNIUK	CHECKED BY: L. BANDIERA
PROJECT MGR: F. BOLOURIAN	APPROVED BY: E. FENUTA

SHEET TITLE
**STAIR B PLAN & DETAILS
- PARKING ENTRANCE**

SHEET NUMBER G08-265-A5212	ISSUE 0
--------------------------------------	-------------------

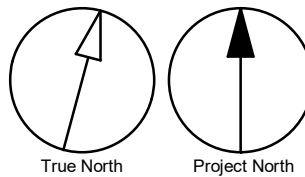




PHOTO 01 - SOUTH EMS STAIR, FIRST FLOOR




PHOTO 02 - SOUTH EMS STAIR



PHOTO 03 - SOUTH EMS STAIR, SECOND FLOOR

CONSTRUCTION KEY LEGEND

	EXISTING EXTERIOR WALL TO REMAIN
	EXISTING PARTITION TO REMAIN
	EXISTING DOOR TO REMAIN

CONSTRUCTION GENERAL NOTES

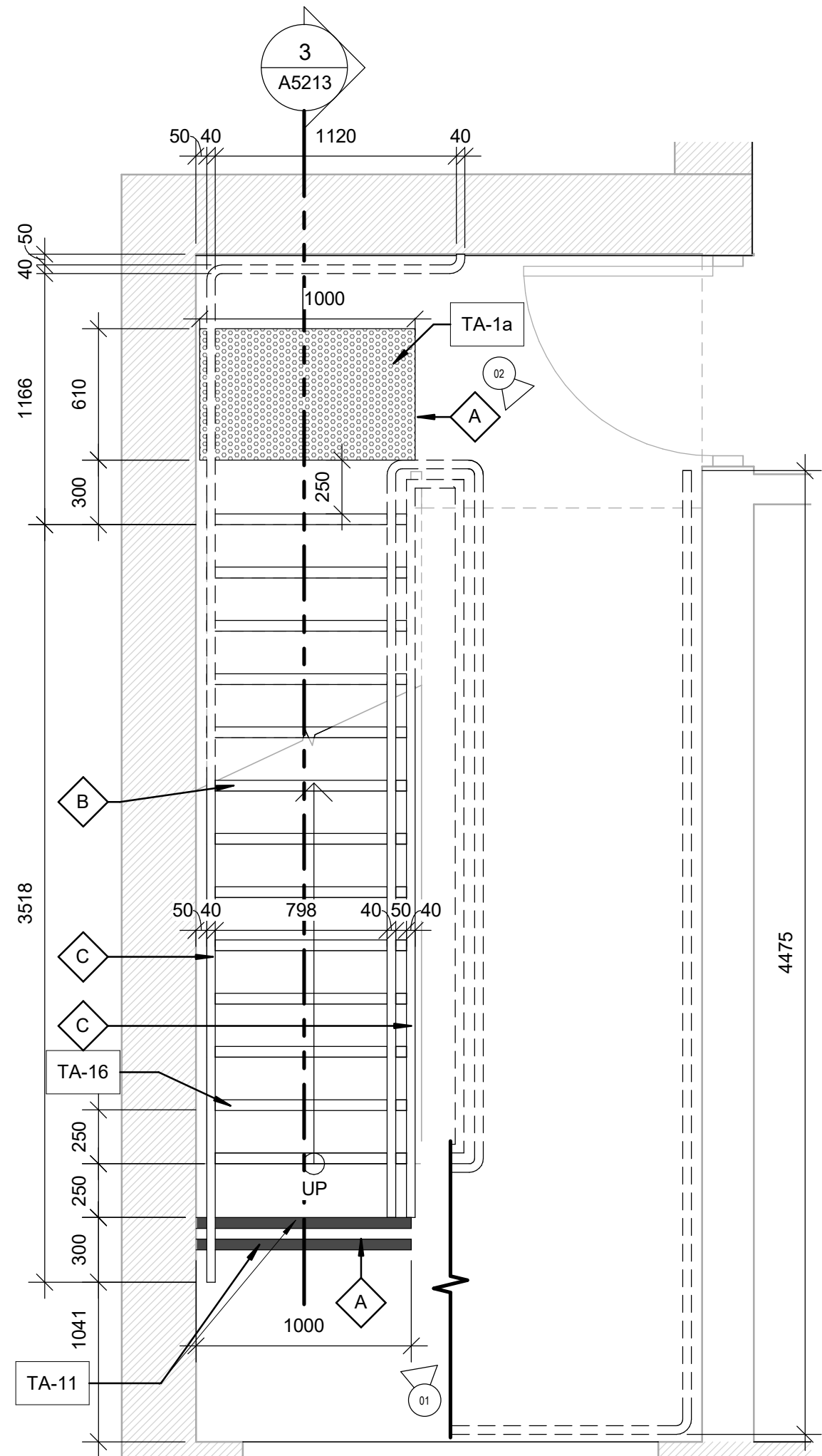
1. REPAINT ENTIRE WALL AFTER WALL-MOUNTED HANDRAIL REPLACEMENT - UNLESS OTHERWISE NOTED. COLOUR AND FINISH TO MATCH EXISTING.

CONSTRUCTION KEY NOTES

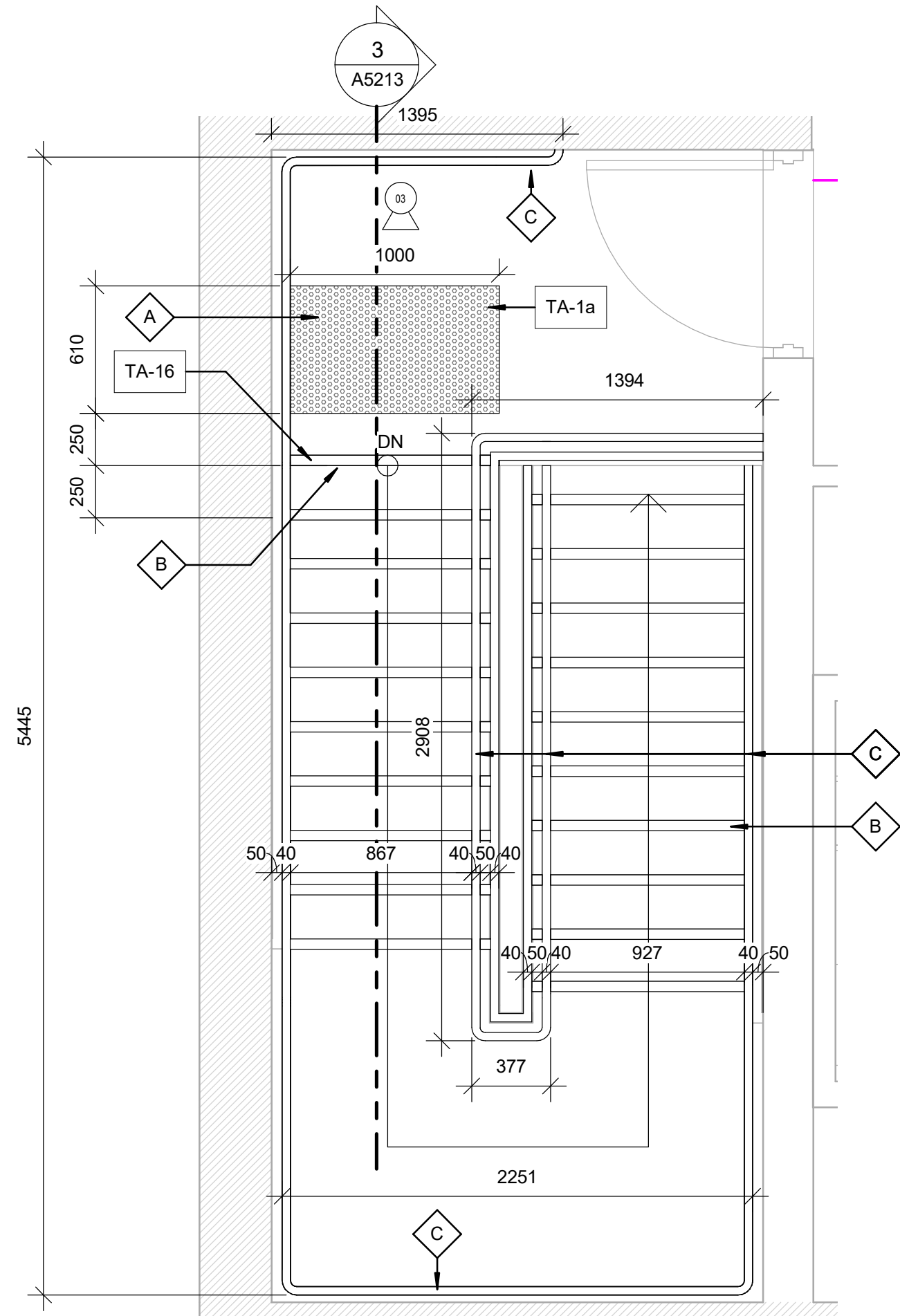
NO	DESCRIPTION
A	INSTALL TACTILE ATTENTION INDICATOR AND TACTILE WARNING STRIP - REFER TO TYPICAL DETAILS 1/D1402 AND 1/D1405.
B	INSTALL COLOUR AND TEXTURE NOSING STRIP - REFER TO TYPICAL DETAIL 1/D1402.
C	INSTALL NEW GUARDRAIL AND HANDRAIL - REFER TO TYPICAL DETAILS 1/D1401, 2/D1401, 3/D1401, 1/D1403, 5/D1401 AND 8/D1401.

STAIRS GENERAL NOTES

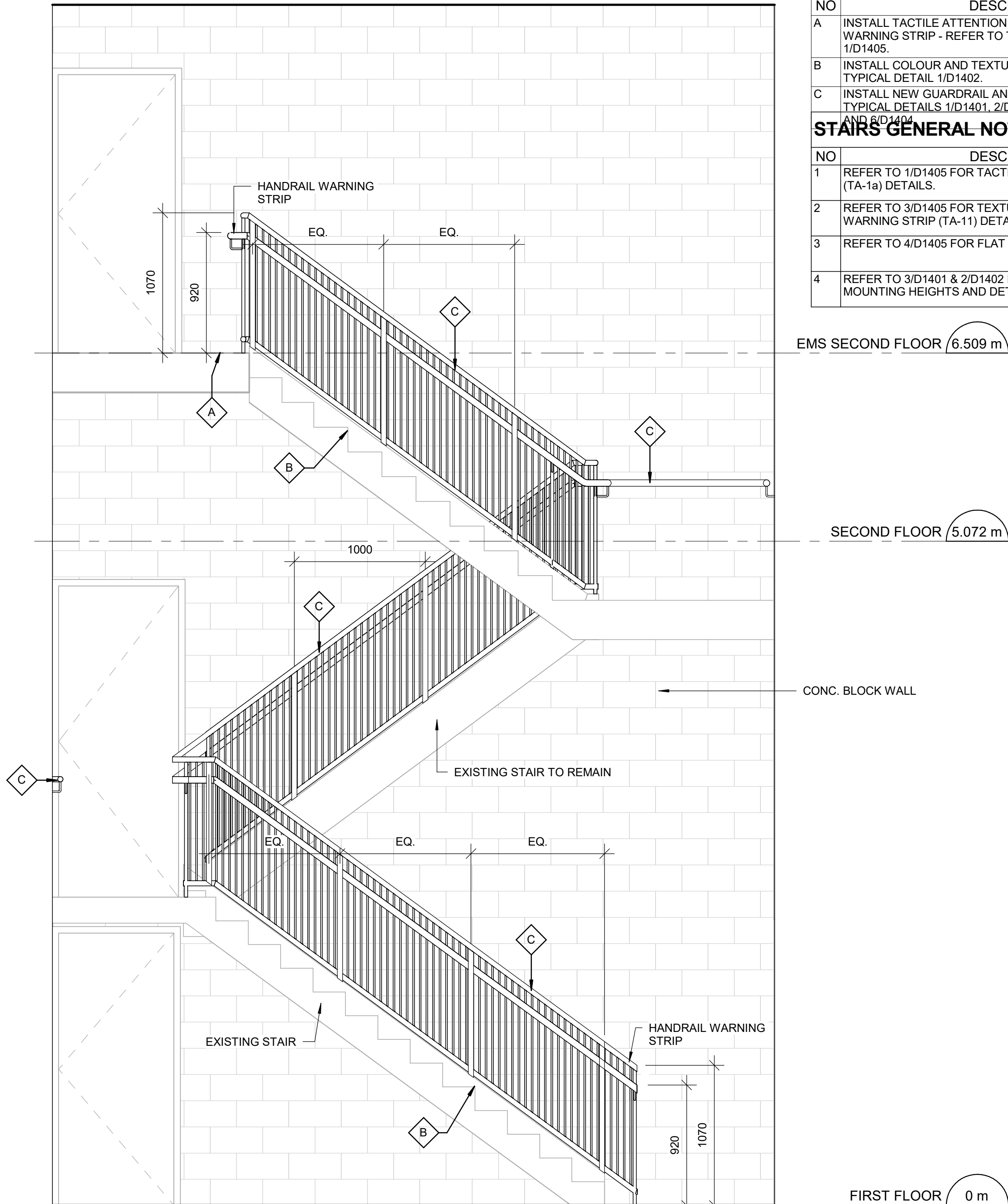
NO	DESCRIPTION
1	REFER TO 1/D1405 FOR TACTILE ATTENTION INDICATOR (TA-1a) DETAILS.
2	REFER TO 3/D1405 FOR TEXTURAL & COLOUR CONTRAST WARNING STRIP (TA-11) DETAILS.
3	REFER TO 4/D1405 FOR FLAT STAIR NOSING (TA-16) DETAILS.
4	REFER TO 3/D1401 & 2/D1402 FOR HANDRAIL AND GUARD MOUNTING HEIGHTS AND DETAILS.



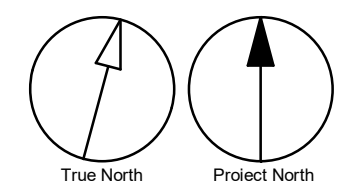
1 STAIR D FIRST FLOOR PLAN - SOUTH EMS STAIR
A5213 Scale: 1 : 25



2 STAIR D SECOND FLOOR PLAN - SOUTH EMS STAIR
A5213 Scale: 1 : 25



3 STAIR D SECTION - SOUTH EMS STAIR
A5213 Scale: 1 : 25



CLIENT
CITY OF TORONTO
Corporate Real Estate Management
Project Management Office
Metro Hall Toronto, ON
MSV 3C6

COPYRIGHT
This drawing has been prepared solely for the intended use, thus any reproduction or distribution for any purpose other than authorized by IBI Group is forbidden. Written dimensions shall have precedence over scaled dimensions. Contractors shall verify and be responsible for all dimensions and conditions on the job, and IBI Group shall be informed of any variations from the dimensions and conditions shown on the drawing. Shop drawings shall be submitted to IBI Group for general conformance before proceeding with fabrication.

IBI Group Professional Services (Canada) Inc.
is a member of the IBI Group of companies

ISSUES	DESCRIPTION	DATE
No. 0	ISSUED FOR CONSTRUCTION	2021-10-19

CONSULTANTS



PRIME CONSULTANT
IBI GROUP
175 Galaxy Blvd, Unit 100
Toronto, ON M9W 0C9, Canada
tel 416 679 1930 fax 416 675 4620
ibigroup.com

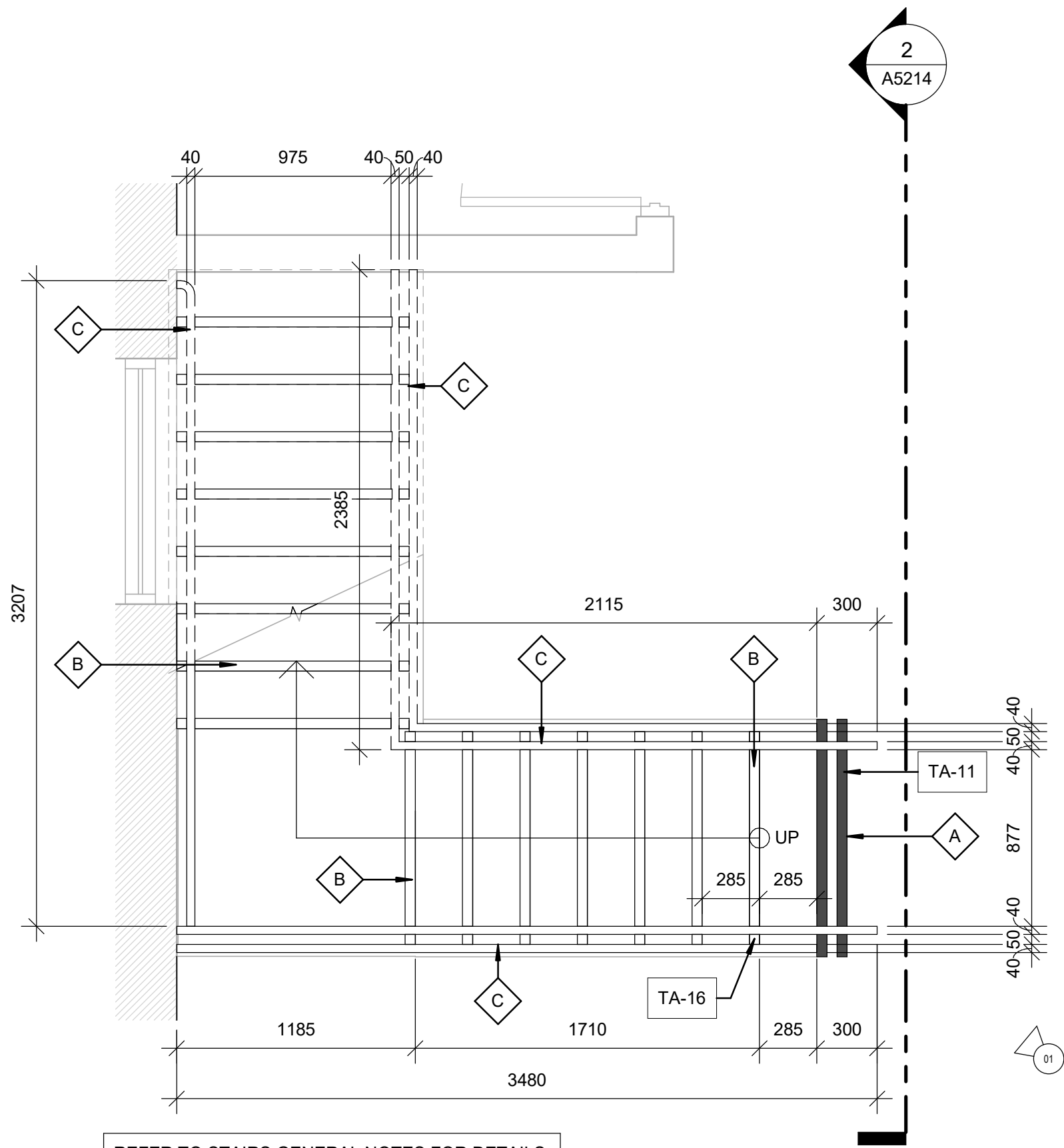
PROJECT TITLE
**CITY OF TORONTO
ACCESSIBILITY UPGRADES**

PROJECT ADDRESS
**Fire Station 112 & EMS
Station 16
5700 Bathurst St**

PROJECT NO:
9119- 19- 0162 / IBI 122260
DRAWN BY:
A. KVASNIUK
PROJECT MGR:
F. BOLOURIAN
CHECKED BY:
L. BANDIERA
APPROVED BY:
E. FENUTA

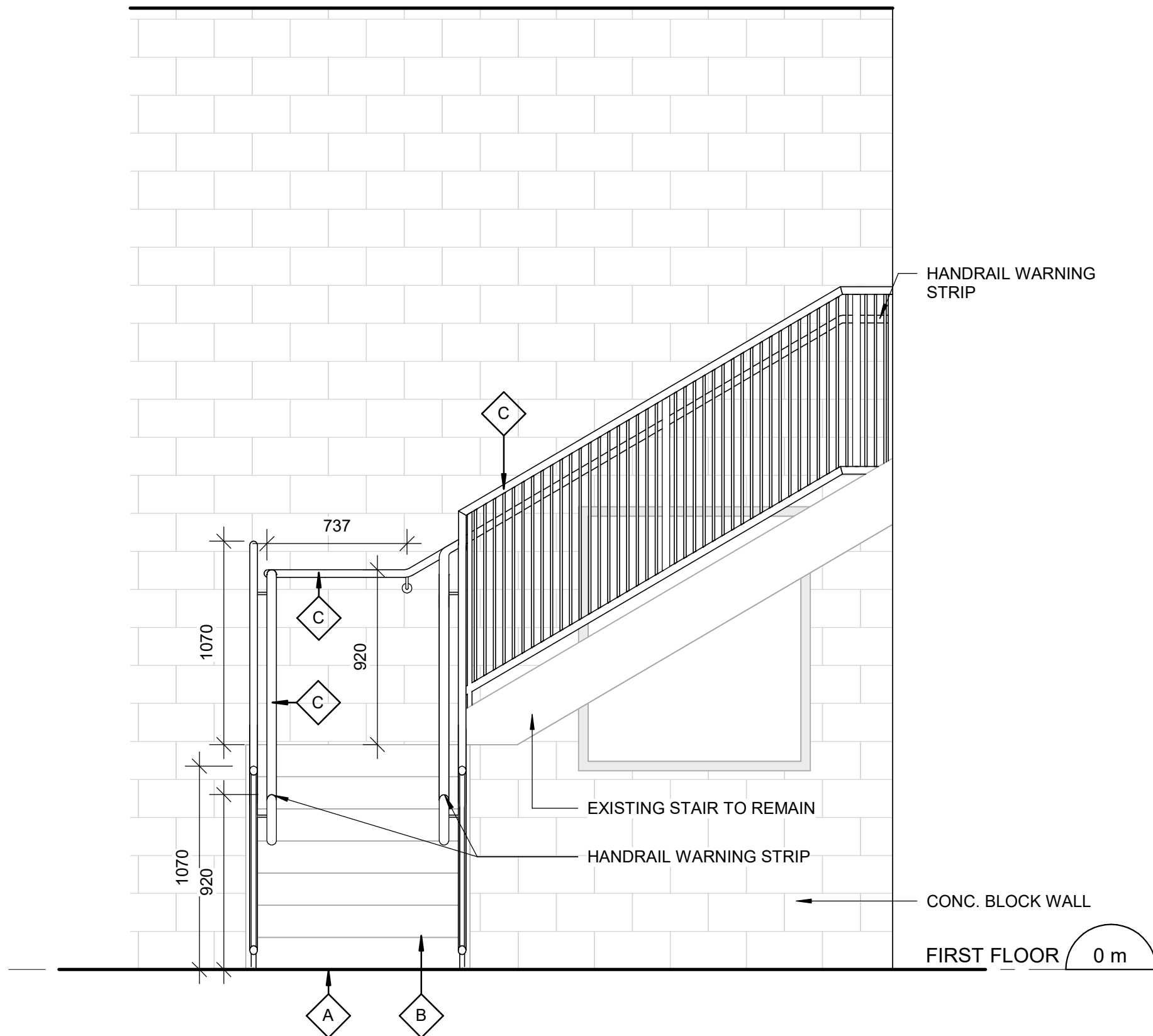
SHEET TITLE
**STAIR D PLAN & DETAILS
- SOUTH EMS**

SHEET NUMBER
G08-265-A5213
ISSUE
0



REFER TO STAIRS GENERAL NOTES FOR DETAILS

1 STAIR C PLAN - EMS STORAGE
A5214 Scale: 1 : 25



REFER TO STAIRS GENERAL NOTES FOR DETAILS

2 STAIR C SECTION - EMS STORAGE
A5214 Scale: 1 : 25



PHOTO 01 - EMS STORAGE



PHOTO 02 - SECOND FLOOR EMS ENTRANCE

CONSTRUCTION KEY LEGEND

- EXISTING EXTERIOR WALL TO REMAIN
- EXISTING PARTITION TO REMAIN
- EXISTING DOOR TO REMAIN

CONSTRUCTION GENERAL NOTES

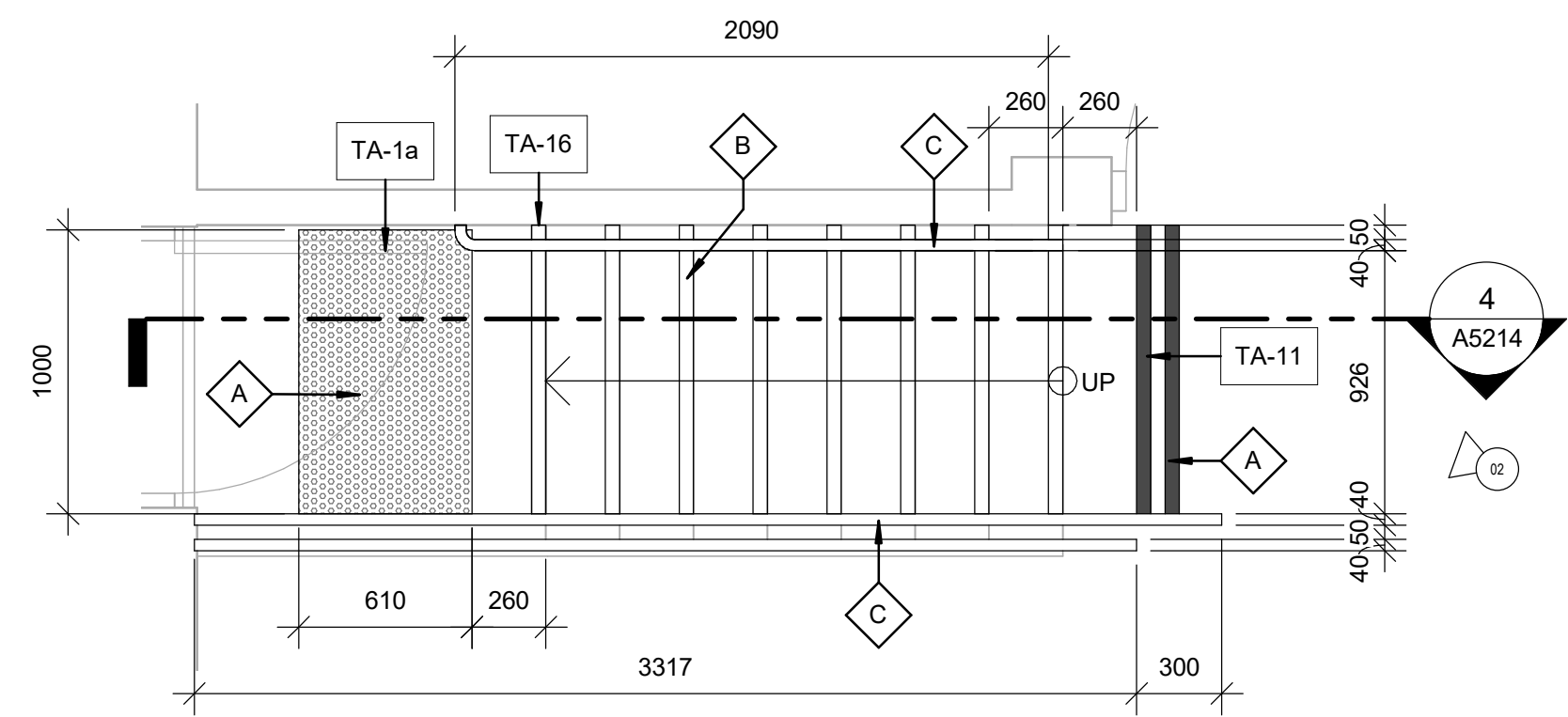
- REPAINT ENTIRE WALL AFTER WALL-MOUNTED HANDRAIL REPLACEMENT - UNLESS OTHERWISE NOTED. COLOUR AND FINISH TO MATCH EXISTING.

CONSTRUCTION KEY NOTES

NO	DESCRIPTION
A	INSTALL TACTILE ATTENTION INDICATOR AND TACTILE WARNING STRIP - REFER TO TYPICAL DETAILS 1/D1402 AND 1/D1405.
B	INSTALL COLOUR AND TEXTURE NOSING STRIP - REFER TO TYPICAL DETAIL 1/D1402.
C	INSTALL NEW GUARDRAIL AND HANDRAIL - REFER TO TYPICAL DETAILS 1/D1401, 2/D1401, 3/D1401, 1/D1403, 5/D1401 AND 6/D1401.

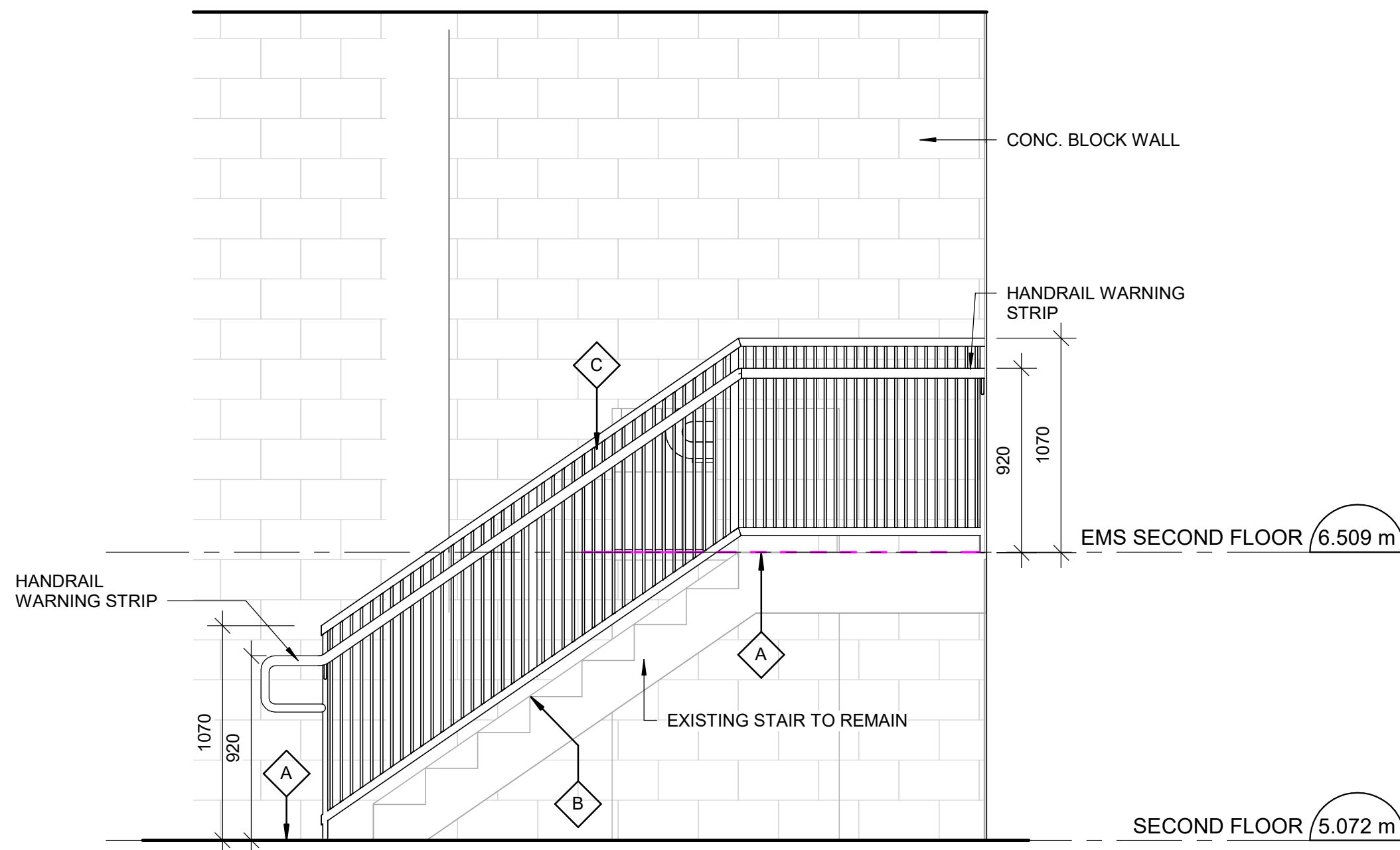
STAIRS GENERAL NOTES

NO	DESCRIPTION
1	REFER TO 1/D1405 FOR TACTILE ATTENTION INDICATOR (TA-1a) DETAILS.
2	REFER TO 3/D1405 FOR TEXTURAL & COLOUR CONTRAST WARNING STRIP (TA-11) DETAILS.
3	REFER TO 4/D1405 FOR FLAT STAIR NOSING (TA-16) DETAILS.
4	REFER TO 3/D1401 & 2/D1402 FOR HANDRAIL AND GUARD MOUNTING HEIGHTS AND DETAILS.



REFER TO STAIRS GENERAL NOTES FOR DETAILS

3 STAIR E PLAN - SECOND FLOOR EMS ENTRANCE
A5214 Scale: 1 : 25



REFER TO STAIRS GENERAL NOTES FOR DETAILS

4 STAIR E SECTION - SECOND FLOOR EMS ENTRANCE
A5214 Scale: 1 : 25

CLIENT
CITY OF TORONTO
Corporate Real Estate Management
Project Management Office
Metro Hall Toronto, ON
MSV 3C6

COPYRIGHT
This drawing has been prepared solely for the intended use. No reproduction or distribution for any purpose other than authorized by IBI Group is forbidden. Written dimensions shall have precedence over scaled dimensions. Contractors shall verify and be responsible for all dimensions and conditions on the job, and IBI Group shall be informed of any variations from the dimensions and conditions shown on the drawing. Shop drawings shall be submitted to IBI Group for general conformance before proceeding with fabrication.

IBI Group Professional Services (Canada) Inc.
is a member of the IBI Group of companies

ISSUES	DESCRIPTION	DATE
No.		
0	ISSUED FOR CONSTRUCTION	2021-10-19

CONSULTANTS

SEAL



PRIME CONSULTANT



PROJECT TITLE
**CITY OF TORONTO
ACCESSIBILITY UPGRADES**

PROJECT ADDRESS
**Fire Station 112 & EMS
Station 16
5700 Bathurst St**

PROJECT NO:
9119- 19- 0162 / IBI 122260

DRAWN BY:
A. KVASNIUK

CHECKED BY:
L. BANDIERA

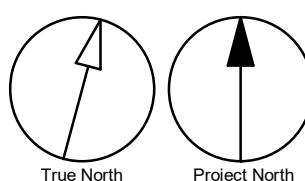
PROJECT MGR:
F. BOLOURIAN

APPROVED BY:
E. FENUTA

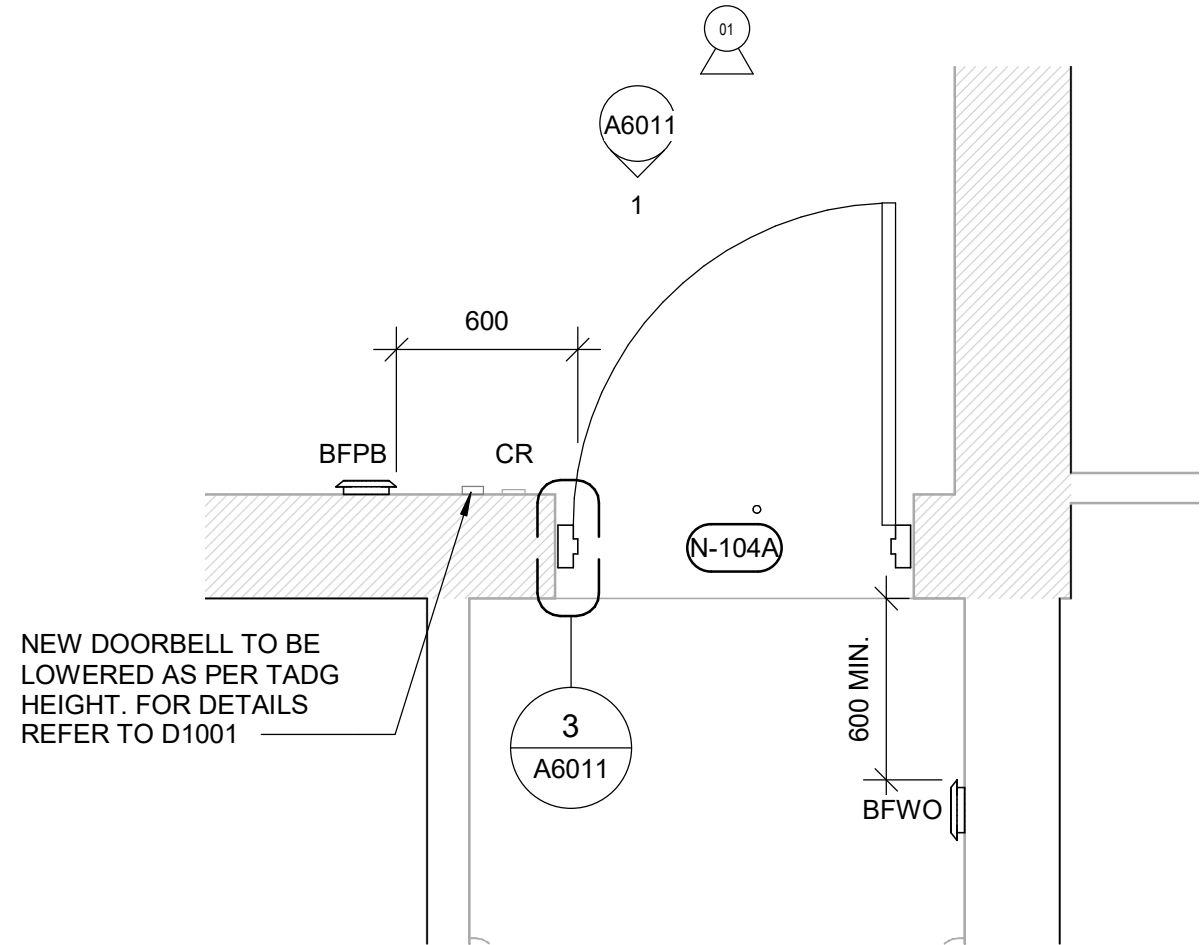
SHEET TITLE
**STAIR C & E PLANS &
DETAILS - EMS**

SHEET NUMBER
G08-265-A5214

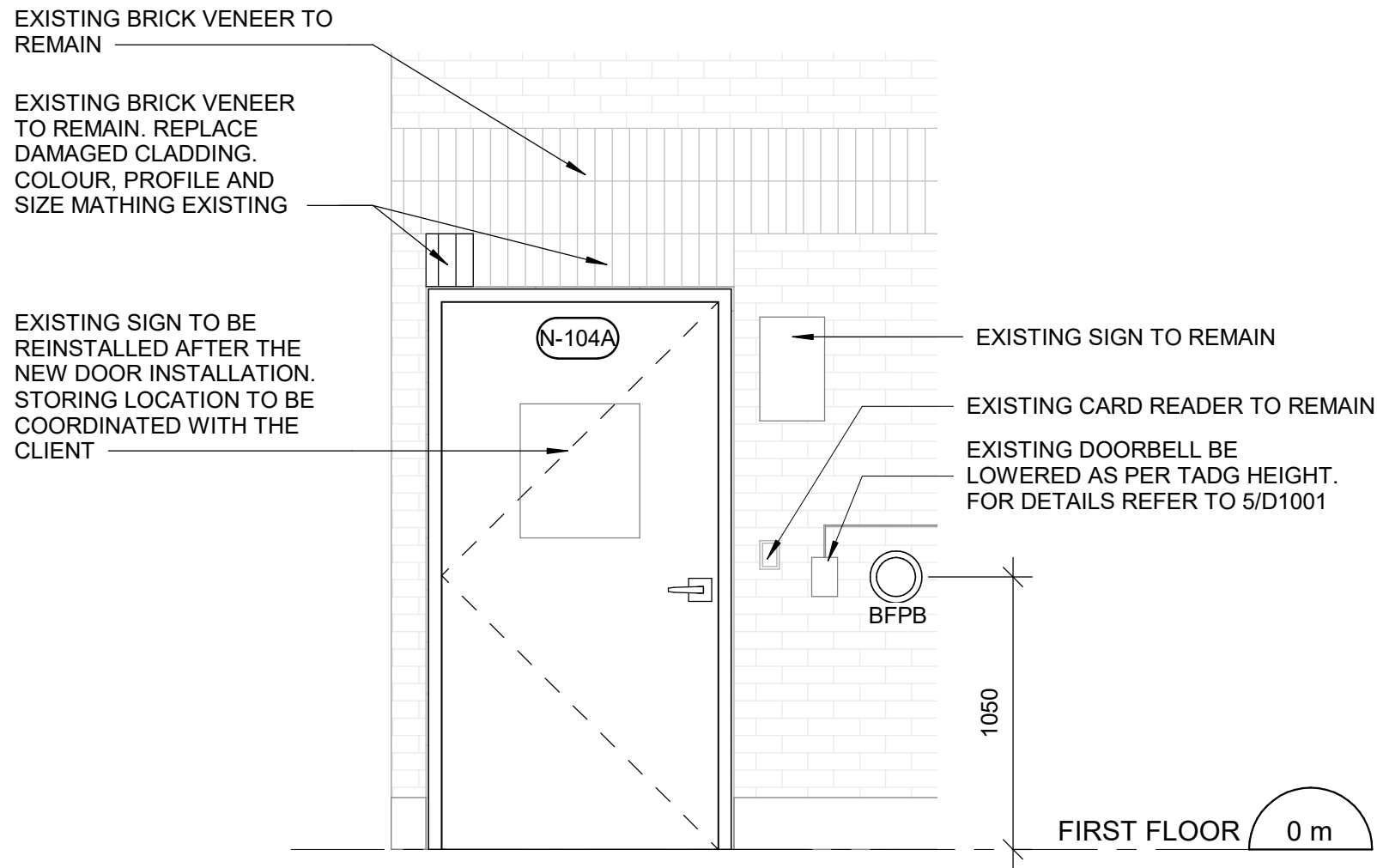
ISSUE
0



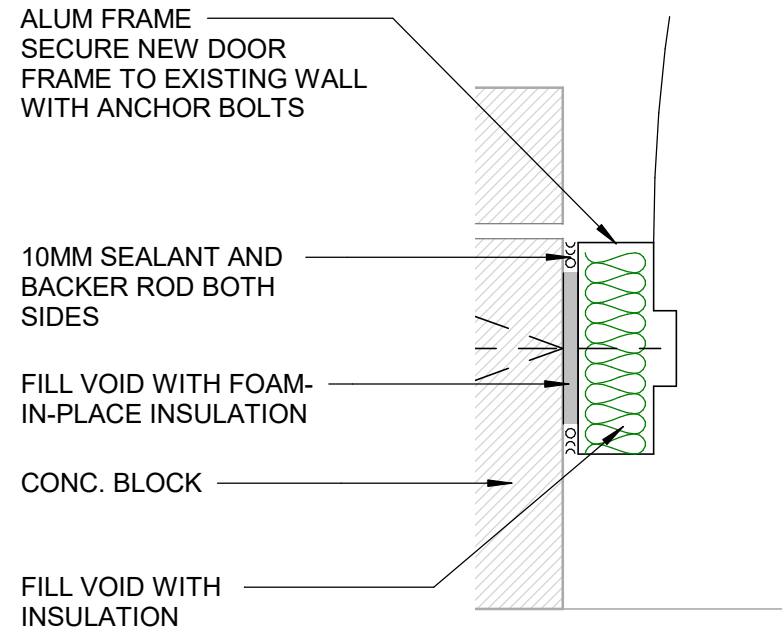
2 FIRST FLOOR-NEW DOOR
A6011 Scale: 1 : 25



1 EXTERIOR ENTRY DOOR ELEVATION
A6011 Scale: 1 : 25



3 DOOR DETAIL AND FRAME
A6011 Scale: 1 : 5



EXISTING SIGN TO REMAIN

EXISTING BRICK VENEER TO REMAIN. REPLACE DAMAGED CLADDING. COLOUR, PROFILE AND SIZE MATHING EXISTING

EXISTING SIGN TO BE REMAIN. AND REINSTALLED AFTER THE NEW DOOR INSTALLATION. STORING LOCATION TO BE COORDINATED WITH THE OWNER

EXISTING DOORBELL BE LOWERED AS PER TADG HEIGHT. FOR DETAILS REFER TO 5/D1001

EXISTING CARD READER TO REMAIN


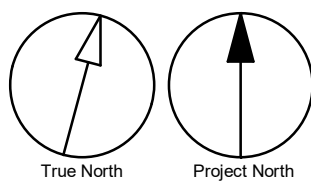


PHOTO 01 - EXTERIOR ENTRY



CLIENT
CITY OF TORONTO
Corporate Real Estate Management
Project Management Office
Metro Hall Toronto, ON
MSV 3C6

COPYRIGHT
This drawing has been prepared solely for the intended use, thus any reproduction or distribution for any purpose other than authorized by IBI Group is forbidden. Written dimensions shall have precedence over scaled dimensions. Contractors shall verify and be responsible for all dimensions and conditions on the job, and IBI Group shall be informed of any variations from the dimensions and conditions shown on the drawing. Shop drawings shall be submitted to IBI Group for general conformance before proceeding with fabrication.

IBI Group Professional Services (Canada) Inc.
is a member of the IBI Group of companies

ISSUES		
No.	DESCRIPTION	DATE
0	ISSUED FOR CONSTRUCTION	2021-10-19

CONSULTANTS

SEAL



PRIME CONSULTANT
IBI GROUP
175 Galaxy Blvd, Unit 100
Toronto, ON M9W 0C9, Canada
tel 416 679 1930 fax 416 675 4620
ibigroup.com

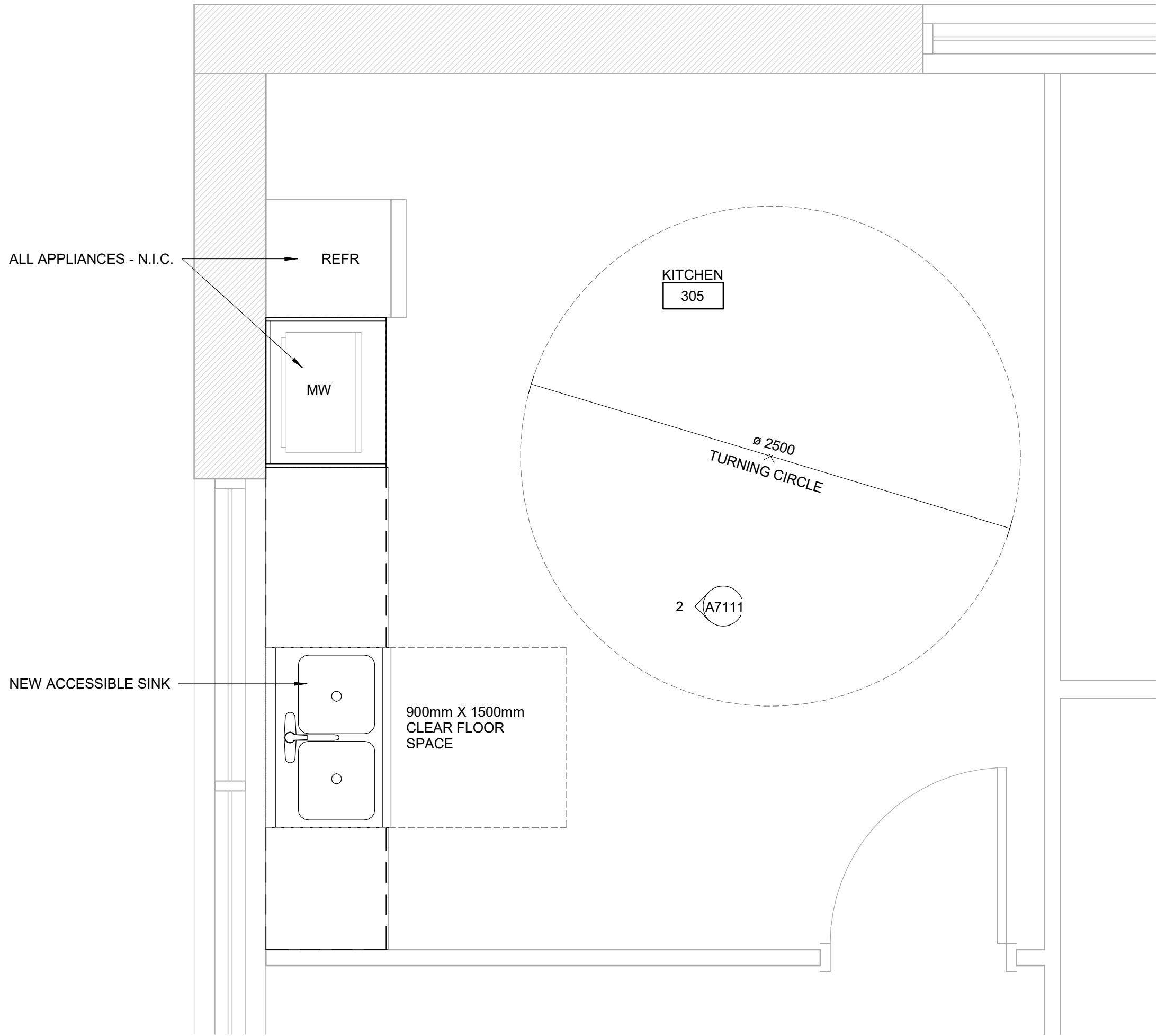
PROJECT TITLE
CITY OF TORONTO
ACCESSIBILITY UPGRADES

PROJECT ADDRESS
Fire Station 112 & EMS
Station 16
5700 Bathurst St

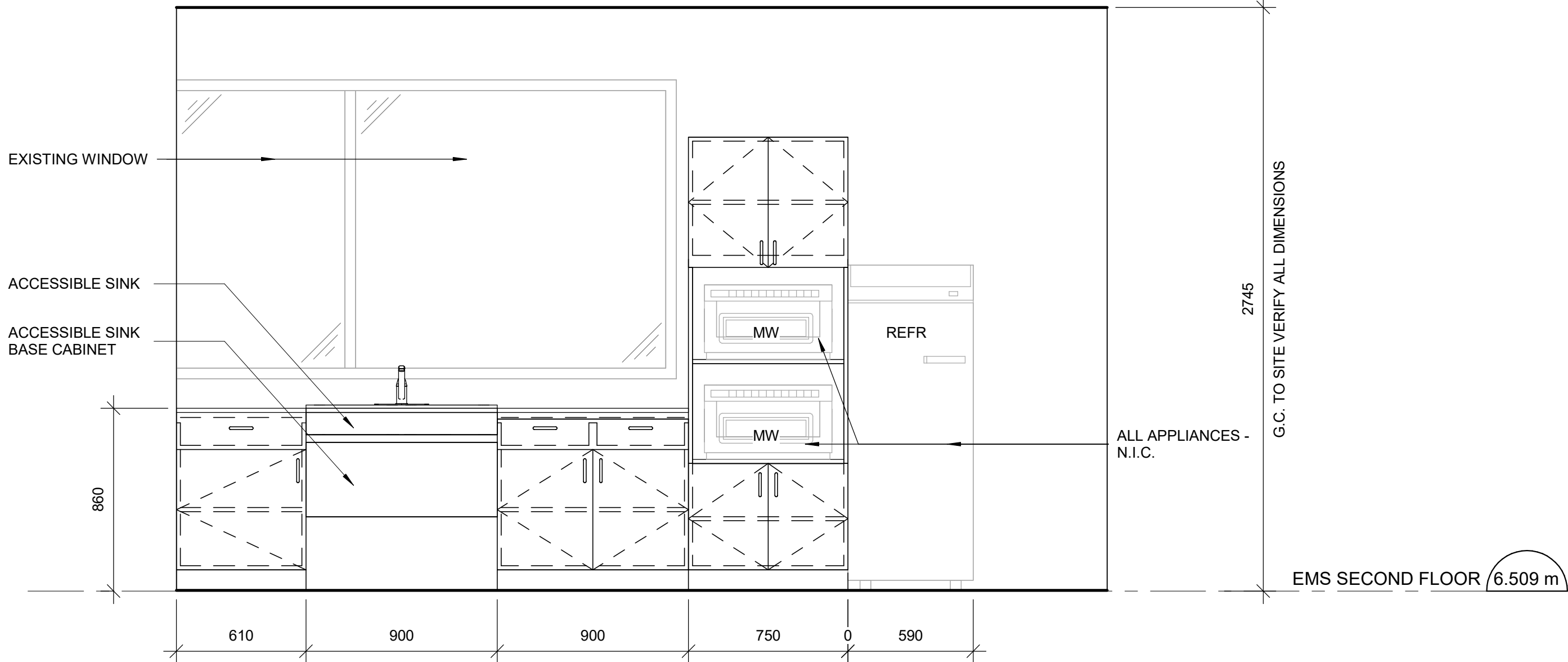
PROJECT NO:
9119- 19- 0162 / IBI 122260
DRAWN BY:
A. KVASNIUK
CHECKED BY:
L. BANDIERA
PROJECT MGR:
F. BOLOURIAN
APPROVED BY:
E. FENUTA

SHEET TITLE
BUILDING ELEVATIONS

SHEET NUMBER
G08-265-A6011
ISSUE
0



1 EMS SECOND FLOOR KITCHENETTE PLAN
A7111 Scale: 1 : 20



2 EMS SECOND FLOOR KITCHENETTE - ELEVATION 1
A7111 Scale: 1 : 20

KITCHEN GENERAL NOTES	
NO	DESCRIPTION
1	REFER TO 1/D1301, 2/D1301 & 5/D1302 FOR ACCESSIBLE SINK DETAILS AND MOUNTING HEIGHT.
2	REFER TO 1/D1301, 2/D1301 & 2/D1302 FOR DETAILS OF CABINETRY WITH DRAWERS.
3	REFER TO 1/D1301, 2/D1301, 1/D1302 & 4/D1302 FOR DETAILS WITH MICROWAVE AND DISHWASHER.
4	REFER TO 8/D1302 FOR TYP. BUILT-UP NOSING DOOR COUNTER TOP DETAILS.

CLIENT
CITY OF TORONTO

Corporate Real Estate Management
Project Management Office
Metro Hall Toronto, ON
MSV 3C6

COPYRIGHT
This drawing has been prepared solely for the intended use. Thus any reproduction or distribution for any purpose other than authorized by IBI Group is forbidden. Written dimensions shall have precedence over scaled dimensions. Contractors shall verify and be responsible for all dimensions and conditions on the job, and IBI Group shall be informed of any variations from the dimensions and conditions shown on the drawing. Shop drawings shall be submitted to IBI Group for general conformance before proceeding with fabrication.

IBI Group Professional Services (Canada) Inc.
is a member of the IBI Group of companies

ISSUES		
No.	DESCRIPTION	DATE
0	ISSUED FOR CONSTRUCTION	2021-10-19

CONSULTANTS

SEAL



PRIME CONSULTANT



PROJECT TITLE
**CITY OF TORONTO
ACCESSIBILITY UPGRADES**

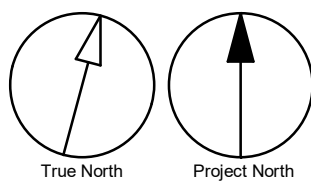
PROJECT ADDRESS
**Fire Station 112 & EMS
Station 16
5700 Bathurst St**

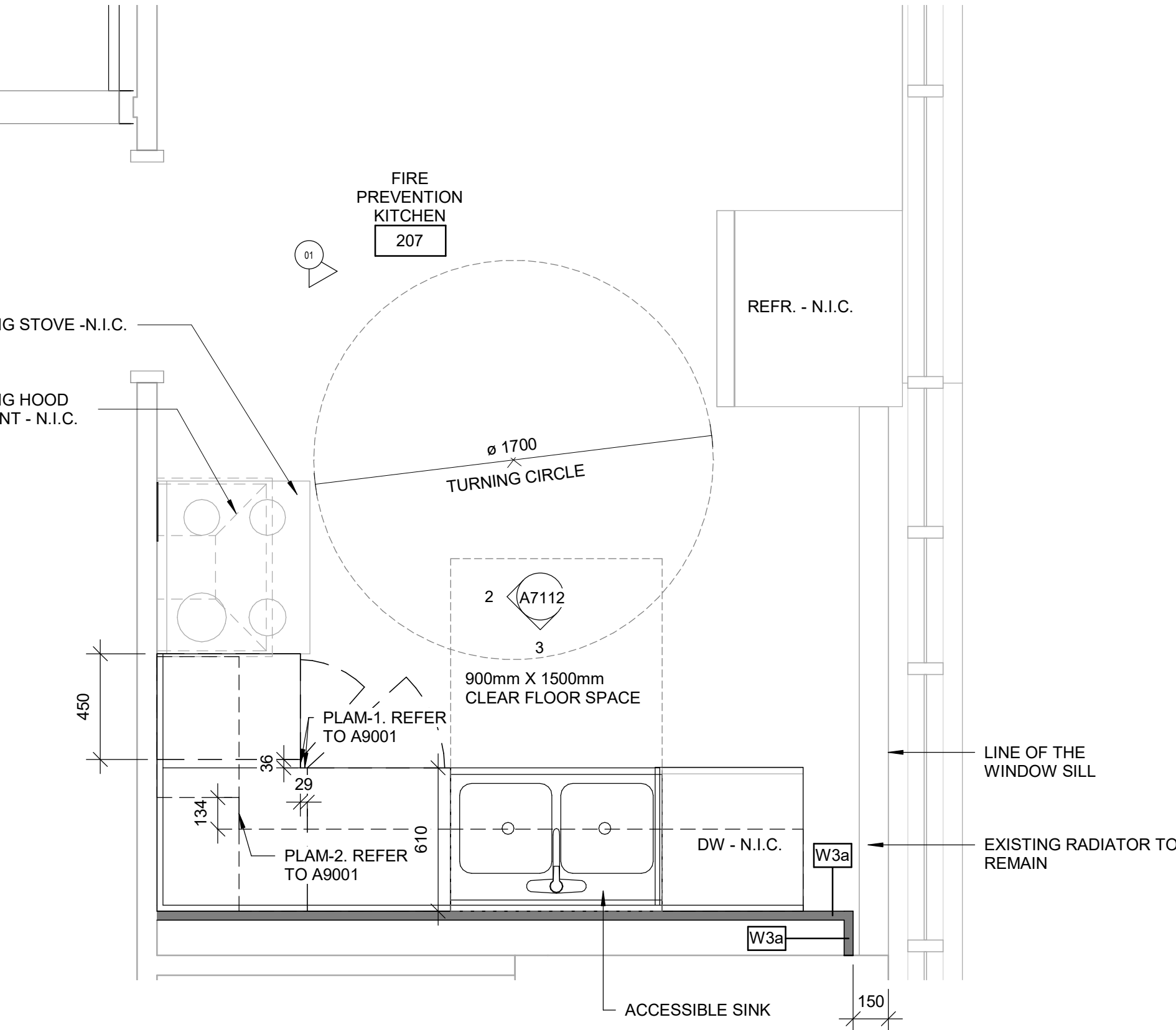
PROJECT NO:
9119- 19- 0162 / IBI 122260

DRAWN BY: A. KVASNIUK	CHECKED BY: L. BANDIERA
PROJECT MGR: F. BOLOURIAN	APPROVED BY: E. FENUTA

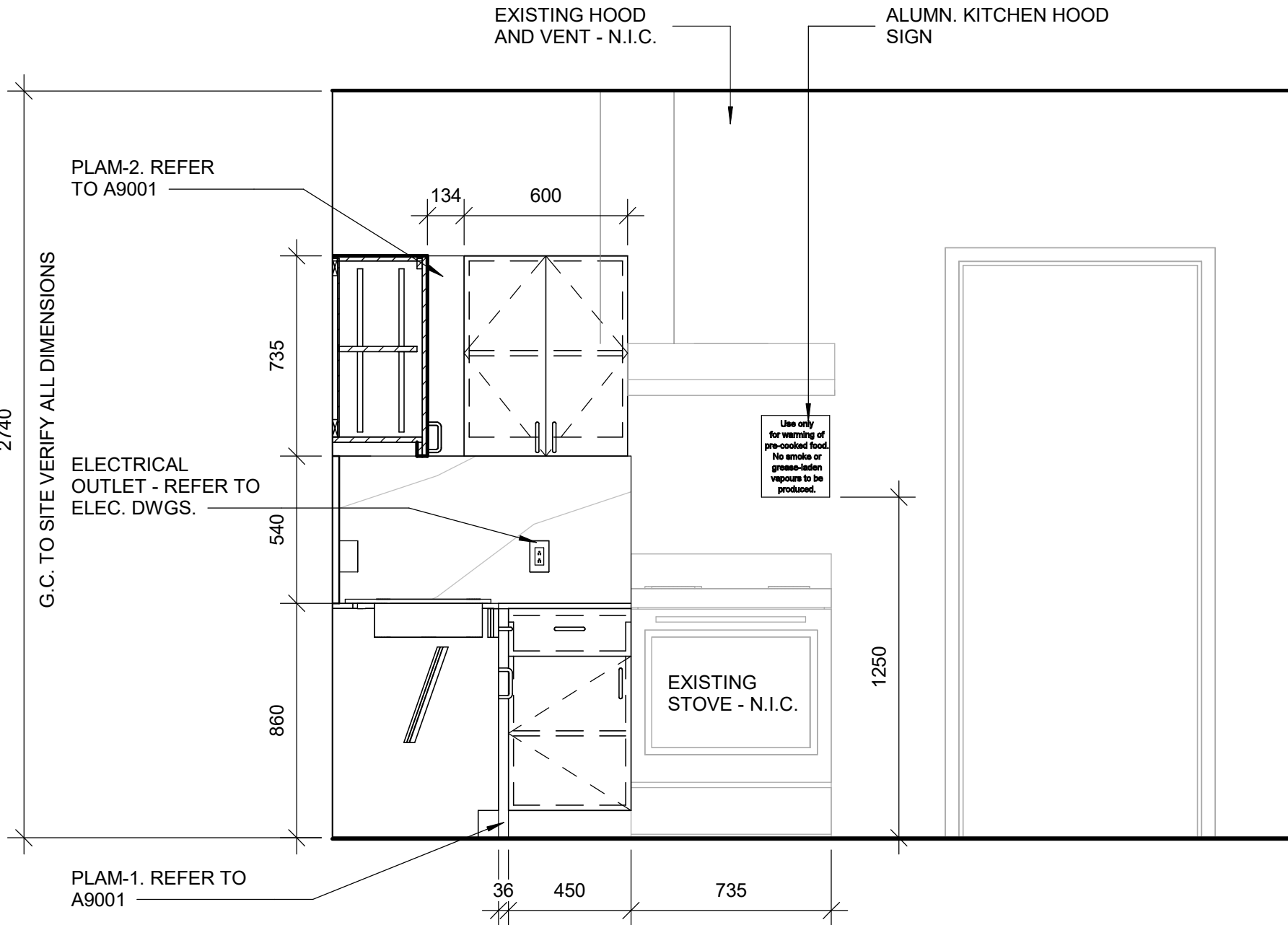
SHEET TITLE
**EMS SECOND FLOOR
KITCHENETTE PLAN AND
ELEVATIONS**

SHEET NUMBER	ISSUE
G08-265-A7111	0

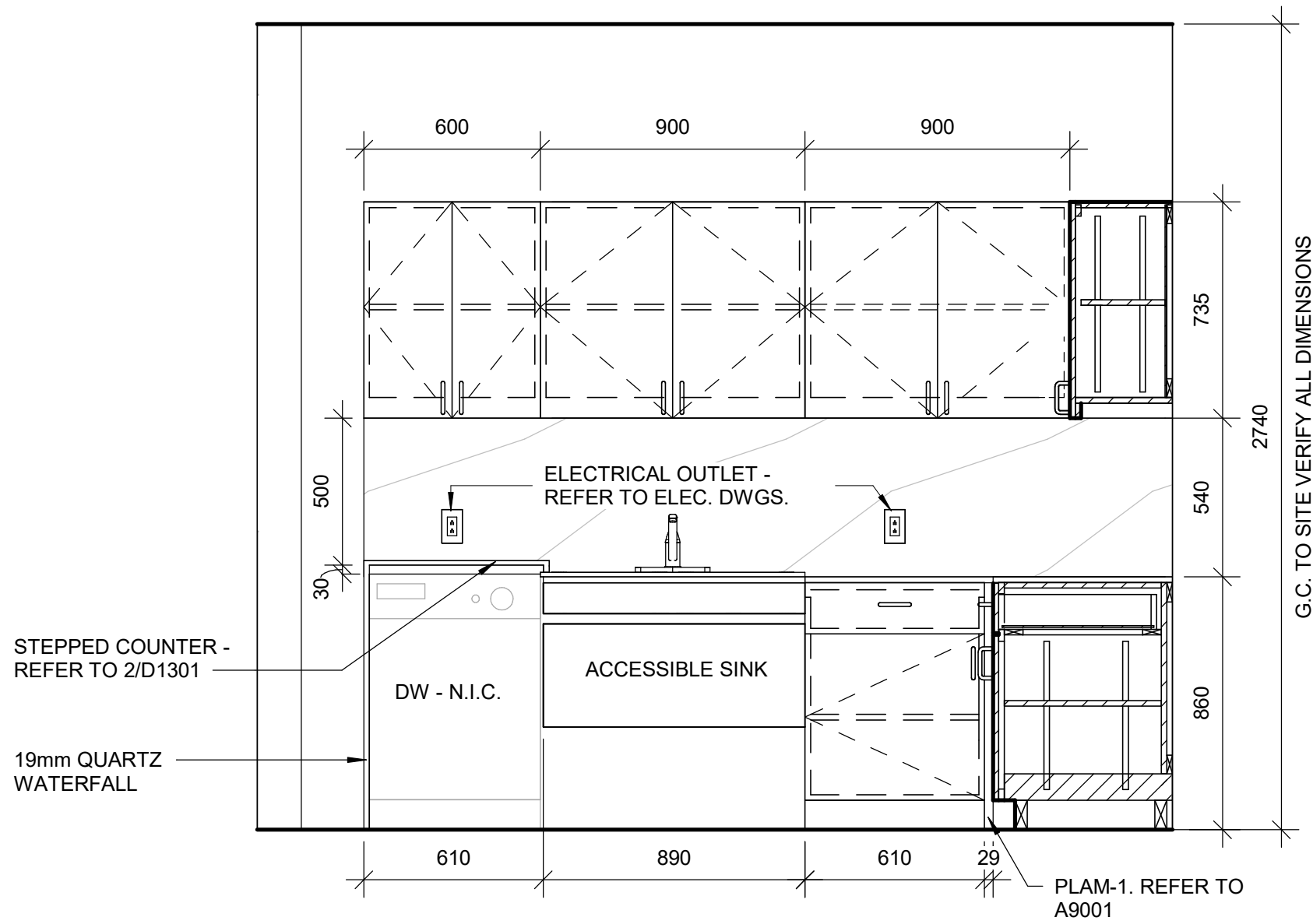




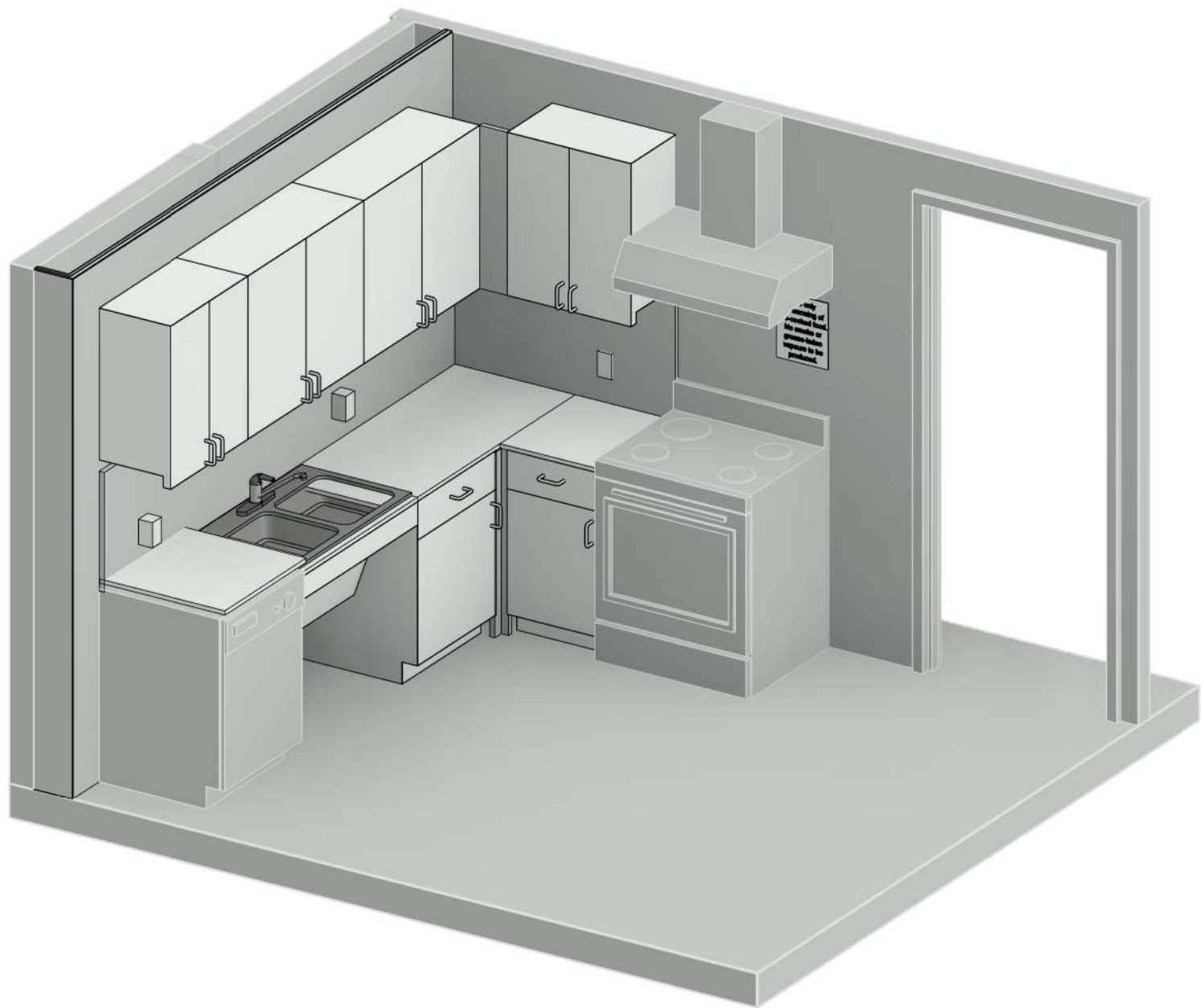
1 SECOND FLOOR KITCHEN PLAN
A7112 Scale: 1 : 20



2 ELEVATION / SECTION
A7112 Scale: 1 : 20



3 ELEVATION 3
A7112 Scale: 1 : 20



4 SECOND FLOOR KITCHEN - AXONOMETRIC
A7112 Scale: NTS



PHOTO 01 - EXISTING SECOND FLOOR KITCHEN

KITCHEN GENERAL NOTES

NO	DESCRIPTION
1	REFER TO 1/D1301, 2/D1301 & 5/D1302 FOR ACCESSIBLE SINK DETAILS AND MOUNTING HEIGHT.
2	REFER TO 1/D1301, 2/D1301& 2/D1302 FOR DETAILS OF CABINETRY WITH DRAWERS.
3	REFER TO 1/D1301, 2/D1301, 1/D1302 & 4/D1302 FOR DETAILS WITH MICROWAVE AND DISHWASHER.
4	REFER TO 8/D1302 FOR TYP. BUILT-UP NOSING DOOR COUNTER TOP DETAILS.
5	REFER TO 3/D1303 FOR KITCHEN HOOD SIGN DETAILS.

CLIENT
CITY OF TORONTO
Corporate Real Estate Management
Project Management Office
Metro Hall Toronto, ON
MSV 3C6

COPYRIGHT
This drawing has been prepared solely for the intended use. No reproduction or distribution for any purpose other than authorized by IBI Group is forbidden. Written dimensions shall have precedence over scaled dimensions. Contractors shall verify and be responsible for all dimensions and conditions on the job, and IBI Group shall be informed of any variations from the dimensions and conditions shown on the drawing. Shop drawings shall be submitted to IBI Group for general conformance before proceeding with fabrication.

IBI Group Professional Services (Canada) Inc.
is a member of the IBI Group of companies

ISSUES		
No.	DESCRIPTION	DATE
0	ISSUED FOR CONSTRUCTION	2021-10-19

CONSULTANTS

SEAL



PRIME CONSULTANT



PROJECT TITLE
**CITY OF TORONTO
ACCESSIBILITY UPGRADES**

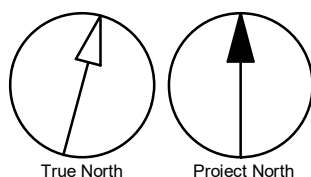
PROJECT ADDRESS
**Fire Station 112 & EMS
Station 16
5700 Bathurst St**

PROJECT NO:
9119- 19- 0162 / IBI 122260

DRAWN BY: A. KVASNIUK	CHECKED BY: L. BANDIERA
PROJECT MGR: F. BOLOURIAN	APPROVED BY: E. FENUTA

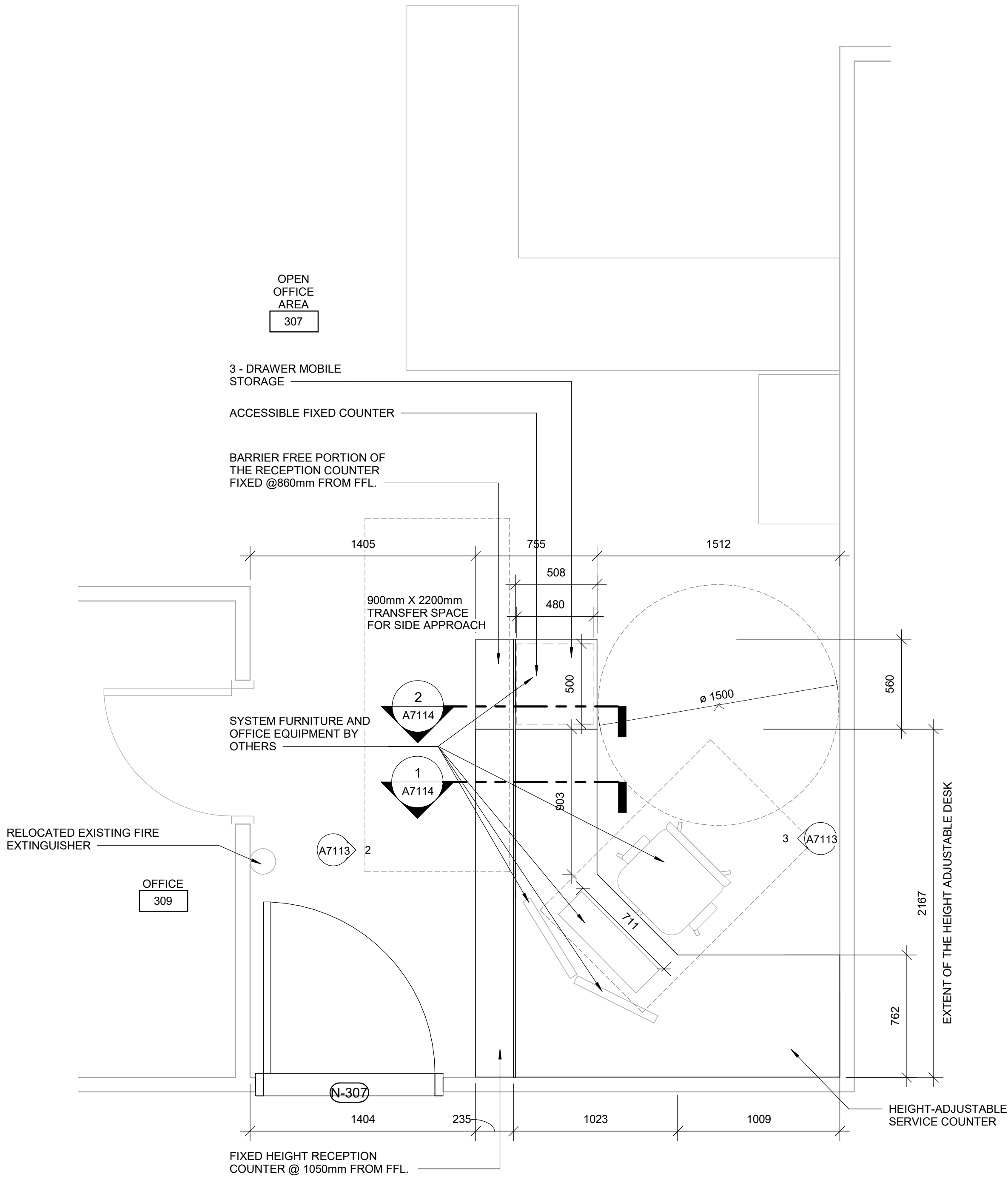
SHEET TITLE
**SECOND FLOOR
KITCHEN PLAN AND
ELEVATIONS**

SHEET NUMBER G08-265-A7112	ISSUE 0
--------------------------------------	-------------------

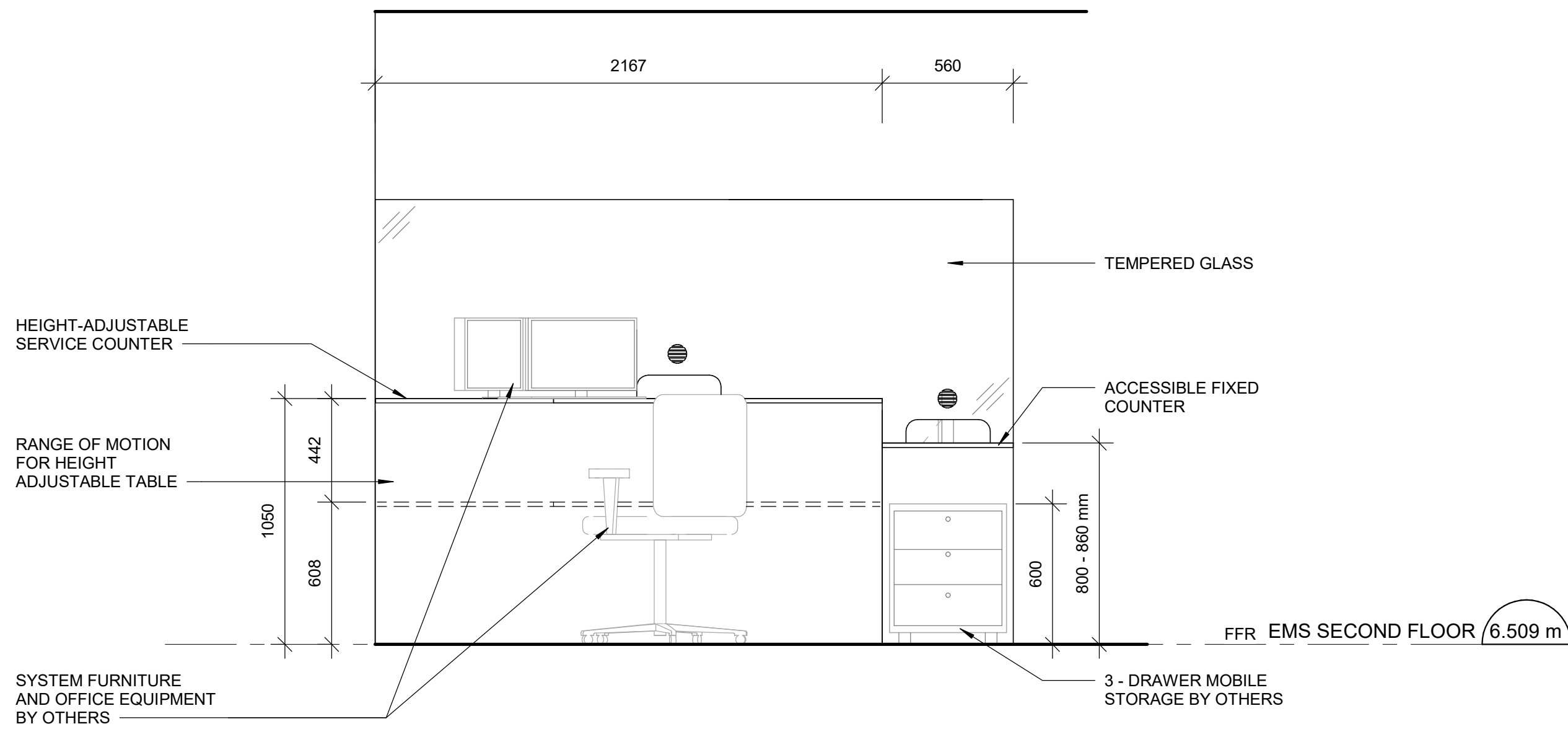


2021-10-19 5:10:05 PM

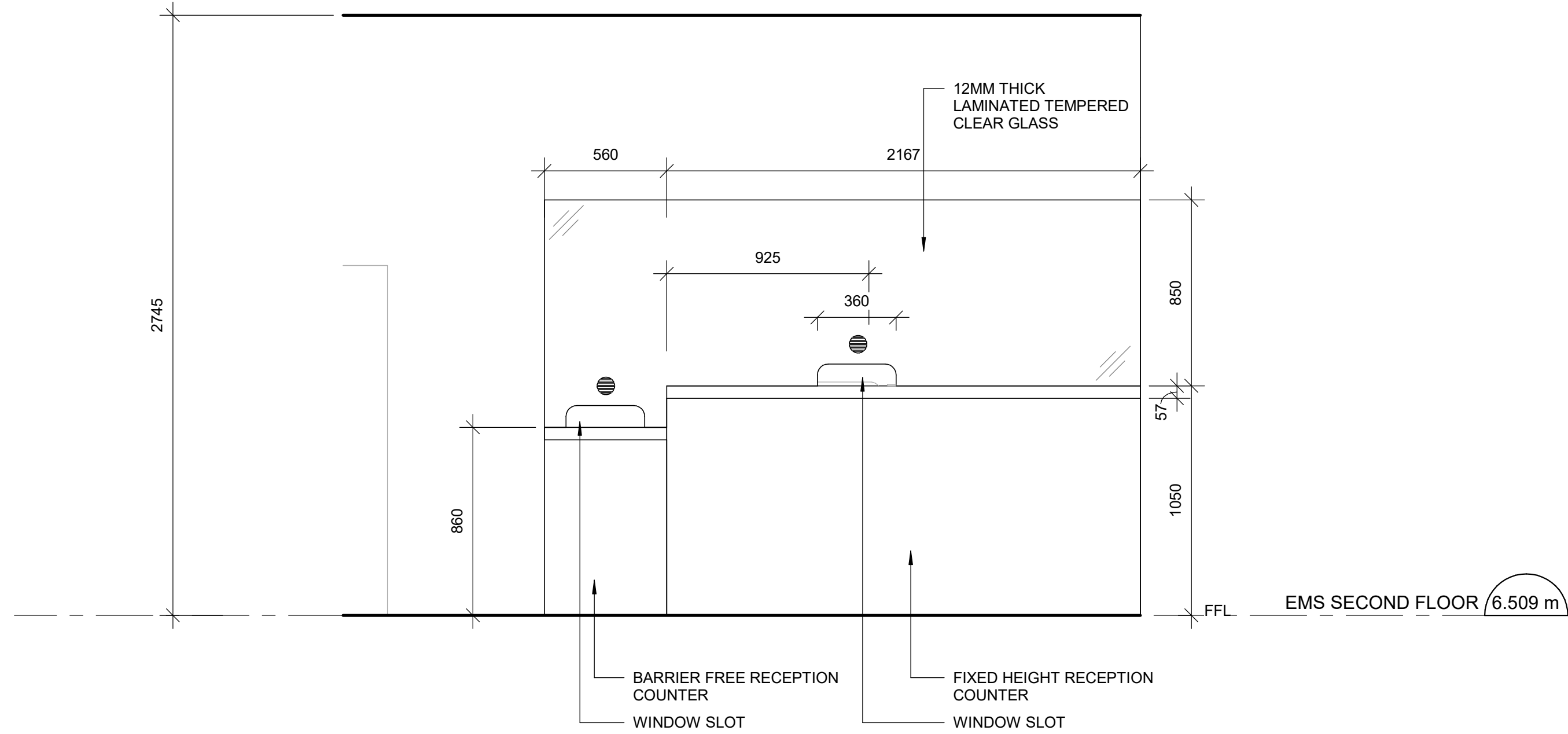
1 EMS SECOND FLOOR - RECEPTION DESK PROPOSED
A7113 Scale: 1 : 20



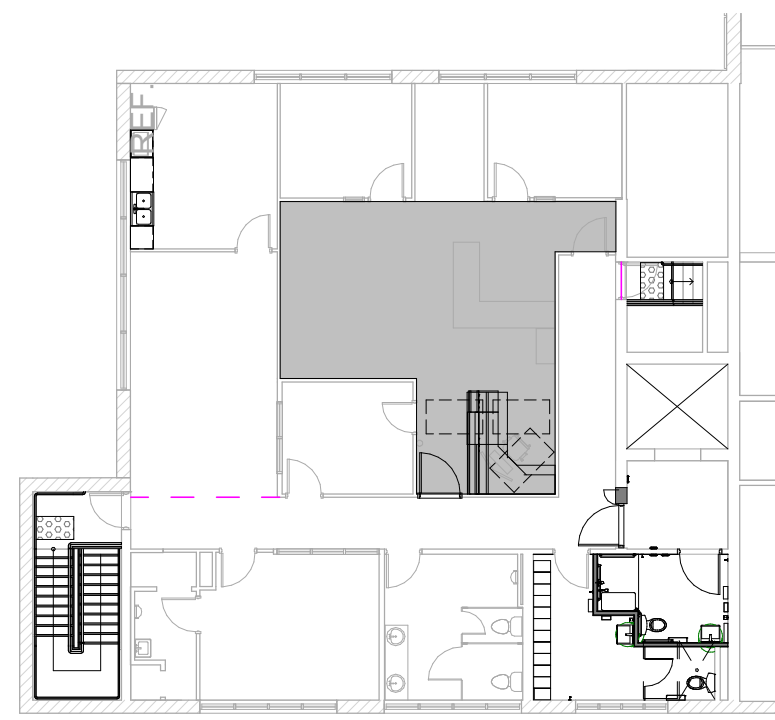
3 RECEPTION DESK - ELEVATION 2
A7113 Scale: 1 : 20



2 RECEPTION DESK - ELEVATION 1
A7113 Scale: 1 : 20



4 KEY PLAN -1. ROOMS AFFECTED BY FURNTURE CHANGES
A7113 Scale: 1 : 200



CLIENT
CITY OF TORONTO
Corporate Real Estate Management
Project Management Office
Metro Hall Toronto, ON
MSV 3C6

COPYRIGHT
This drawing has been prepared solely for the intended use, thus any reproduction or distribution for any purpose other than authorized by IBI Group is forbidden. Written dimensions shall have precedence over scaled dimensions. Contractors shall verify and be responsible for all dimensions and conditions on the job, and IBI Group shall be informed of any variations from the dimensions and conditions shown on the drawing. Shop drawings shall be submitted to IBI Group for general conformance before proceeding with fabrication.

IBI Group Professional Services (Canada) Inc.
is a member of the IBI Group of companies

ISSUES		
No.	DESCRIPTION	DATE
0	ISSUED FOR CONSTRUCTION	2021-10-19

CONSULTANTS

SEAL



PRIME CONSULTANT



PROJECT TITLE
**CITY OF TORONTO
ACCESSIBILITY UPGRADES**

PROJECT ADDRESS
**Fire Station 112 & EMS
Station 16
5700 Bathurst St**

PROJECT NO:
9119- 19- 0162 / IBI 122260

DRAWN BY:

A. KVASNIUK

CHECKED BY:

L. BANDIERA

PROJECT MGR:

F. BOLOURIAN

APPROVED BY:

E. FENUTA

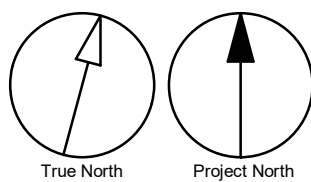
SHEET TITLE
RECEPTION DESK

SHEET NUMBER

G08-265-A7113

ISSUE

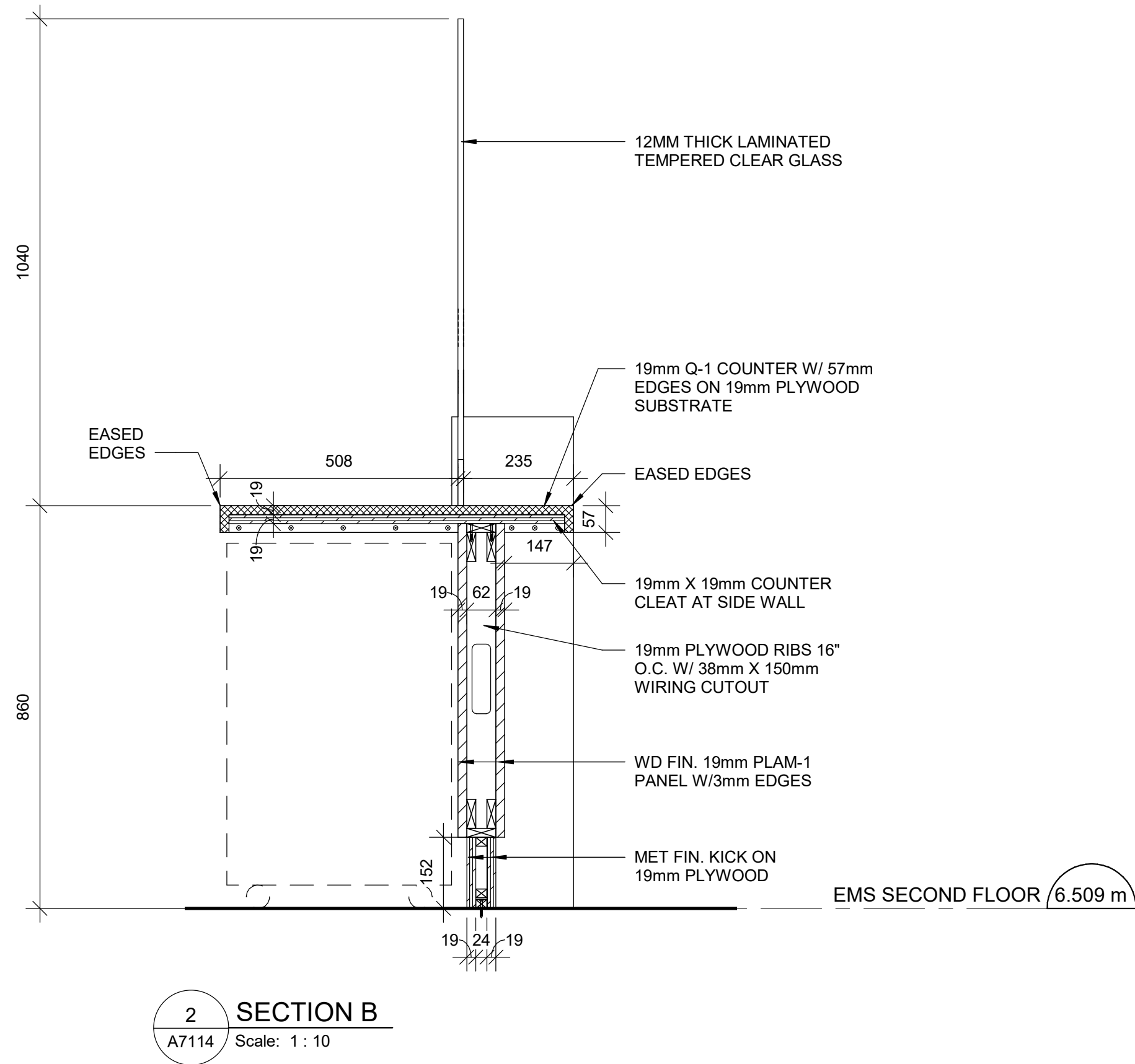
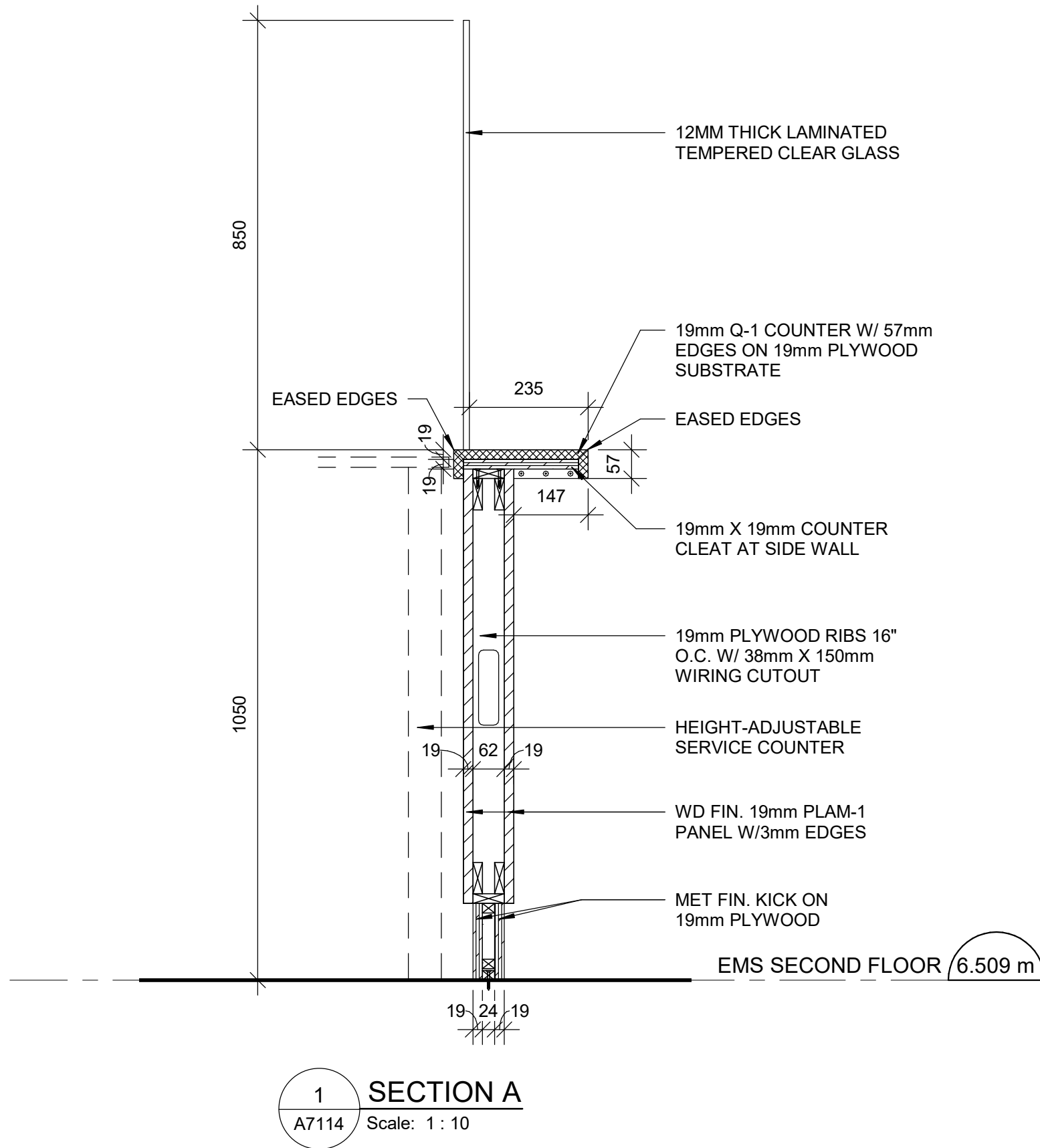
0



C:\Users\shirley.wong\Documents\REVIT\2020\122260\TAU\6-265-5708\BTHRST-A-R20_shirley.wong\BYP-IR.rvt

10mm

SCALE CHECK
1 : m



CLIENT
CITY OF TORONTO

Corporate Real Estate Management
Project Management Office
Metro Hall Toronto, ON
MSV 3C6

COPYRIGHT
This drawing has been prepared solely for the intended use. Thus any reproduction or distribution for any purpose other than authorized by IBI Group is forbidden. Written dimensions shall have precedence over scaled dimensions. Contractors shall verify and be responsible for all dimensions and conditions on the job, and IBI Group shall be informed of any variations from the dimensions and conditions shown on the drawing. Shop drawings shall be submitted to IBI Group for general conformance before proceeding with fabrication.

IBI Group Professional Services (Canada) Inc.
is a member of the IBI Group of companies

ISSUES		
No.	DESCRIPTION	DATE
0	ISSUED FOR CONSTRUCTION	2021-10-19

CONSULTANTS

SEAL



PRIME CONSULTANT



PROJECT TITLE
**CITY OF TORONTO
ACCESSIBILITY UPGRADES**

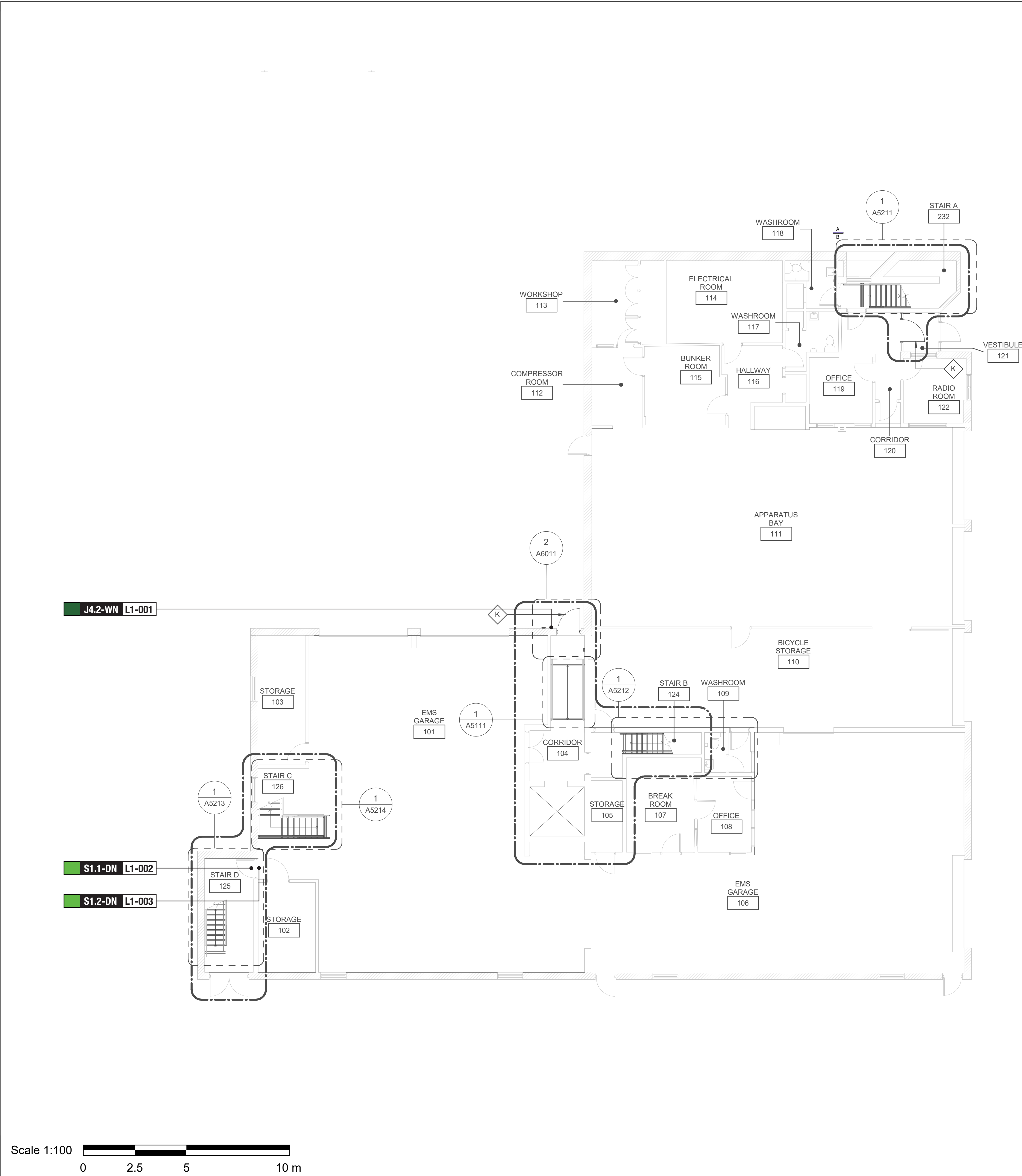
PROJECT ADDRESS
**Fire Station 112 & EMS
Station 16
5700 Bathurst St**

PROJECT NO:
91119- 19- 0162 / IBI 122260

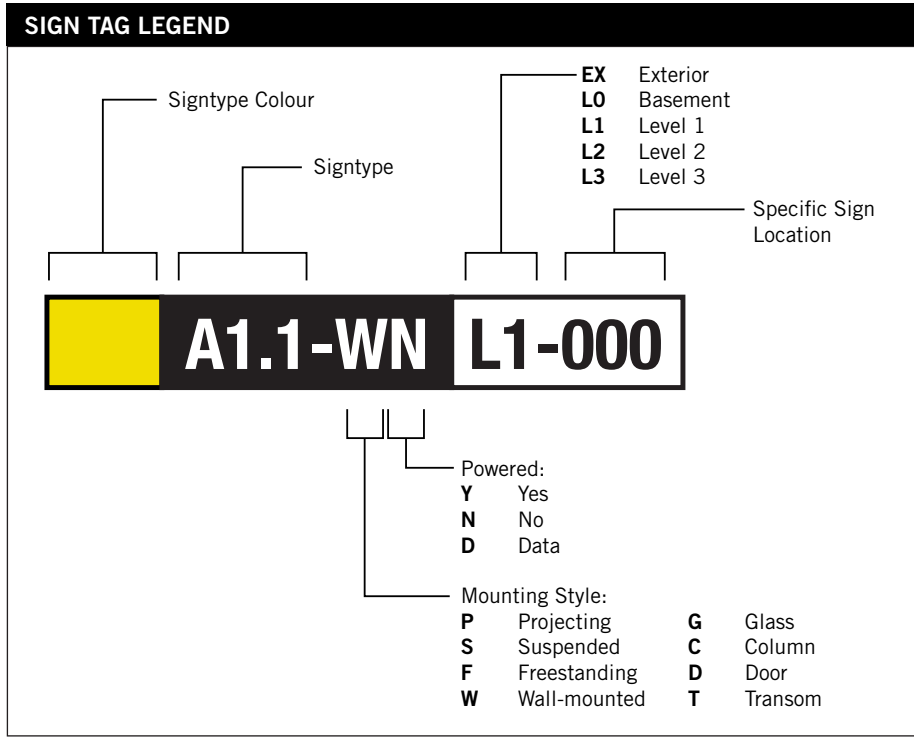
DRAWN BY: A. KVASNIUK	CHECKED BY: L. BANDIERA
PROJECT MGR: F. BOLOURIAN	APPROVED BY: E. FENUTA

SHEET TITLE
**RECEPTION DESK
SECTIONS**

SHEET NUMBER G08-265-A7114	ISSUE 0
--------------------------------------	-------------------



SIGN TAG LEGEND					
<div><div></div><div>B</div><div>LX-000</div></div>	Directional	<div><div></div><div>H</div><div>LX-000</div></div>	Amenity	<div><div></div><div>S</div><div>LX-000</div></div>	Stair ID
<div><div></div><div>E</div><div>LX-000</div></div>	Room ID	<div><div></div><div>J</div><div>LX-000</div></div>	Entrance		



CLIENT

CITY OF TORONTO

55 John ST.
TORONTO, ON
M5V 3C6

COPYRIGHT
This drawing has been prepared solely for the intended use, thus any reproduction or distribution for any purpose other than authorized by IBI Group is forbidden. Written dimensions shall have precedence over scaled dimensions. Contractors shall verify and be responsible for all dimensions and conditions on the job, and IBI Group shall be informed of any variations from the dimensions and conditions shown on the drawing. Shop drawings shall be submitted to IBI Group for general conformance before proceeding with fabrication.

IBI Group Professional Services (Canada) Inc.
is a member of the IBI Group of companies

ISSUES		
No.	DESCRIPTION	DATE
0	ISSUED FOR CONSTRUCTION	2021-10-19

CONSULTANTS

ENTRO
33 Harbour Square, Suite 202
Toronto, Canada M5J 2G2

SEAL

PRIME CONSULTANT

IBI GROUP
175 Galaxy Blvd, Unit 100
Toronto, ON M9W 0C9, Canada
tel 416 673 1930 fax 416 675 4620
ibi@ibi-group.com

PROJECT TITLE

CITY OF TORONTO
ACCESSIBILITY UPGRADES

PROJECT ADDRESS

Fire Station 112 & EMS
Station 16
5700 Bathurst St

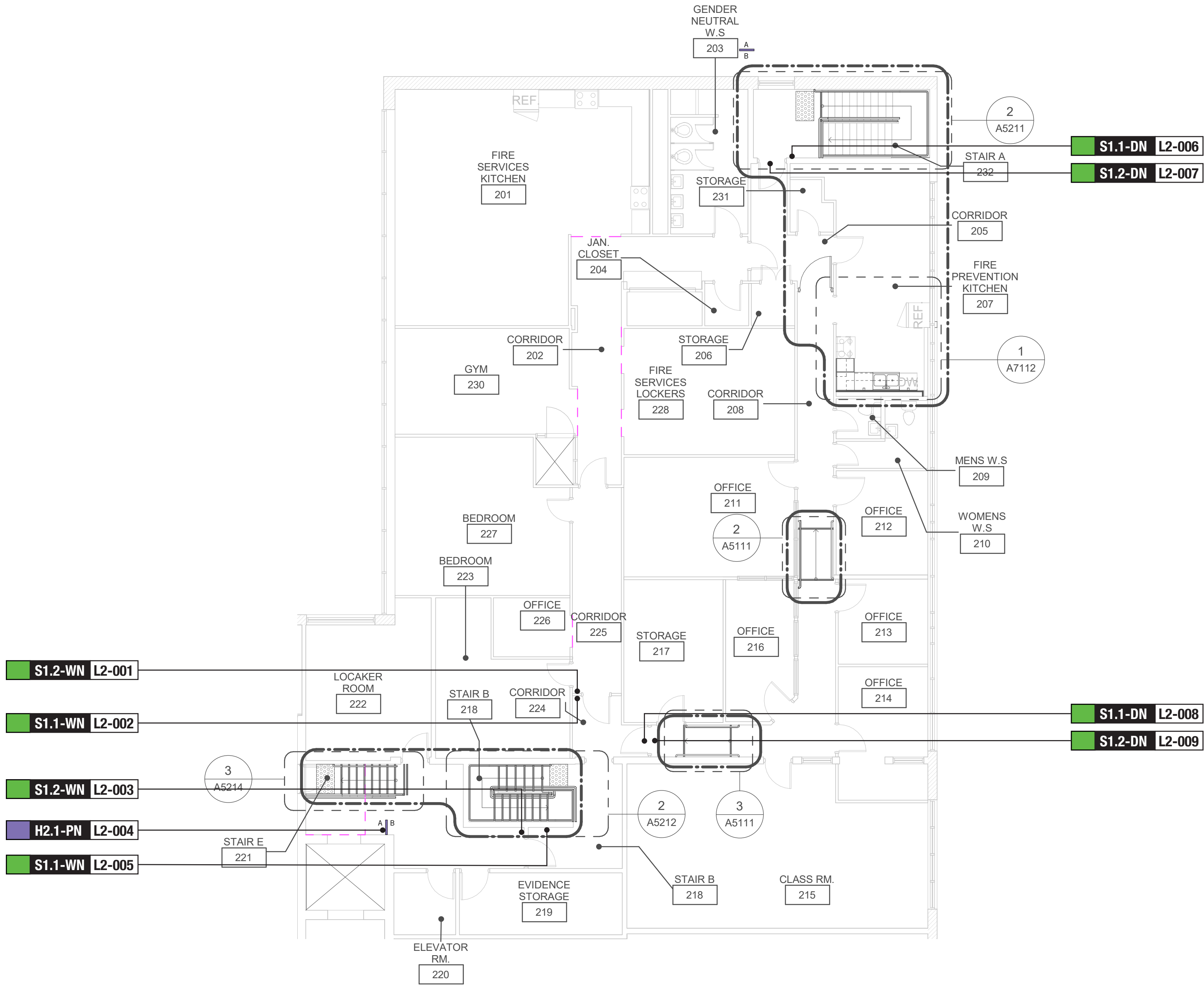

PROJECT NO:
9119 – 19 – 0162 / IBI 122260

DRAWN BY: B. FERNANDEZ	CHECKED BY: C.D. SCHNOBB
PROJECT MGR: R. DALY	APPROVED BY:

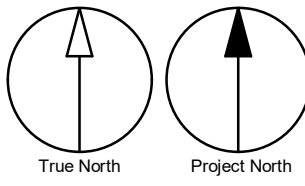
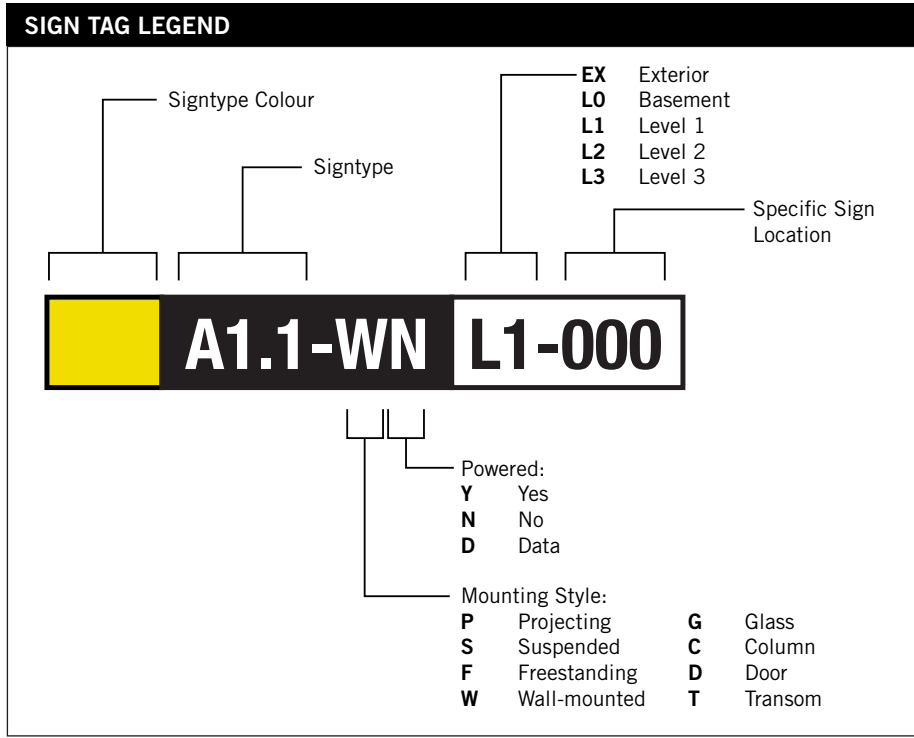
SHEET TITLE

**SIGNAGE & WAYFINDING
DETAILS
FIRST FLOOR
LOCATION PLAN**

SHEET NUMBER G08-265-A8010	ISSUE 0
--------------------------------------	-------------------



SIGN TAG LEGEND					
<div><div></div><div>B</div></div>	<div><div>LX-000</div></div>	Directional	<div><div></div><div>H</div></div>	<div><div>LX-000</div></div>	Amenity
<div><div></div><div>E</div></div>	<div><div>LX-000</div></div>	Room ID	<div><div></div><div>J</div></div>	<div><div>LX-000</div></div>	Entrance
<div><div></div><div>S</div></div>	<div><div>LX-000</div></div>	Stair ID			



CLIENT
CITY OF TORONTO
55 John ST.
TORONTO, ON
M5V 3C6

COPYRIGHT
This drawing has been prepared solely for the intended use, thus any reproduction or distribution for any purpose other than authorized by IBI Group is forbidden. Written dimensions shall have precedence over scaled dimensions. Contractors shall verify and be responsible for all dimensions and conditions on the job, and IBI Group shall be informed of any variations from the dimensions and conditions shown on the drawing. Shop drawings shall be submitted to IBI Group for general conformance before proceeding with fabrication.
IBI Group Professional Services (Canada) Inc.
is a member of the IBI Group of companies

ISSUES		
No.	DESCRIPTION	DATE
0	ISSUED FOR CONSTRUCTION	2021-10-19

CONSULTANTS
ENTRO
33 Harbour Square, Suite 202
Toronto, Canada M5J 2G2

SEAL

PRIME CONSULTANT
IBI GROUP
175 Galaxy Blvd, Unit 100
Toronto, ON M9W 0C9, Canada
tel 416 675 1830 fax 416 675 4620
ibi@ibi-group.com

PROJECT TITLE
**CITY OF TORONTO
ACCESSIBILITY UPGRADES**

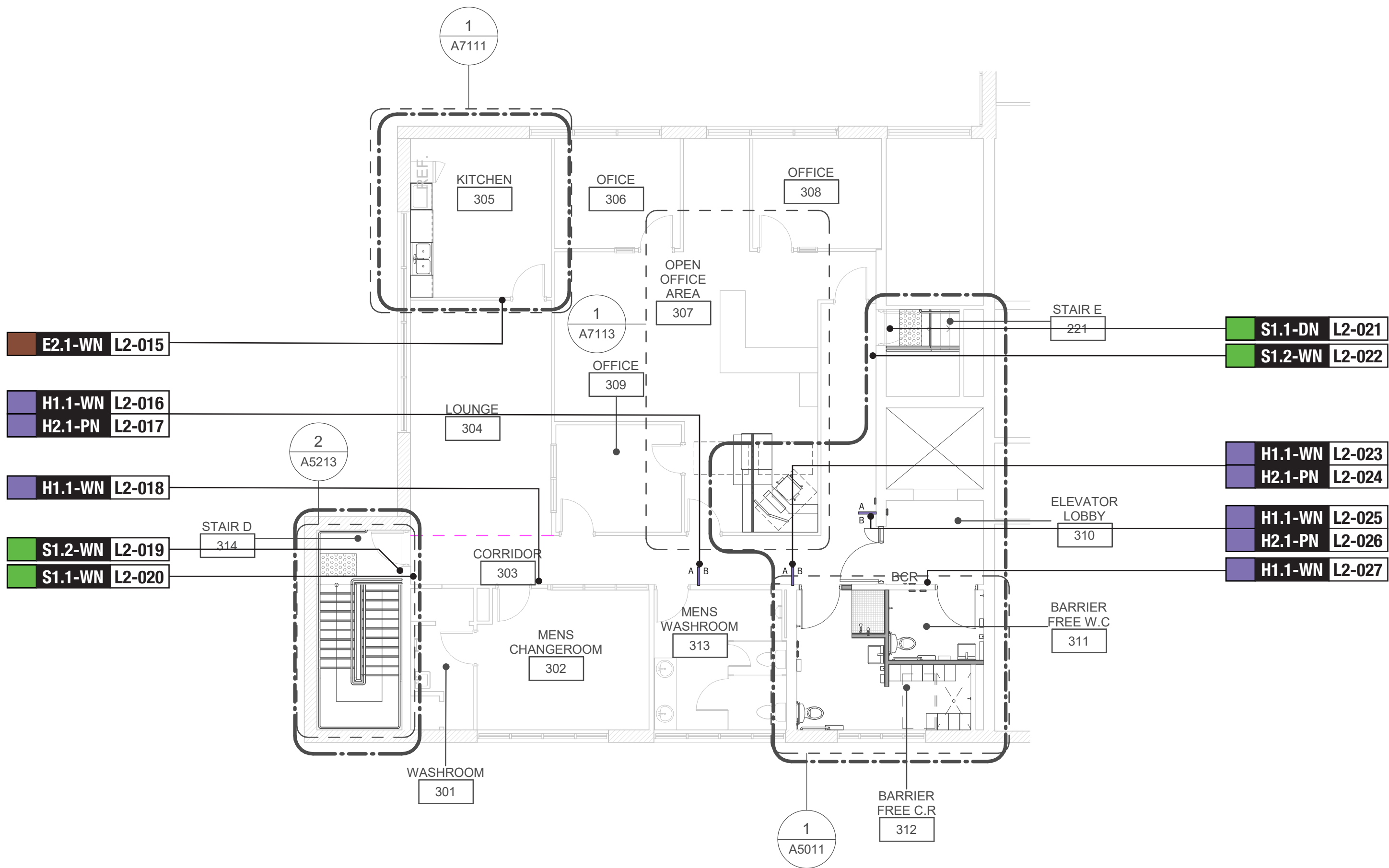

PROJECT ADDRESS
**Fire Station 112 & EMS
Station 16
5700 Bathurst St**

PROJECT NO:
9119 – 19 – 0162 / IBI 122260

DRAWN BY: B. FERNANDEZ	CHECKED BY: C.D. SCHNOBB
PROJECT MGR: R. DALY	APPROVED BY:

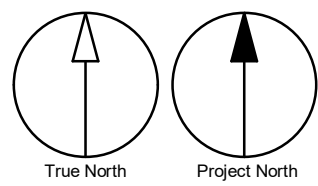
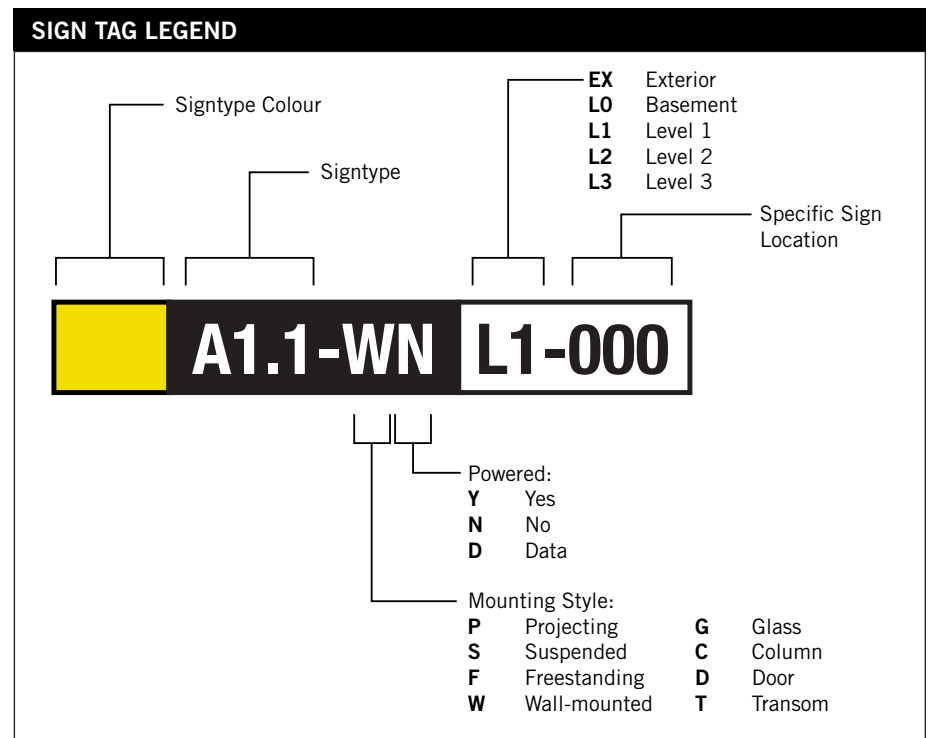
SHEET TITLE
**SIGNAGE & WAYFINDING
DETAILS
SECOND FLOOR
LOCATION PLAN**

SHEET NUMBER G08-265-A8020	ISSUE 0
--------------------------------------	-------------------



SIGN TAG LEGEND

B LX-000 Directional	H LX-000 Amenity	S LX-000 Stair ID
E LX-000 Room ID	J LX-000 Entrance	



CLIENT

CITY OF TORONTO

Toronto

55 John ST.
TORONTO, ON
M5V 3C6

COPYRIGHT

This drawing has been prepared solely for the intended use, thus any reproduction or distribution for any purpose other than authorized by IBI Group is forbidden. Written dimensions shall have precedence over scaled dimensions. Contractors shall verify and be responsible for all dimensions and conditions on the job, and IBI Group shall be informed of any variations from the dimensions and conditions shown on the drawing. Shop drawings shall be submitted to IBI Group for general conformance before proceeding with fabrication.

IBI Group Professional Services (Canada) Inc.
is a member of the IBI Group of companies

ISSUES		
No.	DESCRIPTION	DATE
0	ISSUED FOR CONSTRUCTION	2021-10-19

CONSULTANTS

ENTRO
33 Harbour Square, Suite 202
Toronto, Canada M5J 2G2

SEAL

PRIME CONSULTANT

IBI GROUP
175 Galloway Blvd., Unit 100
Toronto, ON M9W 0C9, Canada
tel 416 675 1930 fax 416 675 4620
ibigroup.com

PROJECT TITLE

**CITY OF TORONTO
ACCESSIBILITY UPGRADES**

PROJECT ADDRESS

**Fire Station 112 & EMS
Station 16
5700 Bathurst St**

PROJECT NO:
9119 - 19 - 0162 / IBI 122260

DRAWN BY: B. FERNANDEZ	CHECKED BY: C.D. SCHNOBB
PROJECT MGR: R. DALY	APPROVED BY:

SHEET TITLE

**SIGNAGE & WAYFINDING
DETAILS
EMS SECOND FLOOR
LOCATION PLAN**

SHEET NUMBER	ISSUE
G08-265-A8031	0

SIGN CODE	LEVEL	LOC #	SIGN TYPE DESCRIPTION	SIDE A		SIDE B	
				MESSAGE (English)		MESSAGE (English)	
J4.2	L1	001	Accessible Entrance ID - Exterior	[accessible picto]		Entrance	
S1.1	L1	002	Stair ID - Inside Stairwell	Floor L1		Braille	
				Stairwell D		125	
				Braille			
S1.2	L1	003	Stair ID - Corridor Side	[stairs up on the lowest level picto]		Floor L1	
				Braille		Stairwell D	
				125		Braille	

SIGN TYPE	SIGN TYPE DESCRIPTION	COUNT
B1.1	Directional	0
E2.1	Room ID	1
E2.2	Line Room ID	0
H1.1	Amenity ID	5
H2.1	Projecting Amenity ID	4
J4.2	Accessible Entrance ID - Exterior	1
S1.1	Stair ID - Inside Stairwell	7
S1.2	Stair ID - Corridor Side	7
S1.3	Stair ID - Roof Exit, Inside Stairwell	0
S1.4	Stair ID - Exterior Door	0
Total		25

55 John ST.
TORONTO, ON
M5V 3C6

COPYRIGHT

This drawing has been prepared solely for the intended use, thus any reproduction or distribution for any purpose other than authorized by IBI Group is forbidden. Written dimensions shall have precedence over scaled dimensions. Contractors shall verify and be responsible for all dimensions and conditions on the job, and IBI Group shall be informed of any variations from the dimensions and conditions shown on the drawing. Shop drawings shall be submitted to IBI Group for general conformance before proceeding with fabrication.

IBI Group Professional Services (Canada) Inc.
is a member of the IBI Group of companies

ISSUES

No.	DESCRIPTION	DATE
0	ISSUED FOR CONSTRUCTION	2021-10-19

CONSULTANTS

ENTRO
33 Harbour Square, Suite 202
Toronto, Canada M5J 2G2

SEAL

PRIME CONSULTANT



IBI GROUP
175 Galaxy Blvd, Unit 100
Toronto, ON M9W 0C9, Canada
tel 416 675 1930 fax 416 675 4620
ibigroup.com

PROJECT TITLE

CITY OF TORONTO
ACCESSIBILITY UPGRADES

PROJECT ADDRESS

Fire Station 112 & EMS
Station 16
5700 Bathurst St

PROJECT NO:

9119 – 19 – 0162 / IBI 122260

DRAWN BY:

B. FERNANDEZ

CHECKED BY:

C.D. SCHNOBB

PROJECT MGR:

R. DALY

APPROVED BY:

SHEET TITLE

SIGNAGE & WAYFINDING
DETAILS
MESSAGE SCHEDULE

SHEET NUMBER

G08-265-A8100

ISSUE

0

C:\Users\ana.boyanlian\Desktop\TAU-G31 - 100 QUEEN ST WEST - CITY HALL.rvt


Scale Check

1 of 1

SIGN CODE	LEVEL	LOC #	SIGN TYPE DESCRIPTION	SIDE A	SIDE B
				MESSAGE (English)	MESSAGE (English)
S1.2	L2	001	Stair ID - Corridor Side	[stairs down on the top level picto] Floor L2 Braille Stairwell B 218 Braille	
S1.1	L2	002	Stair ID - Inside Stairwell	Floor L2 Braille Stairwell B 218 Braille	
S1.2	L2	003	Stair ID - Corridor Side	[stairs down on the top level picto] Floor L2 Braille Stairwell B 218 Braille	
H2.1	L2	004	Projecting Amenity ID	[elevator picto] Elevator	[elevator picto] Elevator
S1.1	L2	005	Stair ID - Inside Stairwell	Floor L2 Braille Stairwell B 218 Braille	
S1.1	L2	006	Stair ID - Inside Stairwell	Floor L2 Braille Stairwell A 232 Braille	
S1.2	L2	007	Stair ID - Corridor Side	[stairs down on the top level picto] Floor L2 Braille Stairwell A 232 Braille	
S1.1	L2	008	Stair ID - Inside Stairwell	Floor L2 Braille Stairwell B 218 Braille	
S1.2	L2	009	Stair ID - Corridor Side	[stairs down on the top level picto] Floor L2 Braille Stairwell B 218 Braille	
E2.1	L2	015	Room ID	Kitchen Braille	
H1.1	L2	016	Amenity ID	[accessible men washroom picto] Men Braille	
H2.1	L2	017	Projecting Amenity ID	[accessible men washroom picto] Men	[accessible men washroom picto] Men

CLIENT

CITY OF TORONTO



55 John ST.
TORONTO, ON
M5V 3C6

COPYRIGHT

This drawing has been prepared solely for the intended use, thus any reproduction or distribution for any purpose other than authorized by IBI Group is forbidden. Written dimensions shall have precedence over scaled dimensions. Contractors shall verify and be responsible for all dimensions and conditions on the job, and IBI Group shall be informed of any variations from the dimensions and conditions shown on the drawing. Shop drawings shall be submitted to IBI Group for general conformance before proceeding with fabrication.

IBI Group Professional Services (Canada) Inc.
is a member of the IBI Group of companies

ISSUES


No.	DESCRIPTION	DATE
0	ISSUED FOR CONSTRUCTION	2021-10-19

CONSULTANTS

ENTRO
33 Harbour Square, Suite 202
Toronto, Canada M5J 2G2

SEAL

PRIME CONSULTANT



IBI GROUP
175 Galaxy Blvd, Unit 100
Toronto, ON M9W 0C9, Canada
tel 416 675 1830 fax 416 675 4620
ibigroup.com

PROJECT TITLE

CITY OF TORONTO
ACCESSIBILITY UPGRADES

PROJECT ADDRESS

Fire Station 112 & EMS
Station 16
5700 Bathurst St

PROJECT NO:
9119 – 19 – 0162 / IBI 122260

DRAWN BY:
B. FERNANDEZ

CHECKED BY:
C.D. SCHNOBB

PROJECT MGR:
R. DALY

APPROVED BY:

SHEET TITLE

SIGNAGE & WAYFINDING
DETAILS
MESSAGE SCHEDULE

SHEET NUMBER

G08-265-A8101


ISSUE

0

SIGN CODE	LEVEL	LOC #	SIGN TYPE DESCRIPTION	SIDE A	SIDE B
				MESSAGE (English)	MESSAGE (English)
H1.1	L2	018	Amenity ID	[accessible men's washroom changeroom +shower picto] Men Changeroom Braille	
S1.2	L2	019	Stair ID - Corridor Side	[stairs down on the top level picto] Floor L2 Braille Stairwell D 314 Braille	
S1.1	L2	020	Stair ID - Inside Stairwell	Floor L2 Braille Stairwell D 314 Braille	
S1.1	L2	021	Stair ID - Inside Stairwell	[stairs down on the top level picto] Floor L2 Braille Stairwell E 221 Braille	
S1.2	L2	022	Stair ID - Corridor Side	Floor L2 Braille Stairwell E 221 Braille	
H1.1	L2	023	Amenity ID	[accessible changeroom + shower picto] Changeroom Braille	
H2.1	L2	024	Projecting Amenity ID	[accessible changeroom + shower picto] Changeroom	[accessible changeroom + shower picto] Changeroom
H1.1	L2	025	Amenity ID	[accessible universal washroom picto] Washroom Braille	
H2.1	L2	026	Projecting Amenity ID	[elevator picto] Elevator	[elevator picto] Elevator
H1.1	L2	027	Amenity ID	[accessible universal washroom picto] Washroom Braille	

CLIENT

CITY OF TORONTO



55 John ST.
TORONTO, ON
M5V 3C6

COPYRIGHT

This drawing has been prepared solely for the intended use, thus any reproduction or distribution for any purpose other than authorized by IBI Group is forbidden. Written dimensions shall have precedence over scaled dimensions. Contractors shall verify and be responsible for all dimensions and conditions on the job, and IBI Group shall be informed of any variations from the dimensions and conditions shown on the drawing. Shop drawings shall be submitted to IBI Group for general conformance before proceeding with fabrication.

IBI Group Professional Services (Canada) Inc.
is a member of the IBI Group of companies

ISSUES


No.	DESCRIPTION	DATE
00	ISSUED FOR CONSTRUCTION	2021-04-19 2021-10-19

CONSULTANTS

ENTRO
33 Harbour Square, Suite 202
Toronto, Canada M5J 2G2

SEAL

PRIME CONSULTANT



IBI GROUP
175 Galaxy Blvd, Unit 100
Toronto, ON M9W 0C9, Canada
tel 416 675 1830 fax 416 675 4620
ibigroup.com

PROJECT TITLE

CITY OF TORONTO
ACCESSIBILITY UPGRADES

PROJECT ADDRESS

Fire Station 112 & EMS
Station 16
5700 Bathurst St

PROJECT NO:

9119 – 19 – 0162 / IBI 122260

DRAWN BY:

B. FERNANDEZ

CHECKED BY:

C.D. SCHNOBB

PROJECT MGR:

R. DALY

APPROVED BY:

SHEET TITLE

SIGNAGE & WAYFINDING
DETAILS
MESSAGE SCHEDULE

SHEET NUMBER

G08-265-A8102

ISSUE

0

C:\Users\ana.boyanina\Desktop\TAU-G31- 100 QUEEN ST WEST - CITY HALL.rvt

1 of 1

SCALE CHECK

ROOM FINISH SCHEDULE																
ROOM NUMBER	ROOM NAME	FLOOR		BASE		NORTH		EAST		SOUTH		WEST		CEILING		
		MAT.	FIN.	MAT.	FIN.	MAT.	FIN.	MAT.	FIN.	MAT.	FIN.	MAT.	FIN.	MAT.	FIN.	HEIGHT
SECOND FLOOR																
207	FIRE PREVENTION KITCHEN	EXIST	EXIST, MAT-1	EXIST	EXIST, PFT-3	EXIST	EXIST	EXIST	EXIST	GWB	PT-3, Q-1, PLAM-1	EXIST	PT-3, Q-1, PLAM-1, PLAM-2	EXIST	EXIST	2740
EMS SECOND FLOOR																
305	KITCHEN	EXIST	EXIST, MAT-1	EXIST	EXIST, PT-3	EXIST	EXIST	EXIST	EXIST	EXIST	EXIST	EXIST	PT-3	EXIST	EXIST	2745
310	ELEVATOR LOBBY	EXIST	EXIST	EXIST	EXIST, PT-3	EXIST	PT-3	EXIST	PT-3	EXIST	PT-3	EXIST, CONC. BLOCK	PT-3	EXIST	EXIST	N/A
311	BARRIER FREE W.C	EXIST, CONC	PFT-1	EXIST, GWB	CWT-4	EXIST	CWT-1, CWT-3, CWT-4	EXIST	CWT-1, CWT-3, CWT-4	GWB	CWT-1, CWT-3, CWT-4	GWB	CWT-1, CWT-3, CWT-4	GWB	PT-2	2600
312	BARRIER FREE C.R	EXIST, CONC	PFT-1	EXIST, GWB	CWT-4	EXIST, GWB	CWT-1, CWT-3, CWT-4	GWB	CWT-1, CWT-3, CWT-4	EXIST	CWT-1, CWT-3, CWT-4	EXIST	CWT-1, CWT-3, CWT-4	GWB	PT-2	2600

ROOM FINISH KEY SCHEDULE							
ABBRV	MATERIAL	COLOUR	FINISH	SIZE	REF	SUPPLIER	NOTES
CWT-1	CERAMIC WALL TILE	ARCTIC WHITE	MATTE	100mm X 400mm (4"X16")	COLOUR AND DIMENSIONS SERIES	OLYMPIA TILE	
CWT-3	CERAMIC WALL TILE	TAUPE	MATTE	100mm X 400mm (4"X16")	COLOUR AND DIMENSIONS SERIES	OLYMPIA TILE	ACCENT SHOWER TILE
CWT-4	CERAMIC WALL TILE	DARK GREY	MATTE	100mm X 400mm (4"X16")	COLOUR AND DIMENSIONS SERIES	OLYMPIA TILE	ACCENT SHOWER TILE
EWf-1	ENGINEERED WOOD FLOORING	RED OAK	COLORADO COMMERCIAL FINISH	3/8"		MIRAGE	
MAT-1	ANTI FATIGUE MATTING	EC20	SILVER	40"X70"		FORBO	REQUEST NON-BEVELED EDGES
PFT-1	PORCELAIN FLOOR TILE	200	SMOOTH(V)	304.8mm X 609.6mm (12"X24")	CORE COLLECTION TERRA	MOSA TILE	WASHROOM FLOORS
PFT-2	PORCELAIN FLOOR TILE	TAUPE	MATTE	50mm X 50mm (2"X2")	ROC BASIC	STONE TILE	SHOWER FLOOR TILE
PFT-3	PORCELAIN FLOOR TILE	MATCH EXISTING	MATCH EXISTING	MATCH EXISTING	MATCH EXISTING	MATCH EXISTING	GC TO PROVIDE SAMPLE FOR APPROVAL. TILE ENTIRE FLOOR AREA INDUCATED IN DRAWINGS AND IN ROOM FINISH SCHEDULE.
PLAM-1	PLASTIC LAMINATE	ALABASTER D431	N/A	AS SPECIFIED IN DRAWINGS		WILSONART	CABINET MILWORKS LOWERS
PLAM-2	PLASTIC LAMINATE	SEA D90	N/A	AS SPECIFIED IN DRAWINGS		WILSONART NORTH	CABINET MILWORKS UPPERS
PT-1	PAINT	7004 SNOWBOUND	EGGSHELL	N/A		SHERWIN WILLIAMS SW	
PT-2	PAINT	OC-64 PURE WHITE	FLAT	N/A		BENJAMIN MOORE	CEILINGS
PT-3	PAINT	MATCH EXISTING PAINT	TBD	N/A		BENJAMIN MOORE	GC TO PROVIDE SAMPLE ON 12"X12" CARD FOR APPROVAL. PAINT ENTIRE WALL OR CEILING AS SPECIFIED IN ROOM FINISH SCHEDULE.
Q-1	QUARTZ	5151 EMPIRE WHITE	N/A	AS SPECIFIED IN DRAWINGS	SUPERNATURAL COLLECTION	CAESARSTONE	FOR BACKSPLASH AND COUNTERTOPS

DOOR ABBREVIATIONS

*	DENOTES YES
ALUM	ALUMINUM
ANOD	ANODIZED
BFAO	BARRIER-FREE AUTOMATIC OPENER
BFPB	BARRIER-FREE PUSH BUTTON
BFWO	BARRIER-FREE WAVE TO OPEN
CR	CARD READER
EXIST	EXISTING
FBM	FINGER BIOMETRIC
GWB	GYPSTUM WALL BOARD
GWG	GEORGIAN WIRE GLASS
HM	HOLLOW METAL
IHM	INSULATED HOLLOW METAL
ITGL	INSULATED TEMPERED (SAFETY) GLASS
KP	KEY PAD
OBM	OCULAR BIOMETRIC
PF	PRE FINISHED
PLAM	PLASTIC LAMINATE
PT	PAINT
SIM	SIMILAR
SS	STAINLESS STEEL
TGL	TEMPERED GLASS
WD	WOOD

CLIENT

CITY OF TORONTO



Corporate Real Estate Management
Project Management Office
Metro Hall Toronto, ON
MSV 3C6

COPYRIGHT
This drawing has been prepared solely for the intended use. No reproduction or distribution for any purpose other than authorized by IBI Group is forbidden. Written dimensions shall have precedence over scaled dimensions. Contractors shall verify and be responsible for all dimensions and conditions on the job, and IBI Group shall be informed of any variations from the dimensions and conditions shown on the drawing. Shop drawings shall be submitted to IBI Group for general conformance before proceeding with fabrication.

IBI Group Professional Services (Canada) Inc.
is a member of the IBI Group of companies

ISSUES		
No.	DESCRIPTION	DATE
0	ISSUED FOR CONSTRUCTION	2021-10-19

CONSULTANTS

SEAL



PRIME CONSULTANT



IBI GROUP
175 Galaxy Blvd, Unit 100
Toronto, ON M9W 0C9, Canada
tel 416 679 1930 fax 416 675 4620
ibigroup.com

PROJECT TITLE
CITY OF TORONTO
ACCESSIBILITY UPGRADES

PROJECT ADDRESS
Fire Station 112 & EMS
Station 16
5700 Bathurst St

PROJECT NO: 9119- 19- 0162 / IBI 122260	
DRAWN BY: A. KVASNIUK	CHECKED BY: L. BANDIERA
PROJECT MGR: F.BOLOURIAN	APPROVED BY: E. FENUTA

SHEET TITLE
ROOM FINISH SCHEDULE

SHEET NUMBER G08-265-A9001	ISSUE 0
-------------------------------	------------

DOOR SCHEDULE																
DOOR NO.	LOCATION	DOOR				PANEL			FRAME		DOOR HARDWARE			FIRE RATING (MINUTES)	REMARKS	
		TYPE	WIDTH	HEIGHT	THICKNESS	MAT.	FIN.	GLASS	MAT.	FIN.	SECURITY ACCESS CONTOL DEVICE	BFAO	PANIC DEVICE			
FIRST FLOOR																
N-104A	CORRIDOR	A	1067	2110	45	HM	PT3	<-->	HM	PT3	*	*		NA	EXISTING KEY PAD TO REMAIN	
NE-102	EMS GARAGE	EXIST	1040	2025	45	EXIST	EXIST	EXIST	EXIST	EXIST				EXIST	REPLACE EXISTING LATCH SET WITH LEVER TYPE HARDWARE	
NE-103	STORAGE	EXIST	895	2015	45	EXIST	EXIST	EXIST	EXIST	EXIST				EXIST	REPLACE EXISTING LATCH SET WITH LEVER TYPE HARDWARE	
NE-104B	CORRIDOR	EXIST	753	2135	45	EXIST	EXIST	EXIST	EXIST	EXIST				EXIST	REPLACE EXISTING LATCH SET WITH LEVER TYPE HARDWARE	
NE-105	EMS GARAGE	EXIST	920	2145	45	EXIST	EXIST	EXIST	EXIST	EXIST				EXIST	REPLACE EXISTING LATCH SET WITH LEVER TYPE HARDWARE	
NE-107	EMS GARAGE	EXIST	895	2125	45	EXIST	EXIST	EXIST	EXIST	EXIST				EXIST	REPLACE EXISTING LATCH SET WITH LEVER TYPE HARDWARE	
NE-108A	EMS GARAGE	EXIST	875	2090	45	EXIST	EXIST	EXIST	EXIST	EXIST				EXIST	REPLACE EXISTING LATCH SET WITH LEVER TYPE HARDWARE	
NE-108B	BREAK ROOM	EXIST	885	2115	45	EXIST	EXIST	EXIST	EXIST	EXIST				EXIST	REPLACE EXISTING LATCH SET WITH LEVER TYPE HARDWARE	
NE-109	WASHROOM	EXIST	740	2140	45	EXIST	EXIST	EXIST	EXIST	EXIST				EXIST	REPLACE EXISTING LATCH SET WITH LEVER TYPE HARDWARE	
NE-110B	BICYCLE STORAGE	EXIST	890	2130	45	EXIST	EXIST	EXIST	EXIST	EXIST				EXIST	REPLACE EXISTING LATCH SET WITH LEVER TYPE HARDWARE	
NE-111A	APPARATUS BAY	EXIST	895	2125	45	EXIST	EXIST	EXIST	EXIST	EXIST				EXIST	REPLACE EXISTING LATCH SET WITH LEVER TYPE HARDWARE	
NE-113A	WORKSHOP	EXIST	800	2045	45	EXIST	EXIST	EXIST	EXIST	EXIST				EXIST	REPLACE EXISTING LATCH SET WITH LEVER TYPE HARDWARE	
NE-113B	WORKSHOP	EXIST	610	2135	45	EXIST	EXIST	EXIST	EXIST	EXIST				EXIST	REPLACE EXISTING LATCH SET WITH LEVER TYPE HARDWARE	
NE-113C	WORKSHOP	EXIST	610	2135	45	EXIST	EXIST	EXIST	EXIST	EXIST				EXIST	REPLACE EXISTING LATCH SET WITH LEVER TYPE HARDWARE	
NE-113D	WORKSHOP	EXIST	610	2135	45	EXIST	EXIST	EXIST	EXIST	EXIST				EXIST	REPLACE EXISTING LATCH SET WITH LEVER TYPE HARDWARE	
NE-114	HALLWAY	EXIST	885	2125	45	EXIST	EXIST	EXIST	EXIST	EXIST				EXIST	REPLACE EXISTING LATCH SET WITH LEVER TYPE HARDWARE	
NE-115A	BUNKER ROOM	EXIST	885	2115	45	EXIST	EXIST	EXIST	EXIST	EXIST				EXIST	REPLACE EXISTING LATCH SET WITH LEVER TYPE HARDWARE	
NE-115B	BUNKER ROOM	EXIST	885	2130	45	EXIST	EXIST	EXIST	EXIST	EXIST				EXIST	REPLACE EXISTING LATCH SET WITH LEVER TYPE HARDWARE	
NE-119	CORRIDOR	EXIST	890	2125	45	EXIST	EXIST	EXIST	EXIST	EXIST				EXIST	REPLACE EXISTING LATCH SET WITH LEVER TYPE HARDWARE	
NE-122	CORRIDOR	EXIST	920	2135	45	EXIST	EXIST	EXIST	EXIST	EXIST				EXIST	REPLACE EXISTING LATCH SET WITH LEVER TYPE HARDWARE	
SECOND FLOOR																
N-208	CORRIDOR	C	1067	2135	45	HM	PT3	GWG	HM	PT3				90		
NE-204	CORRIDOR	EXIST	890	2115	45	EXIST	EXIST	EXIST	EXIST	EXIST				EXIST	REPLACE EXISTING LATCH SET WITH LEVER TYPE HARDWARE	
NE-205A	CORRIDOR	EXIST	735	2120	45	EXIST	EXIST	EXIST	EXIST	EXIST				EXIST	REPLACE EXISTING LATCH SET WITH LEVER TYPE HARDWARE	
NE-205B	CORRIDOR	EXIST	885	2120	45	EXIST	EXIST	EXIST	EXIST	EXIST				EXIST	REPLACE EXISTING LATCH SET WITH LEVER TYPE HARDWARE	
NE-206	CORRIDOR	EXIST	505	2135	45	EXIST	EXIST	EXIST	EXIST	EXIST				EXIST	REPLACE EXISTING LATCH SET WITH LEVER TYPE HARDWARE	
NE-207	FIRE PREVENTION KITCHEN	EXIST	895	2125	45	EXIST	EXIST	EXIST	EXIST	EXIST				EXIST	REPLACE EXISTING LATCH SET WITH LEVER TYPE HARDWARE	
NE-209	MENS W.S	EXIST	720	2125	45	EXIST	EXIST	EXIST	EXIST	EXIST				EXIST	REPLACE EXISTING LATCH SET WITH LEVER TYPE HARDWARE	
NE-210	WOMENS W.S	EXIST	720	2125	45	EXIST	EXIST	EXIST	EXIST	EXIST				EXIST	REPLACE EXISTING LATCH SET WITH LEVER TYPE HARDWARE	
NE-211	CORRIDOR	EXIST	880	2135	45	EXIST	EXIST	EXIST	EXIST	EXIST				EXIST	REPLACE EXISTING LATCH SET WITH LEVER TYPE HARDWARE	
NE-212	OFFICE	EXIST	945	2130	45	EXIST	EXIST	EXIST	EXIST	EXIST				EXIST	REPLACE EXISTING LATCH SET WITH LEVER TYPE HARDWARE	
NE-213	OFFICE	EXIST	920	2120	45	EXIST	EXIST	EXIST	EXIST	EXIST				EXIST	REPLACE EXISTING LATCH SET WITH LEVER TYPE HARDWARE	
NE-214	OFFICE	EXIST	920	2120	45	EXIST	EXIST	EXIST	EXIST	EXIST				EXIST	REPLACE EXISTING LATCH SET WITH LEVER TYPE HARDWARE	
NE-216	CORRIDOR	EXIST	895	2125	45	EXIST	EXIST	EXIST	EXIST	EXIST				EXIST	REPLACE EXISTING LATCH SET WITH LEVER TYPE HARDWARE	
NE-217	STORAGE	EXIST	890	2125	45	EXIST	EXIST	EXIST	EXIST	EXIST				EXIST	REPLACE EXISTING LATCH SET WITH LEVER TYPE HARDWARE	
NE-218	STAIR E	EXIST	945	2130	45	EXIST	EXIST	EXIST	EXIST	EXIST				EXIST	REPLACE EXISTING LATCH SET WITH LEVER TYPE HARDWARE	
NE-219	STAIR E	EXIST	920	2120	45	EXIST	EXIST	EXIST	EXIST	EXIST				EXIST	REPLACE EXISTING LATCH SET WITH LEVER TYPE HARDWARE	
NE-220	STAIR E	EXIST	890	2130	45	EXIST	EXIST	EXIST	EXIST	EXIST				EXIST	REPLACE EXISTING LATCH SET WITH LEVER TYPE HARDWARE	
NE-222	STAIR E	EXIST	870	2130	45	EXIST	EXIST	EXIST	EXIST	EXIST				EXIST	REPLACE EXISTING LATCH SET WITH LEVER TYPE HARDWARE	
NE-223	CORRIDOR	EXIST	755	2065	45	EXIST	EXIST	EXIST	EXIST	EXIST				EXIST	REPLACE EXISTING LATCH SET WITH LEVER TYPE HARDWARE	
NE-224A	CORRIDOR	EXIST	915	2135	45	EXIST	EXIST	EXIST	EXIST	EXIST				EXIST	REPLACE EXISTING LATCH SET WITH LEVER TYPE HARDWARE	
NE-224B	CORRIDOR	EXIST	920	2120	45	EXIST	EXIST	EXIST	EXIST	EXIST				EXIST	REPLACE EXISTING LATCH SET WITH LEVER TYPE HARDWARE	
NE-227	CORRIDOR	EXIST	755	2065	45	EXIST	EXIST	EXIST	EXIST	EXIST				EXIST	REPLACE EXISTING LATCH SET WITH LEVER TYPE HARDWARE	
NE-303A	CORRIDOR	EXIST	890	2030	45	EXIST	EXIST	EXIST	EXIST	EXIST				EXIST	REPLACE EXISTING LATCH SET WITH LEVER TYPE HARDWARE	
EMS SECOND FLOOR																
N-307	CORRIDOR	A	1067	2135	45	HM	PT3	<-->	HM	PT3	*	*		NA		
N-310	ELEVATOR LOBBY	A	1067	2110	45	HM	PT3	<-->	HM	PT3				45		
N-311	BARRIER FREE W.C	A(L)	1067	2110	45	HM	PT3	<-->	HM	PT3	*	*		45		

DOOR SCHEDULE GENERAL NOTES	
1	DOOR HEIGHT FOR INFORMATION PURPOSES ONLY. NEW DOOR HEIGHTS TO MATCH SITE CONFIRMED EXISTING DOOR HEIGHTS.
2	REFER TO ELECTRICAL DRAWINGS FOR CARD READER LOCATION ON EXISTING DOORS.
3	REFER TO DOOR HARDWARE SCHEDULE AND SPECIFICATION FOR ADDITIONAL INFORMATION ON DOOR HARDWARE.
4	WHERE DOORS ARE BEING WIDENED, REPAINT AFFECTED PAINTED WALL SURFACES WITH PT-3.

DOOR ABBREVIATIONS	
*	DENOTES YES
ALUM	ALUMINUM
ANOD	ANODIZED
BFAO	BARRIER-FREE AUTOMATIC OPENER
BFPB	BARRIER-FREE PUSH BUTTON
BFWO	BARRIER-FREE WAVE TO OPEN
CR	CARD READER
EXIST	EXISTING
FBM	FINGER BIOMETRIC
GWB	GYPSUM WALL BOARD
GWG	GEORGIAN WIRE GLASS
HM	HOLLOW METAL
IHM	INSULATED HOLLOW METAL
ITGL	INSULATED TEMPERED (SAFETY) GLASS
KP	KEY PAD
OBM	OCULAR BIOMETRIC
PF	PRE FINISHED
PLAM	PLASTIC LAMINATE
PT	PAINT
SIM	SIMILAR
SS	STAINLESS STEEL
TGL	TEMPERED GLASS
WD	WOOD

CLIENT

CITY OF TORONTO



Corporate Real Estate Management
Project Management Office
Metro Hall Toronto, ON
MSV 3C6

COPYRIGHT
This drawing has been prepared solely for the intended use. Any reproduction or distribution for any purpose other than authorized by IBI Group is forbidden. Written dimensions shall have precedence over scaled dimensions. Contractors shall verify and be responsible for all dimensions and conditions on the job, and IBI Group shall be informed of any variations from the dimensions and conditions shown on the drawing. Shop drawings shall be submitted to IBI Group for general conformance before proceeding with fabrication.

IBI Group Professional Services (Canada) Inc.
is a member of the IBI Group of companies

ISSUES		
No.	DESCRIPTION	DATE
0	ISSUED FOR CONSTRUCTION	2021-10-19

CONSULTANTS

SEAL



PRIME CONSULTANT



IBI GROUP
175 Galaxy Blvd, Unit 100
Toronto, ON M9W 0C9, Canada
tel 416 679 1930 fax 416 675 4620
ibigroup.com

PROJECT TITLE
**CITY OF TORONTO
ACCESSIBILITY UPGRADES**

PROJECT ADDRESS
**Fire Station 112 & EMS
Station 16
5700 Bathurst St**

PROJECT NO: 9119- 19- 0162 / IBI 122260	
DRAWN BY: A. KVASNIUK	CHECKED BY: L. BANDIERA
PROJECT MGR: F.BOLOURIAN	APPROVED BY: E. FENUITA

SHEET TITLE
DOOR SCHEDULE

SHEET NUMBER G08-265-A9111	ISSUE 0
--------------------------------------	-------------------